

the
**HUMAN
FREEDOM
INDEX** 2019

A Global Measurement
of Personal, Civil, and
Economic Freedom

Ian Vásquez and Tanja Porčnik

Foreword by **Fred McMahon**, *Project Editor*



CATO
INSTITUTE

FRASER
INSTITUTE



**FRIEDRICH NAUMANN
FOUNDATION** For Freedom.

IEA THE INSTITUTE
OF ECONOMIC
ANALYSIS

VISIO
INSTITUT

the
**HUMAN
FREEDOM
INDEX** 2019

A Global Measurement
of Personal, Civil, and
Economic Freedom

Ian Vásquez and Tanja Porčnik

Foreword by **Fred McMahon**, *Project Editor*

CAIO
INSTITUTE

FRASER
INSTITUTE



**FRIEDRICH NAUMANN
FOUNDATION** For Freedom.

IEA THE INSTITUTE
OF ECONOMIC
ANALYSIS

VISIO
INSTITUT

Copyright © 2019 by the Cato Institute, the Fraser Institute, and the Friedrich Naumann Foundation for Freedom
All rights reserved

Print ISBN: 978-1-948647-84-7
Digital ISBN: 978-1-948647-85-4

Printed in Canada
Cover design by Peng Wei

CATO INSTITUTE
1000 Massachusetts Ave., NW
Washington, DC 20001
United States of America
www.cato.org

FRASER INSTITUTE
4th Floor, 1770 Burrard Street
Vancouver BC
Canada V6J 3G7
www.fraserinstitute.org

FRIEDRICH NAUMANN FOUNDATION FOR FREEDOM
Reinhardstr. 12
Berlin 10117
Germany
www.freiheit.org

TABLE OF CONTENTS

<i>Acknowledgments</i>	1
<i>Foreword</i>	3
Executive Summary	7
On Our Fifth Annual Report	12
Defining and Measuring Freedom	13
What the Index Measures	19
Findings	24
Conclusion: Toward a Better Appreciation of Freedom.....	36
Countries by Region	39
Country Profiles	55
Methodology and Sources	380
Notes	408
About the Authors.....	411
About the Copublishers.....	412

ACKNOWLEDGMENTS

We would like to thank a number of individuals and organizations that made this fifth edition of the *Human Freedom Index*—copublished by the Fraser Institute, the Liberales Institut at the Friedrich Naumann Foundation for Freedom, and the Cato Institute—possible.

Fred McMahon of the Fraser Institute continued to serve as an active and assiduous project editor. His work on the topic of freedom and his management of many of the scholarly seminars that led up to this publication played a key role in the creation of the index. We thank him for his collegiality, discipline, and valuable insights.

We are grateful also to the Liberales Institut for its support, and to Detmar Doering, former director at the Institut and an early and active champion of this project.

Our index builds on the work of the Fraser Institute’s economic freedom project; thus, we owe a debt of gratitude to Michael Walker, the Institute’s former executive director and initiator of that research program, and to the long-time authors of the annual *Economic Freedom of the World* report, James Gwartney, Robert Lawson, and Joshua Hall. All of them laid the groundwork for this report and generously contributed their time and advice to its creation.

Andrei Illarionov, a senior fellow at the Cato Institute, was an enthusiastic and active proponent of

this project, and his insights helped shape the content and structure of the index. We thank him for helping to initiate this research and for continuing to be a valuable source of input and advice.

We thank Milagros Palacios, Fraser’s associate director for the Addington Centre for Measurement, for providing valuable quantitative research support.

Our Cato colleagues Guillermina Sutter Schneider and Luis Ahumada deserve special thanks for greatly improving the process, design, and quality of the production.

Thanks also to Amberlea Schaab, Fraser’s director of production and marketing, for overseeing the cover design; to Fraser’s Peng Wei for designing this year’s cover; and to Lindsay Donofrio, Cato’s director of editorial production, for ably shepherding the index to publication.

Finally, we would like to acknowledge the generous contribution of the Lotte & John Hecht Memorial Foundation, which supported this project, and the sponsors of—and numerous scholars who participated in—the seminars out of which this index arose: the first, in Atlanta, sponsored by Liberty Fund; three in Potsdam, sponsored by the Liberales Institut; and one in Washington, DC, sponsored by the Cato Institute.

—*Ian Vásquez and Tanja Porčnik*

FOREWORD

Sometimes a struggle for freedom becomes a global focal point.

When the Berlin Wall fell in November 1989, the world was watching. Then the world watched as South Africa's apartheid fell in 1993, resulting in the election of Nelson Mandela as president in 1994.

Not all struggles succeed, including some that capture global attention. Tanks crushed Hungary's 1956 revolt against Soviet oppression and Czechoslovakia's 1968 Prague Spring.

As this foreword is being written, the world watches the citizens of Hong Kong attempt to protect their freedom and the people of Venezuela struggle to obtain theirs. Those are just two of the many demonstrations now breaking out across the globe, but arguably they are the ones that are most focused on freedom.

Communist China threatens to strip from Hong Kong its long-held status as one of the freest places in the world and to relegate it to the cellar, where the rest of China unfortunately dwells. The people of Venezuela hope to escape tyranny's deepest dungeon: Venezuela ranks 161st out of 162 jurisdictions in freedom. (China is 126th.)

In both cases, the men with guns protect the regime and stand between the people and freedom. Elements of China's People's Liberation Army have, with much fanfare, been stationed across

the border from Hong Kong, with invasion a constant threat. Supreme leader for life Xi Jinping brags of the brutal nature of his regime, warning of "bodies smashed and bones ground to powder" if the people of Hong Kong do not submit.¹

In Venezuela, people struggle to regain their freedom. In 1970, Venezuela had the 10th highest level of economic freedom in the world and a functioning liberal democracy that protected other freedoms. Then oil prices boomed and a greedy elite grabbed the money and created a crony capitalist state, paving the way for Hugo Chávez and then Nicolás Maduro, and their continuing attacks on freedom.²

Millions have fled Venezuela, and hunger is rampant. Yet the regime hangs on, supported by the men with guns—in this case, the Venezuelan army. The army has joined in the general corruption of the regime and supports it to maintain officers' lavish lifestyles and out of fear of retaliation if the regime falls, while Venezuelans starve and flee the nation, creating a refugee problem in many nations.³

The world can be a perverse place. Venezuela recently won a United Nations Human Rights Council seat despite its violations of human rights.⁴

I have just returned from Hong Kong. It was horrifying to see streets awash in violence, shopkeepers unable to pay their rent, a half-deserted

Hong Kong airport, and friends planning to leave permanently.

Even in Hong Kong, there is a pro-Beijing faction, fueled by wild conspiracy theories. I was told with utter confidence that the U.S. National Endowment for Democracy pays violent demonstrators HK\$800 for each window broken and that demonstrators stuff their masks with amphetamines to propel even more violence.

At one elegant dinner in the Hong Kong Club, a woman leaned across the table toward me and asked: “Canada has taken a Chinese citizen hostage; how would Canada feel if China took a Canadian hostage?” Others at the table gasped, amazed that Beijing supporters in Hong Kong could be so blinded by mainland media that they are completely unaware of the facts.

Canada arrested Huawei executive Meng Wanzhou at the Vancouver airport, under a U.S. extradition request that bound Canada legally. She lives in a mansion in Vancouver awaiting trial. In response, China, with no legal justification, took two Canadian hostages, reportedly held in isolation under constant surveillance with lights on 24 hours a day, subject to interrogations whenever their captors feel like it.⁵ China has made unsupported charges of espionage against both but presented no evidence. Arbitrary arrests and abuse of the legal system in China for political reasons are standard operating procedure. China is “the global leader in political prisoners,” according to Freedom House.⁶

China also resentence a Canadian who had been jailed for drug dealing, to death, and then

another Canadian to death as well.

People living in China will never know the details. All sources of information are severely censored. But the fact that supporters of Beijing in Hong Kong would cut themselves off from the world and be informed only by mainland propaganda is alarming.

The demonstrations have gotten ugly, with vandalism, beatings, and bombs. None of this is excusable, though it is perhaps understandable as the youth of Hong Kong see their hopes of leading peaceful, prosperous, and free lives evaporate before mainland force. Still, the bulk of the demonstrators are peaceful, committed to a struggle for freedom, and backed by a great majority of people in Hong Kong.

Things are unlikely to end well. The Hong Kong economy suffers greatly.⁷ Hong Kong’s prosperity was built on good economic policy, buttressed by stability and the rule of law. Stability is being replaced by extremism. A very small minority of the protestors besmirch the cause of freedom and violate the rule of law. The actions of a few individuals are unfortunate; lawbreakers exist in every society. But what China has in mind is the destruction of the rule of law by putting Hong Kong under Communist party control, an objective bluntly stated by the top Chinese officials in Hong Kong.

China threatens military action against Hong Kong by moving military elements to the border, showing these troops engaged in urban warfare exercises, dramatically increasing mainland troop levels in Hong Kong, and issuing menacing warn-

ings from Xi and other leaders.⁸ But often it is not understood what military action would have to entail. Hong Kong streets are deep canyons surrounded by towering skyscrapers. China would have to virtually destroy Hong Kong to fight guerilla action and subdue it. Instead, it will likely wait for Hong Kong to bleed to death economically.

Can freedom prevail for Hong Kong or Venezuela? Although the Hungarian revolt and the peaceful Prague Spring were crushed, Soviet communism ultimately fell. Both nations, freed from the Soviet yoke, moved to democracy and increased freedom—although forces in both, especially Hungary, now strive to roll back freedom.

Hong Kong’s ultimate fate is tied to China’s. In the long run, Hong Kong’s residents will be able to enjoy stable freedom only if the regime

in China changes. The regime has fragilities and imbalances but no major threat to its existence at this time.

Venezuela, with an economy rife with distortions and corruption, produces very little of value other than oil. Raw incompetence, politicization, and theft have virtually destroyed the economy. Either the regime must change or Venezuela will have to join North Korea and Cuba in suppression as its leaders seek to maintain their power and corrupt lifestyles.

Although the outlook is not immediately positive, this index provides an invaluable service in revealing the trajectory of global freedom, whether that is positive or negative. My compliments to authors Ian Vásquez and Tanja Porčnik.

—Fred McMahon, *Fraser Institute*

NOTES

1. “Hong Kong Protests: President Xi Warns of ‘Bodies Smashed,’” *BBC News*, October 14, 2019.
2. For a record of Venezuela’s decline, see the data in this book and James Gwartney et al., *Economic Freedom of the World: 2019 Annual Report* (Vancouver, BC: Fraser Institute, 2019).
3. “Venezuela Crisis: Why the Military Is Backing Maduro,” *BBC News*, January 28, 2019.
4. Joe Parkin Daniels, “Venezuela Wins UN Human Rights Council Seat Despite Record of Abuses,” the *Guardian*, October 17, 2019.
5. Nathan VanderKlippe, “Two Canadians Detained in China for Four Months Prevented from Going Outside, Official Says,” *Globe and Mail*, April 10, 2019.
6. Arch Puddington, “China: The Global Leader in Political Prisoners,” Freedom House, July 26, 2018.
7. “Hong Kong to Record Negative Economic Growth in 2019, Says Leader,” *Channel News Asia*, October 28, 2019.
8. Greg Torode, James Pomfret, and David Lague, “China Quietly Doubles Troop Levels in Hong Kong,” Reuters, September 30, 2019.

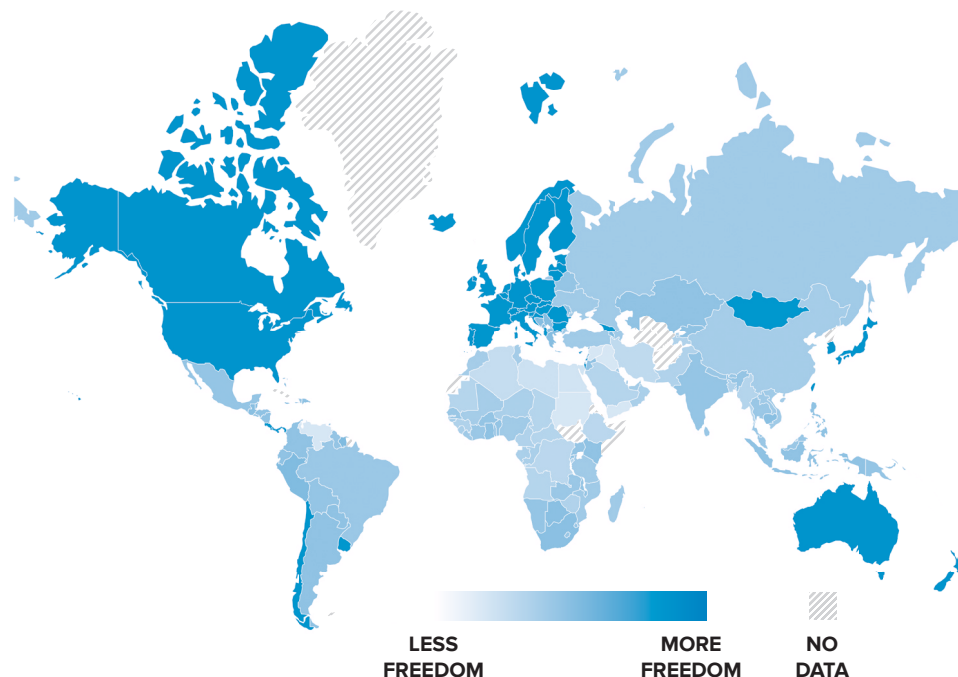
EXECUTIVE SUMMARY

The *Human Freedom Index* (HFI) presents a broad measure of human freedom, understood as the absence of coercive constraint. This fifth annual index uses 76 distinct indicators of personal and economic freedom in the following areas:

- Rule of Law
- Security and Safety
- Movement
- Religion
- Association, Assembly, and Civil Society
- Expression and Information
- Identity and Relationships
- Size of Government
- Legal System and Property Rights
- Access to Sound Money
- Freedom to Trade Internationally
- Regulation of Credit, Labor, and Business

The HFI is the most comprehensive freedom index so far created for a globally meaningful set of countries. The HFI covers 162 countries for 2017, the most recent year for which sufficient data are available. The index ranks countries beginning in 2008, the earliest year for which a robust enough index could be produced.

On a scale of 0 to 10, where 10 represents more freedom, the average human freedom rating for 162 countries in 2017 was 6.89. Among countries included in this report, the level of freedom decreased slightly (-0.01) compared with 2016, with 70 countries increasing their ratings and 88 decreasing. Since 2008, the level of global freedom has also decreased slightly (-0.07), with 61 countries in the index increasing their ratings and 79 decreasing.



The jurisdictions that took the top 10 places, in order, were New Zealand, Switzerland, Hong Kong, Canada, Australia, Denmark and Luxembourg (tied in 6th place), Finland and Germany (tied in 8th place), and Ireland. Selected countries rank as follows: Sweden (11), United Kingdom (14), United States (15), Taiwan (19), Japan (25), South Korea (27), Chile (28), France (33), South Africa (64), Argentina (77), Mexico (92), India (94), Brazil (109), Russia (114), Turkey (122), Saudi Arabia (149), Iran (154), Egypt (157), Venezuela (161), and Syria (162).

Out of 10 regions, the regions with the highest levels of freedom are North America (Canada and the United States), Western Europe, and East Asia. The lowest levels are in the Middle East and North Africa, sub-Saharan Africa, and South Asia. Women-specific freedoms, as measured by five indicators in the index, are strongest in North America, Western Europe, and

East Asia and are least protected in the Middle East and North Africa, sub-Saharan Africa, and South Asia.

Countries in the top quartile of freedom enjoy a significantly higher average per capita income (\$40,171) than those in other quartiles; the average per capita income in the least-free quartile is \$15,721.

The HFI also finds a strong relationship between human freedom and democracy. Hong Kong is an outlier in this regard.

The findings in the HFI suggest that freedom plays an important role in human well-being, and they offer opportunities for further research into the complex ways in which freedom influences, and can be influenced by, political regimes, economic development, and the whole range of indicators of human well-being.

THE HUMAN FREEDOM INDEX

Rank	Freedom Rank Change (2016–17)	Country	Personal Freedom	Economic Freedom	Human Freedom	Freedom Score Change (2016–17)
1	0	New Zealand	9.27	8.50	8.88	▼ 0.02
2	0	Switzerland	9.24	8.40	8.82	▲ 0.03
3	0	Hong Kong	8.70	8.91	8.81	▲ 0.06
4	▲ 1	Canada	9.22	8.08	8.65	▲ 0.05
5	▼ 1	Australia	9.16	8.07	8.62	0.00
6	▲ 3	Denmark	9.24	7.89	8.56	▲ 0.04
6	▲ 3	Luxembourg	9.26	7.86	8.56	▲ 0.04
8	▲ 4	Finland	9.27	7.80	8.53	▲ 0.02
8	▼ 1	Germany	9.25	7.82	8.53	▼ 0.02
10	▼ 2	Ireland	8.90	8.13	8.52	▼ 0.02
11	▲ 3	Sweden	9.45	7.56	8.50	0.00

Rank	Freedom Rank Change (2016–17)	Country	Personal Freedom	Economic Freedom	Human Freedom	Freedom Score Change (2016–17)
11	▼ 5	Netherlands	9.28	7.72	8.50	▼ 0.06
13	▲ 3	Austria	9.25	7.71	8.48	▲ 0.01
14	▼ 5	United Kingdom	8.85	8.09	8.47	▼ 0.05
15	0	Estonia	9.02	7.89	8.46	▼ 0.02
15	▲ 2	United States	8.72	8.19	8.46	▲ 0.01
17	▼ 5	Norway	9.26	7.62	8.44	▼ 0.07
18	▲ 2	Iceland	9.08	7.74	8.41	▲ 0.02
19	▼ 2	Taiwan	8.94	7.85	8.40	▼ 0.05
20	▼ 3	Malta	8.77	7.97	8.37	▼ 0.08
21	0	Czech Rep.	8.92	7.75	8.34	▼ 0.04
22	0	Lithuania	8.76	7.88	8.32	▼ 0.03
23	0	Latvia	8.85	7.73	8.29	▼ 0.01
23	▲ 4	Belgium	9.07	7.51	8.29	▲ 0.07
25	▼ 2	Japan	8.70	7.86	8.28	▼ 0.02
26	0	Portugal	9.02	7.52	8.27	▲ 0.02
27	▼ 2	Korea, South	8.81	7.59	8.20	▼ 0.06
28	▲ 6	Chile	8.41	7.89	8.15	▲ 0.15
29	▼ 1	Spain	8.69	7.55	8.12	▼ 0.06
30	▼ 1	Romania	8.54	7.68	8.11	▼ 0.03
30	0	Singapore	7.50	8.71	8.11	▲ 0.01
32	0	Italy	8.67	7.41	8.04	▼ 0.01
33	▲ 2	Slovak Rep.	8.54	7.51	8.02	▲ 0.03
33	0	France	8.69	7.35	8.02	▼ 0.02
35	▲ 1	Slovenia	8.78	7.15	7.97	0.00
36	▼ 5	Cyprus	8.18	7.68	7.93	▼ 0.16
37	▲ 6	Croatia	8.45	7.26	7.86	▲ 0.13
38	▲ 7	Albania	8.01	7.67	7.84	▲ 0.17
39	▲ 1	Bulgaria	8.04	7.54	7.79	▲ 0.01
40	▼ 2	Poland	8.32	7.24	7.78	▼ 0.02
41	▲ 5	Georgia	7.53	7.94	7.74	▲ 0.08
41	▲ 7	Uruguay	8.42	7.05	7.74	▲ 0.09
43	▼ 4	Costa Rica	7.99	7.41	7.70	▼ 0.09
44	▲ 2	Panama	7.72	7.66	7.69	▲ 0.05
45	▼ 4	Hungary	8.04	7.27	7.65	▼ 0.11
46	▼ 9	Israel	7.70	7.53	7.61	▼ 0.25
46	▼ 2	Mongolia	7.79	7.43	7.61	▼ 0.09
48	▲ 2	Bahamas	7.87	7.25	7.56	▼ 0.04
49	▲ 2	Peru	7.61	7.49	7.55	▼ 0.03
50	▼ 8	Mauritius	6.98	8.07	7.52	▼ 0.23
51	▲ 11	Suriname	8.30	6.65	7.48	▲ 0.30
52	▼ 4	Cape Verde	7.74	7.16	7.45	▼ 0.19
53	▲ 3	Montenegro	8.03	6.84	7.43	▲ 0.09
54	▼ 1	Armenia	7.15	7.70	7.42	▼ 0.02
55	▼ 1	Bosnia and Herzegovina	8.04	6.69	7.37	▼ 0.02

Rank	Freedom Rank Change (2016–17)	Country	Personal Freedom	Economic Freedom	Human Freedom	Freedom Score Change (2016–17)
56	▼ 1	North Macedonia	7.66	7.02	7.34	▼ 0.04
57	▲ 3	Greece	8.07	6.59	7.33	▲ 0.08
58	▼ 1	Serbia	7.71	6.89	7.30	▼ 0.03
59	▲ 3	Jamaica	7.23	7.17	7.20	▲ 0.03
60	▼ 1	Fiji	7.61	6.74	7.17	▼ 0.11
60	▲ 7	Botswana	6.97	7.37	7.17	▲ 0.09
62	▼ 10	Seychelles	7.16	7.16	7.16	▼ 0.38
63	▼ 6	Cambodia	6.82	7.44	7.13	▼ 0.20
64	▲ 6	South Africa	7.55	6.61	7.08	▲ 0.09
65	0	Guatemala	6.56	7.57	7.07	▼ 0.03
66	▼ 5	Barbados	7.59	6.45	7.02	▼ 0.19
67	▲ 15	Kyrgyz Republic	7.05	6.92	6.98	▲ 0.17
68	0	Dominican Rep.	6.98	6.92	6.95	▼ 0.11
68	▼ 4	Belize	7.12	6.78	6.95	▼ 0.19
70	▼ 5	Ghana	7.30	6.58	6.94	▼ 0.16
71	▲ 6	Moldova	7.20	6.66	6.93	▲ 0.05
71	▲ 9	Colombia	7.18	6.68	6.93	▲ 0.10
73	0	Paraguay	6.78	7.03	6.90	▼ 0.06
73	▲ 12	Kazakhstan	6.69	7.10	6.90	▲ 0.14
75	▼ 6	El Salvador	6.62	7.16	6.89	▼ 0.11
76	▼ 5	Philippines	6.44	7.32	6.88	▼ 0.10
77	▲ 10	Nicaragua	6.72	7.01	6.86	▲ 0.15
77	▲ 8	Argentina	8.04	5.67	6.86	▲ 0.11
79	▼ 8	Kenya	6.65	7.05	6.85	▼ 0.13
80	▼ 6	Jordan	6.23	7.44	6.84	▼ 0.10
81	▼ 6	Indonesia	6.38	7.27	6.83	▼ 0.10
82	▼ 6	Ecuador	7.36	6.28	6.82	▼ 0.07
82	▼ 3	Rwanda	6.38	7.26	6.82	▼ 0.05
84	▲ 4	Honduras	6.47	7.16	6.81	▲ 0.10
85	▲ 8	Benin	7.47	6.08	6.77	▲ 0.10
86	▲ 22	Timor-Leste	7.52	5.99	6.76	▲ 0.35
87	▼ 10	Namibia	6.97	6.53	6.75	▼ 0.13
88	▼ 5	Lebanon	6.52	6.97	6.74	▼ 0.03
88	▲ 3	Guyana	7.16	6.32	6.74	▲ 0.05
90	▲ 7	Burkina Faso	7.39	6.07	6.73	▲ 0.10
91	▼ 11	Haiti	6.93	6.49	6.71	▼ 0.12
92	▼ 9	Mexico	6.38	6.93	6.65	▼ 0.13
92	▲ 30	Belarus	6.66	6.64	6.65	▲ 0.49
94	▲ 8	India	6.37	6.91	6.64	▲ 0.10
95	▼ 1	Bahrain	5.91	7.35	6.63	▼ 0.02
96	▼ 4	Trinidad and Tobago	6.54	6.70	6.62	▼ 0.06
97	▼ 3	Bolivia	7.07	6.14	6.61	▼ 0.05
97	▼ 9	Uganda	5.82	7.39	6.61	▼ 0.10
99	▼ 11	Papua New Guinea	6.84	6.36	6.60	▼ 0.11

Rank	Freedom Rank Change (2016–17)	Country	Personal Freedom	Economic Freedom	Human Freedom	Freedom Score Change (2016–17)
99	▼ 5	Malawi	7.13	6.06	6.60	▼ 0.05
101	0	Côte d'Ivoire	7.20	5.97	6.59	▲ 0.03
102	▲ 5	Senegal	6.97	6.17	6.57	▲ 0.13
103	▲ 2	Thailand	6.25	6.86	6.55	▲ 0.07
104	▼ 5	Lesotho	6.57	6.50	6.54	▼ 0.05
105	▼ 5	Bhutan	6.29	6.77	6.53	▼ 0.04
106	▼ 3	Malaysia	5.70	7.34	6.52	▼ 0.01
107	▼ 9	Nepal	6.53	6.49	6.51	▼ 0.08
108	▲ 1	Zambia	6.13	6.84	6.49	▲ 0.10
109	▲ 7	Brazil	6.74	6.23	6.48	▲ 0.21
110	▼ 4	Sri Lanka	6.25	6.57	6.41	▼ 0.04
111	▲ 5	Eswatini	6.29	6.52	6.40	▲ 0.13
112	▼ 2	Nigeria	5.90	6.86	6.38	▲ 0.01
113	▼ 3	Liberia	6.13	6.56	6.35	▼ 0.02
114	▲ 5	Russia	5.90	6.78	6.34	▲ 0.10
115	▼ 11	Madagascar	6.51	6.14	6.32	▼ 0.18
116	▼ 6	Togo	6.41	6.21	6.31	▼ 0.05
117	▲ 11	Vietnam	6.31	6.27	6.29	▲ 0.23
118	▲ 4	Ukraine	6.56	5.96	6.26	▲ 0.10
118	▼ 8	Tanzania	5.75	6.77	6.26	▼ 0.10
120	▲ 9	Mozambique	6.89	5.60	6.24	▲ 0.20
121	▲ 6	Azerbaijan	6.10	6.34	6.22	▲ 0.15
122	▼ 8	Turkey	5.74	6.67	6.21	▼ 0.09
123	▼ 2	Laos	5.74	6.67	6.20	▼ 0.02
124	0	Kuwait	5.97	6.41	6.19	▲ 0.04
125	▼ 7	Morocco	5.68	6.69	6.18	▼ 0.06
126	▲ 4	China	5.92	6.42	6.17	▲ 0.16
127	▼ 8	Qatar	5.24	7.07	6.15	▼ 0.08
128	▼ 14	United Arab Emirates	5.09	7.17	6.13	▼ 0.16
129	▼ 4	Tunisia	5.97	6.20	6.08	▼ 0.04
130	▲ 6	Guinea-Bissau	6.90	5.23	6.07	▲ 0.09
131	▲ 4	Mali	6.15	5.91	6.03	▲ 0.05
132	▲ 9	Gabon	6.10	5.88	5.99	▲ 0.31
132	▼ 1	Sierra Leone	6.27	5.71	5.99	▼ 0.02
134	▼ 2	Oman	5.20	6.76	5.98	▼ 0.02
135	▼ 9	Gambia, The	4.64	7.23	5.94	▼ 0.15
136	▲ 3	Niger	5.92	5.83	5.87	▲ 0.17
137	▲ 6	Congo, Rep. of	6.52	5.08	5.80	▲ 0.19
138	▲ 1	Bangladesh	5.37	6.18	5.77	▲ 0.08
138	▼ 5	Tajikistan	5.49	6.05	5.77	▼ 0.22
140	▲ 3	Pakistan	5.47	5.91	5.69	▲ 0.08
140	▼ 7	Brunei Darussalam	4.76	6.62	5.69	▼ 0.30
142	▼ 4	Zimbabwe	5.61	5.69	5.65	▼ 0.07
143	▼ 1	Cameroon	5.43	5.84	5.64	▼ 0.04

Rank	Freedom Rank Change (2016–17)	Country	Personal Freedom	Economic Freedom	Human Freedom	Freedom Score Change (2016–17)
144	▲ 1	Guinea	5.37	5.86	5.61	▲ 0.02
145	▲ 5	Burundi	4.95	6.17	5.56	▲ 0.17
146	▲ 5	Mauritania	4.83	6.11	5.47	▲ 0.11
147	▲ 7	Chad	5.49	5.42	5.46	▲ 0.34
148	▼ 2	Myanmar	5.26	5.63	5.44	▼ 0.14
149	0	Saudi Arabia	4.32	6.52	5.42	0.00
150	▼ 2	Central African Rep.	5.59	5.23	5.41	▼ 0.04
151	▼ 14	Angola	5.98	4.83	5.40	▼ 0.48
152	▼ 5	Congo, Dem. Rep.	5.73	5.00	5.36	▼ 0.20
153	▼ 1	Ethiopia	4.77	5.72	5.25	▲ 0.02
154	0	Iran	4.48	5.72	5.10	▼ 0.01
155	▼ 2	Algeria	5.20	4.77	4.99	▼ 0.24
156	▲ 1	Libya	4.83	4.45	4.64	▲ 0.16
157	▼ 1	Egypt	3.95	5.05	4.50	▲ 0.01
158	▲ 1	Iraq	3.47	5.21	4.34	▲ 0.06
159	▼ 1	Sudan	3.97	4.67	4.32	▼ 0.12
160	0	Yemen, Rep.	2.75	5.84	4.30	▲ 0.10
161	0	Venezuela	5.03	2.58	3.80	▼ 0.32
162	0	Syria	2.53	5.05	3.79	▲ 0.10

ON OUR FIFTH ANNUAL REPORT

This fifth annual report presents a broad measure of human freedom around the world. It builds on a multiyear program of research and discussions held in Europe and North America involving scholars from many disciplines and countries. It uses, adapts, and evolves the methodologies that emerged from the decades-long work of the Fraser Institute to define and measure economic freedom with the *Economic Freedom of the World* index.¹ The economic freedom project has demonstrated the power of such measurement to increase understanding about the concept of freedom and its contribution to human well-being.

A central purpose of this report is to paint a broad but reasonably accurate picture of the

extent of overall freedom in the world. A larger purpose is to more carefully explore what we mean by freedom and to better understand its relationship to any number of other social and economic phenomena. This research could also help us more objectively observe the ways in which various freedoms—be they economic or civil, for example—interact with one another. We hope that this index will become a resource for scholars, policymakers, and interested laypersons alike and that its value will increase as it is annually updated, thus allowing us to observe numerous relationships through time.

The *Human Freedom Index* casts a wide net in an attempt to capture as broad a set of freedoms as could be clearly identified and measured. Some freedoms that could be clearly identified, such as the freedom to use drugs, could not be included

because internationally comparable data could not be found. In other cases, data and clarity could be achieved for too few countries to satisfy the goal of making a global index.

That said, we and the authors of the other preliminary papers and indexes that have contributed to the creation of this index² recognize that the global characterization of the state of human freedom published here is a work in progress. It is published with satisfaction but also with humility. We believe that we have constructed a *Human Freedom Index* that provides a solid foundation for the ensuing work of refinement and recalibration in the face of new data sources and new understanding as time passes. In that spirit, we welcome feedback, which may be appropriate in further consideration of the data found in the index and published in this volume.

DEFINING AND MEASURING FREEDOM

The contest between liberty and power has been ongoing for millennia. For just as long, it has inspired competing conceptions of freedom. Plato and Hobbes, for example, thought that extensive or absolutist rule over society was compatible with their definition of freedom because in their view it would prevent society from descending into violence or chaos, which they considered more detrimental to freedom than a powerful state. Others, such as the 6th-century BCE Chinese philosopher Lao-tzu and the 16th-century Spanish scholastics, expressed and developed

The contest between **liberty and power** has been ongoing for millennia.

ideas consistent with the view of the father of modern political philosophy, John Locke, that freedom implies that an individual not “be subject to the arbitrary Will of another, but freely follow his own.”³

This index follows that latter tradition, which in the past several hundred years has shaped the modern liberal world. Freedom in our usage is a social concept that recognizes the dignity of individuals and is defined by the absence of coercive constraint.⁴ (That contrasts with a mechanistic concept whereby anything that limits a person’s ability to do what they want—be it a natural, physical barrier or another person who happens to be standing in their way—is considered an infringement on their freedom.) Freedom thus implies that individuals have the right to lead their lives as they wish as long as they respect the equal rights of others.

Isaiah Berlin best elucidated this notion of freedom, commonly known as negative liberty.⁵ In the simplest terms, negative liberty means noninterference by others. Berlin contrasts that type of liberty with positive liberty, which requires the removal of constraints that impede one’s personal im-

Freedom in our usage is
a social concept
that recognizes the
dignity of individuals.

provement or the fulfillment of his potential as the individual understands it. When positive liberty, however, is imposed by others, it undermines negative liberty because individuals naturally have conflicting views on whether and how to achieve self-improvement. As in the case of the totalitarian systems of the 20th century, this discrepancy allows rulers to ignore the wishes of people and commit torture and other atrocities in the name of some higher form of freedom. Berlin further warned, as did F. A. Hayek, against the common tendency to call other good things—think of income or housing, for example—“freedom,” because this merely causes confusion.⁶

Negative liberty “comes in only one flavor—the lack of constraint imposed on the individual”⁷—whereas positive freedom is far more likely to mean different things to different people and thus cannot be measured independent of the goals that conflicting ideologies or groups might identify with freedom.

This index is thus an attempt to measure the extent to which the negative rights of individuals are respected in the countries observed. By negative rights, we mean free-

dom from interference—predominantly by government—in people’s right to choose to do, say, or think anything they want, provided that it does not infringe on the rights of others to do likewise. These rights protect freedoms such as freedom of religion, freedom of speech, freedom of assembly, sexual freedom, economic freedom, and so on. Some of the rights that individuals legitimately claim depend partially or wholly on action by government to be realized. The right to personal security is the most important, but security in one’s property rights and the rule of law also require government action.

While aspects of liberty associated with democracy and political freedom—freedom of speech, assembly, and public demonstration—are included in this index, democracy or political freedom is not. Political freedom is important, but it does not mean democracy alone or unrestrained democracy. It is ideally some combination of the division of power, limited government, decentralization, and structural characteristics designed to control the powers of the majority. For example, countries such as Canada and the United States have democratic elections and constitutional constraint as well as separation of powers and decentralization. The United Kingdom has checks and balances and other limits on power, but it has no written constitution. The issue of how political freedom can best be determined and which of its forms is most consistent with personal, economic, and civil freedom is a major area of ongoing research. This report does not address that

topic directly. However, it is hoped that the data provided here will assist researchers as they seek to determine the political structure most consistent with political freedom and the sustainability of personal, economic, and civil freedom. In that spirit, we look at the relationship between human freedom and democracy in the final section of this report.⁸

We use the following criteria to select data for the index: the data come from credible external sources and, for the sake of objectivity, are not generated by us; the index is transparent on methodology and sources; and the report covers as large a number of countries over as long a time period as is possible given the data available. As previously noted, we generally measure official restrictions on freedom, although some measures capture social or nonofficial violations of liberty (e.g., violence or conflict measures).

This index fills a gap in the literature by examining overall freedom, including economic and other human freedoms. Existing economic freedom indexes examine only the former, of course. Similarly, other surveys of freedom focus on subsets of freedom that exclude economic freedom. Yet all these freedoms are crucial. In fact, early systemic writings on freedom in the Enlightenment often focused on economic liberalism, or what we would identify with economic freedom, as an intrinsic part of overall freedom. This index thus for the first time develops a broad measure of human freedom rather than select aspects of it. We combine economic freedom measures

from the *Economic Freedom of the World* index with measures of what we call personal freedoms. Our definition of economic freedom is that of James Gwartney, Robert Lawson, and Walter Block: “Individuals have economic freedom when property they acquire without the use of force, fraud, or theft is protected from physical invasions by others and they are free to use, exchange, or give their property as long as their actions do not violate the identical rights of others.”⁹ Economic freedom thus exists when there is voluntary exchange, competition, personal choice, and protection of persons and their property.

One of the biggest challenges in constructing any index is the organization and weighting of the variables. Our guiding principle is that the structure should be simple and transparent. All the data that we use in the index are available and their organization clearly presented. This means that other researchers may restructure the index to their own preferences. We believe the structure and weighting we have chosen (after long discussions with our advisory group), if not perfect for everyone, makes sense and is consistent with the literature on freedom.¹⁰

The economic freedom subindex receives half the weight in the overall index, while safety and security and other personal freedoms that make up the personal freedom subindex receive the remaining weight. We weigh economic and all personal freedoms in our index equally for two reasons. First, economic activities arguably predominate

in the everyday lives of most people as they seek, at a minimum, to survive and to otherwise improve their welfare. Thus, the strong weighting for economic freedom reflects this consideration about how we live our lives. Second, economic freedom decreases the dependence of individuals on government or other potential forces in society that would restrict liberty or attempt to centralize power. As such, economic freedom is not just inherently valuable; it empowers individuals to exercise other freedoms. Thus, the weighting reflects how economic freedom interacts with other freedoms. This point is illustrated by a remark of F. A. Hayek's: "A complete monopoly of employment . . . would possess unlimited powers of coercion. As Leon Trotsky discovered: 'In a country where the sole employer is the state, opposition means death by slow starvation. The old principle, who does not work shall not eat, has been replaced by a new one: who does not obey shall not eat.'"¹¹

That is an extreme case, but it illustrates the broader point that where economic freedom is limited, the government or powerful cliques possess great control over where you work,

Economic freedom is not just inherently valuable; it **empowers individuals** to exercise other freedoms.

how much you are paid, whether you are able to find employment in the formal economy (with many attendant benefits), whether you get a promotion, where you live (and whether you are subsidized), what kind of job you have, whether you are able to adequately feed and clothe your family, and so on. In the absence of economic freedom, the powers-that-be have many tools of coercion to block other freedoms. These tools of coercion fade as people gain the power to make their own economic decisions.

We therefore equally weigh economic freedom because of its central importance in daily life and because it enables other freedoms. This weighting, like any weighting in any index, will not be perfect, but we believe it is a good approximation of how people live their lives and of the relation between economic and other freedoms.

We use 2017 as the latest year in our index because it is the most recent year for which sufficient data are available. For the personal freedom subindex, we use 32 variables covering 141 countries for the year 2008. The index covers an increasing number of countries for subsequent years. For the year 2017, we use 33 variables covering 162 countries. In selecting the countries, we limit ourselves to those that are presented in the *Economic Freedom of the World* report. In selecting time periods, we use 2008 as the earliest year for which we are able to produce a robust enough index (many indexes of civil or other liberties are relatively new for a large number of countries).

In the personal freedom index, we have two equally weighted parts. The first is legal protection and security, made up of Rule of Law and Security and Safety. The other half of the personal freedom index is made up of specific personal freedoms: Movement; Religion; Association, Assembly, and Civil Society; Expression and Information; and Identity and Relationships.

This, too, we believe, provides an advance over other freedom indexes, which fail to account for the interaction between the rule of law and security on the one hand and specific freedoms on the other. Without the rule of law and security, specific freedoms cannot, in a practical sense, be lived out. The rule of law and security are essential to provide reasonable assurance that life is protected. Security and safety are fundamental for survival and for the exercise of a vast array of freedoms. The rule of law, by providing predictable order and reducing arbitrary conduct by the authorities, further facilitates an environment in which freedoms are safeguarded. Without security or the rule of law, liberty is degraded or even meaningless. The most famous expression of this is perhaps found in Locke, who conceptualized the rule of law and security as a unified bundle, just as we do:

The end of law is not to abolish or restrain, but to preserve and enlarge freedom: for in all the states of created beings capable of laws, “where there is no law, there is no freedom;” for liberty is to be free from restraint and violence from others; which

Without security or the rule of law, **liberty is degraded** or even meaningless.

cannot be where there is not law: but freedom is not, as we are told, “a liberty for every man to do what he lists:” (for who could be free, when every other man’s humour might domineer over him?) but a liberty to dispose, and order as he lists, his person, actions, possessions, and his whole property, within the allowance of those laws under which he is, and therein not to be subject to the arbitrary will of another, but freely follow his own.¹²

A security state may increase or appear to increase some aspects of safety, but it would curtail freedoms by empowering the state to violate rights. Thus, legal security and specific personal freedoms are both necessary conditions for high levels of personal freedom. We believe the equal weighting provides a reasonable approximation of this interaction.

The index is derived from a total of 76 distinct indicators (33 from the personal freedom subindex and 43 from the economic freedom subindex) covering 162 countries. (Table 1 outlines the categories and the components in each category of the personal freedom and economic freedom subindexes.) Each indicator is rated on a 0–10 scale, with 10

Table 1

Structure of the Human Freedom Index**Personal Freedom****1. LEGAL PROTECTION AND SECURITY****A. Rule of Law**

- i. Procedural Justice
- ii. Civil Justice
- iii. Criminal Justice

B. Security and Safety

- i. Homicide
- ii. Disappearances, Conflicts, and Terrorism
 - a. Disappearances
 - b. Violent Conflicts
 - c. Organized Conflicts
 - d. Terrorism Fatalities
 - e. Terrorism Injuries
- iii. Women's Security and Safety
 - a. Female Genital Mutilation
 - b. Inheritance Rights

2. SPECIFIC PERSONAL FREEDOMS**A. Movement**

- i. Domestic Movement
- ii. Foreign Movement
- iii. Women's Movement

B. Religion

- i. Establishing and Operating Religious Organizations
- ii. Harassment and Physical Hostilities
- iii. Legal and Regulatory Restrictions

C. Association, Assembly, and Civil Society

- i. Association
- ii. Assembly
- iii. Establishing and Operating Political Parties
- iv. Establishing and Operating Professional Organizations
- v. Establishing and Operating Educational, Sporting, and Cultural Organizations

D. Expression and Information

- i. Press Killed
- ii. Press Jailed
- iii. Laws and Regulations That Influence Media Content
- iv. Political Pressures and Controls On Media Content
- v. Access to Cable/Satellite
- vi. Access to Foreign Newspapers
- vii. State Control over Internet Access

E. Identity and Relationships

- i. Legal Gender
- ii. Same-Sex Relationships
 - a. Male-to-Male Relationships
 - b. Female-to-Female Relationships
- iii. Divorce

Economic Freedom**A. Size of Government**

- i. Government Consumption
- ii. Transfers and Subsidies
- iii. Government Enterprises and Investments
- iv. Top Marginal Tax Rate
 - a. Top Marginal Income Tax Rate
 - b. Top Marginal Income and Payroll Tax Rates
- v. State Ownership of Assets

B. Legal System and Property Rights

- i. Judicial Independence
- ii. Impartial Courts
- iii. Protection of Property Rights
- iv. Military Interference in Rule of Law and Politics
- v. Integrity of the Legal System
- vi. Legal Enforcement of Contracts
- vii. Regulatory Costs of the Sale of Real Property
- viii. Reliability of Police
- ix. Business Costs of Crime

C. Sound Money

- i. Money Growth
- ii. Standard Deviation of Inflation
- iii. Inflation: Most Recent Year
- iv. Freedom to Own Foreign Currency Bank Accounts

D. Freedom to Trade Internationally

- i. Tariffs
 - a. Revenue from Trade Taxes (% of Trade Sector)
 - b. Mean Tariff Rate
 - c. Standard Deviation of Tariff Rates
- ii. Regulatory Trade Barriers
 - a. Nontariff Trade Barriers
 - b. Compliance Costs of Importing and Exporting
- iii. Black-Market Exchange Rates
- iv. Controls of the Movement of Capital and People
 - a. Foreign Ownership/Investment Restrictions
 - b. Capital Controls
 - c. Freedom of Foreigners to Visit

E. Regulation

- i. Credit Market Regulations
 - a. Ownership of Banks
 - b. Private-Sector Credit
 - c. Interest Rate Controls/Negative Real Interest Rates
- ii. Labor Market Regulations
 - a. Hiring Regulations and Minimum Wage
 - b. Hiring and Firing Regulations
 - c. Centralized Collective Bargaining
 - d. Hours Regulations
 - e. Mandated Cost of Worker Dismissal
 - f. Conscription
- iii. Business Regulations
 - a. Administrative Requirements
 - b. Bureaucracy Costs
 - c. Starting a Business
 - d. Extra Payments/Bribes/Favoritism
 - e. Licensing Restrictions
 - f. Cost of Tax Compliance

Table 2

Weighting of the Human Freedom Index

Personal Freedom	50%	Economic Freedom	50%
1. Legal Protection and Security	25%	A. Size of Government	10%
A. Rule of Law	12.5%	B. Legal System and Property Rights	10%
B. Security and Safety	12.5%	C. Sound Money	10%
2. Specific Personal Freedoms	25%	D. Freedom to Trade Internationally	10%
A. Movement	5%	E. Regulation	10%
B. Religion	5%		
C. Association, Assembly, and Civil Society	5%		
D. Expression and Information	5%		
E. Identity and Relationships	5%		

representing the most freedom. We average the main components in each category to produce a rating for each of the categories. To produce a final rating on the personal freedom subindex, we average the Rule of Law and the Security and Safety categories and average that rating with the average of the remaining categories in the subindex. In the economic freedom subindex, we have five equally weighted parts: Size of Government, Legal System and Property Rights, Sound Money, Freedom to Trade Internationally, and Regulation. To produce the *Human Freedom Index*, we average the final country ratings of the economic and personal freedom subindexes. (Table 2 presents the weightings of the subindexes and categories within the index.)

WHAT THE INDEX MEASURES

The HFI measures economic freedoms such as the freedom to trade or to use sound money, and it captures the degree to which people are free to enjoy the major freedoms

often referred to as civil liberties—freedom of speech, religion, association, and assembly—in the countries in the survey. In addition, it includes indicators on rule of law, crime and violence, freedom of movement, and legal discrimination against same-sex relationships. We also include five variables pertaining to women-specific freedoms that are found in various categories of the index.

We would have liked to have included other important indicators, such as those quantifying drug and alcohol prohibition, but we found no reliable data sources that conformed to our methodological principles. What follows is a brief description and justification of the data we use in the personal freedom subindex, as well as a summary of the economic freedom indicators that make up the rest of the *Human Freedom Index*.

RULE OF LAW

The rule of law is an essential condition of freedom that protects the individual from

coercion by others. John Locke’s emphasis on the importance of law in securing and enlarging freedom, cited previously, is an early formulation of that concept. A society ruled “by law, not men” implies that laws apply to everybody, including the authorities; that they be publicly known and understood; and that they limit the arbitrary decisions of rulers. To further increase the scope of individual freedom and reduce potential rule by personal will, Hayek proposed that laws be general and abstract—that is, that they be ignorant of particular cases and “not single out any particular persons or group of persons.”¹³ The stated attributes also provide a social order that allows people to more easily pursue their individual ends. Individual freedom is therefore dependent on the rule of law, a broad concept that encompasses due process, equal treatment under the law, accountability of government officials, and notions of fairness, predictability, and justice.

We use indicators from the World Justice Project’s *Rule of Law Index* that are consistent with our definition of freedom.¹⁴ For the countries not included in the WJP index, we derive the Rule of Law ratings by regressing the WJP measures we constructed with the rule of law measures from the World Bank’s Worldwide Governance Indicators.¹⁵

It should be noted that the *Economic Freedom of the World* index includes nine components in the area of “Legal System and Property Rights” that seek to measure “how effectively the protective functions of government are

performed.” Thus, the rule of law measures included in the personal freedom subindex add to those in the economic freedom subindex.

The first component rates what we have termed procedural justice. It is composed of the average of three indicators measuring “the right to life and security” of a person; “due process of law and rights of the accused”; and “freedom from arbitrary interference with privacy.” The first of those indicators refers to violations by the police or government when conducting an arrest or a search, for example. The second indicator refers to such issues as the extent to which police or the authorities respect the presumption of innocence, arrest people on genuine and formally declared charges, treat suspects humanely in custody, provide the accused full access to evidence, and the like. The third indicator refers to such violations as governments wiretapping private communications without judicial authorization.

The second component rates civil justice on such issues as whether it is free of discrimination, corruption, and improper government influence. It also measures the extent to which alternative dispute resolution mechanisms are accessible, impartial, and effective. The third component measures the criminal justice system on such issues as its impartiality, its level of corruption, and the degree to which improper government influence is present.

By including the Rule of Law category, the index more fully captures the extent to which

people are exposed to abuse by the authorities, and therefore it provides a measure of whether and by how much one is “subject to another man’s will,”¹⁶ to use Hayek’s expression. The indicators we use not only rate the degree to which the rule of law may be undermined; they also measure negative rights. Like safety and security, explained next, the rule of law concept included here significantly expands the scope of freedom by limiting coercion from a diversity of potential sources, including the most powerful entities or individuals in society, thus encouraging other freedoms to flourish.

SECURITY AND SAFETY

The rights to life and to safety from physical aggression have long been recognized as fundamental to liberty. Violence of any kind, except in self-defense or in the administration of justice, reduces personal freedom or, in the case of violence that results in death, eliminates it altogether. In societies with low levels of personal safety and physical security from harm, it is difficult to exercise other freedoms, or even to survive. Like the rule of law, security and safety are thus important in safeguarding overall freedom. (Indeed, the provision of domestic and national security is a service that most classical liberals consider a proper function of government.) Unlike the Rule of Law category, which concerns rules that seek to reduce coercion, the Security and Safety category measures actual crimes committed. It attempts to measure the degree to which people who have not violated the

equal rights of others are physically assaulted, kidnapped, or killed, or their physical integrity or safety is otherwise violated. Because security is necessary to fully exercise the whole array of freedoms, we give this category equal weight to the Rule of Law category, and both together are weighed equally with the rest of the personal freedom index.

Whether perpetrated by ordinary criminals, governments, organized gangs, political groups, or individuals following tradition, crime and physical transgressions reduce personal freedom in any society. The first component measures the homicide rate. Here we ignore optimal-level-of-crime considerations or, as with the Rule of Law category, any account of the use of public resources to provide a public good intended to enhance freedom but that by its nature (taxation) represents a reduction in freedom.¹⁷

The second component measures disappearances, conflicts, and terrorism. It is made up of a number of variables. The first measures politically motivated disappearances. The following two indicators—violent conflicts and internally organized conflicts—measure the extent to which war or armed conflict with internal or external aggressors impinges on personal freedom in observed countries. The violent conflicts variable reflects battle-related deaths per capita. For the level of internally organized conflict, we use a “qualitative assessment of the intensity of conflicts within” each country used by the Institute for Economics and Peace’s Global Peace Index

but derived by the Economist Intelligence Unit (EIU). The next two indicators rate the level of fatalities and injuries that result from terrorism. Those figures, from the University of Maryland's Global Terrorism Database, include deaths and injuries of both perpetrators and victims.

The next component rates women's security. It is made up of two variables. The first measures the prevalence of female genital mutilation among the population of women aged 15–49 years in a given country. The second indicator measures whether either the legal system or religious and traditional laws and practices favor males over widows and daughters in inheritance matters. Favoring males is an infringement on the liberty of widows and of parents and the daughters to whom they might otherwise choose to bequeath their assets; it is a reality that in many countries subordinates women to the power of men, often putting them in economically precarious or physically vulnerable situations.

MOVEMENT

The freedom to travel is a basic human right and essential to a free society. Governments that restrict people's movement greatly limit the scope of overall liberty because those limits severely reduce the ability of people to engage in a wide range of peaceful activities of their choosing. The first two indicators in this category rate the freedom of domestic movement and the freedom to leave the country, respectively. The third component, women's move-

ment, measures the extent to which women can "move freely outside of the house."

RELIGION

Free societies respect the right to practice a religion of one's choosing. The exercise of religion can be both a supremely private matter involving a person's strongest beliefs and a social affair practiced in an organized way among larger groups. Restrictions on that fundamental freedom have been the source of some of the bloodiest and most drawn-out conflicts throughout history, and they continue to animate discord in numerous countries today.

We use three components in this category. The first rates the freedom to establish and operate religious organizations. The next component relates to infringements on religious freedom characterized by harassment and physical hostility. Not only governments, but also individuals, members of opposing religions, and other groups in society might perpetrate those violations. Last, we measure restrictions on religion that are of a legal or regulatory nature.

Governments that restrict
people's movement
**greatly limit the scope
of overall liberty.**

ASSOCIATION, ASSEMBLY, AND CIVIL SOCIETY

The freedom to associate and assemble with peaceful individuals or organizations of one's choice and to form or join organizations for political, commercial, or other ends is an essential part of individual freedom and a basis of civil society. This category is made up of the following components: freedom of association, freedom of assembly, and freedom to establish and operate political parties, professional organizations, and educational, sporting, and cultural organizations. Those last components gauge the extent to which organizations can be established and can freely operate once they are set up.

EXPRESSION AND INFORMATION

This category measures a broad range of freedom, including that affecting personal expression, the press, and use of the internet.

Press killed refers to murders of journalists “in retribution for, or to prevent, news coverage or commentary” and journalists killed on dangerous assignments as documented by the Committee to Protect Journalists. Press jailed refers to the number of journalists imprisoned, as documented by the same source. The indicator laws and regulations that influence media content is an assessment by Freedom House of the legal environment that governments can use to “restrict the media's ability to operate.” The next measure is a Freedom House assessment of the political environment's influence on the media—namely, polit-

The freedom to associate and assemble is an **essential part of individual freedom** and a basis of civil society.

ical pressure over news and editorial content. It also evaluates “the vibrancy of the media and the diversity of news available within each country” and indicators of violence against journalists. There is some overlap of coverage among those components.

The next two indicators are freedom of access to cable/satellite, which often includes foreign television, and access to foreign newspapers. We believe that access to foreign media sources can vastly increase the level of freedom in a country not only by providing individuals with much more information than is locally available but also by increasing media competition and strengthening the role the media often play as a watchdog and exponent of transparency in government. The last component in this category gauges state control over internet access; it is an increasingly important measure of freedom of expression as use of the internet spreads and government efforts to control it become more sophisticated and frequent.

IDENTITY AND RELATIONSHIPS

We measure what we broadly categorize as freedoms to establish one's own identity and

to have intimate and familial relationships with others.

One of the most personal decisions individuals can make regards their sexual and gender identity. Legal gender measures the degree to which people are free to legally change their sex and gender. The next component rates the freedom of individuals to establish same-sex relationships. It is composed of two variables from the International Lesbian and Gay Association: a male-to-male relationship indicator that gauges the extent to which sexual relationships between men are legal and a female-to-female indicator that gauges the same for relationships between women. The last component measures “whether women and men have the same legal rights to initiate divorce and have the same requirements for divorce or annulment.”

ECONOMIC FREEDOM MEASURES

The 43 indicators that make up the economic freedom subindex fall into five broad categories. A complete description of the economic freedom structure and index methodology can be found in the Fraser Institute’s *Economic Freedom of the World* annual reports. The first category is size of government. It measures taxation, government spending, and government investment in and control of enterprises. An increase in those indicators reduces economic freedom because it crowds out individual choice. The second category regards the

legal system and property rights; it gauges the level of protection of people and their property rights through indicators of the impartiality of courts, judicial independence, and the enforcement of contracts, among others.

Sound money constitutes the third category. To the extent that a country’s money is not a reliable store of value, it undermines exchange, hinders economic planning, distorts prices, and, through inflation, serves as a tax. The inflation rate and its volatility are among the indicators measured here. The fourth category is freedom to trade internationally and measures tariff rates, nontariff trade barriers, and controls on capital movement, among other indicators. The fifth category regards the regulation of business, labor, and credit. To the extent that government restricts competition in business, voluntary arrangements among employers and employees, and freedom of exchange in credit markets, economic freedom is reduced. Areas measured include interest rate controls, hiring and firing regulations, and licensing restrictions, among others.

FINDINGS

Table 3 presents the ratings and rankings of countries on the overall *Human Freedom Index* for 2017. It also presents the ratings of the countries on the personal and economic freedom subindexes.

Table 3

Human Freedom Index and Subindexes, 2017

Country/ Territory	Personal Freedom	PF Rank	Economic Freedom	EF Rank	Human Freedom	HF Rank
Albania	8.01	46	7.67	30	7.84	38
Algeria	5.20	146	4.77	159	4.99	155
Angola	5.98	121	4.83	158	5.40	151
Argentina	8.04	41	5.67	147	6.86	77
Armenia	7.15	72	7.70	27	7.42	54
Australia	9.16	12	8.07	9	8.62	5
Austria	9.25	8	7.71	26	8.48	13
Azerbaijan	6.10	119	6.34	116	6.22	121
Bahamas	7.87	48	7.25	58	7.56	48
Bahrain	5.91	126	7.35	50	6.63	95
Bangladesh	5.37	142	6.18	123	5.77	138
Barbados	7.59	57	6.45	112	7.02	66
Belarus	6.66	91	6.64	99	6.65	92
Belgium	9.07	14	7.51	40	8.29	23
Belize	7.12	74	6.78	85	6.95	68
Benin	7.47	62	6.08	129	6.77	85
Bhutan	6.29	111	6.77	87	6.53	105
Bolivia	7.07	75	6.14	126	6.61	97
Bosnia and Herzegovina	8.04	42	6.69	92	7.37	55
Botswana	6.97	81	7.37	49	7.17	60
Brazil	6.74	88	6.23	120	6.48	109
Brunei Darussalam	4.76	154	6.62	100	5.69	140
Bulgaria	8.04	44	7.54	37	7.79	39
Burkina Faso	7.39	63	6.07	130	6.73	90
Burundi	4.95	150	6.17	124	5.56	145
Cambodia	6.82	86	7.44	43	7.13	63
Cameroon	5.43	141	5.84	140	5.64	143
Canada	9.22	11	8.08	8	8.65	4
Cape Verde	7.74	50	7.16	63	7.45	52
Central African Rep.	5.59	137	5.23	151	5.41	150
Chad	5.49	139	5.42	150	5.46	147
Chile	8.41	36	7.89	13	8.15	28
China	5.92	124	6.42	113	6.17	126
Colombia	7.18	69	6.68	94	6.93	71
Congo, Dem. Rep.	5.73	133	5.00	157	5.36	152
Congo, Rep. of	6.52	100	5.08	154	5.80	137
Costa Rica	7.99	47	7.41	46	7.70	43
Côte d'Ivoire	7.20	67	5.97	134	6.59	101
Croatia	8.45	34	7.26	56	7.86	37
Cyprus	8.18	39	7.68	28	7.93	36
Czech Rep.	8.92	18	7.75	22	8.34	21
Denmark	9.24	9	7.89	13	8.56	6
Dominican Rep.	6.98	77	6.92	77	6.95	68

Country/ Territory	Personal Freedom	PF Rank	Economic Freedom	EF Rank	Human Freedom	HF Rank
Ecuador	7.36	64	6.28	118	6.82	82
Egypt	3.95	159	5.05	155	4.50	157
El Salvador	6.62	93	7.16	63	6.89	75
Estonia	9.02	15	7.89	13	8.46	15
Eswatini	6.29	110	6.52	107	6.40	111
Ethiopia	4.77	153	5.72	143	5.25	153
Fiji	7.61	56	6.74	90	7.17	60
Finland	9.27	4	7.80	21	8.53	8
France	8.69	29	7.35	50	8.02	33
Gabon	6.10	120	5.88	138	5.99	132
Gambia, The	4.64	155	7.23	60	5.94	135
Georgia	7.53	59	7.94	12	7.74	41
Germany	9.25	7	7.82	20	8.53	8
Ghana	7.30	65	6.58	103	6.94	70
Greece	8.07	40	6.59	102	7.33	57
Guatemala	6.56	95	7.57	34	7.07	65
Guinea	5.37	143	5.86	139	5.61	144
Guinea-Bissau	6.90	83	5.23	151	6.07	130
Guyana	7.16	70	6.32	117	6.74	88
Haiti	6.93	82	6.49	110	6.71	91
Honduras	6.47	102	7.16	63	6.81	84
Hong Kong	8.70	27	8.91	1	8.81	3
Hungary	8.04	43	7.27	54	7.65	45
Iceland	9.08	13	7.74	23	8.41	18
India	6.37	108	6.91	79	6.64	94
Indonesia	6.38	105	7.27	54	6.83	81
Iran	4.48	156	5.72	143	5.10	154
Iraq	3.47	160	5.21	153	4.34	158
Ireland	8.90	19	8.13	6	8.52	10
Israel	7.70	53	7.53	38	7.61	46
Italy	8.67	31	7.41	46	8.04	32
Jamaica	7.23	66	7.17	61	7.20	59
Japan	8.70	28	7.86	17	8.28	25
Jordan	6.23	115	7.44	43	6.84	80
Kazakhstan	6.69	90	7.10	68	6.90	73
Kenya	6.65	92	7.05	70	6.85	79
Korea, South	8.81	22	7.59	33	8.20	27
Kuwait	5.97	123	6.41	114	6.19	124
Kyrgyz Republic	7.05	76	6.92	77	6.98	67
Laos	5.74	132	6.67	95	6.20	123
Latvia	8.85	21	7.73	24	8.29	23
Lebanon	6.52	99	6.97	75	6.74	88
Lesotho	6.57	94	6.50	109	6.54	104
Liberia	6.13	118	6.56	105	6.35	113
Libya	4.83	151	4.45	161	4.64	156
Lithuania	8.76	25	7.88	16	8.32	22

Country/ Territory	Personal Freedom	PF Rank	Economic Freedom	EF Rank	Human Freedom	HF Rank
Luxembourg	9.26	5	7.86	17	8.56	6
Madagascar	6.51	101	6.14	126	6.32	115
Malawi	7.13	73	6.06	131	6.60	99
Malaysia	5.70	134	7.34	52	6.52	106
Mali	6.15	116	5.91	136	6.03	131
Malta	8.77	24	7.97	11	8.37	20
Mauritania	4.83	152	6.11	128	5.47	146
Mauritius	6.98	78	8.07	9	7.52	50
Mexico	6.38	106	6.93	76	6.65	92
Moldova	7.20	68	6.66	97	6.93	71
Mongolia	7.79	49	7.43	45	7.61	46
Montenegro	8.03	45	6.84	83	7.43	53
Morocco	5.68	135	6.69	92	6.18	125
Mozambique	6.89	84	5.60	149	6.24	120
Myanmar	5.26	144	5.63	148	5.44	148
Namibia	6.97	80	6.53	106	6.75	87
Nepal	6.53	98	6.49	110	6.51	107
Netherlands	9.28	2	7.72	25	8.50	11
New Zealand	9.27	3	8.50	3	8.88	1
Nicaragua	6.72	89	7.01	74	6.86	77
Niger	5.92	125	5.83	142	5.87	136
Nigeria	5.90	128	6.86	81	6.38	112
North Macedonia	7.66	54	7.02	73	7.34	56
Norway	9.26	6	7.62	32	8.44	17
Oman	5.20	147	6.76	89	5.98	134
Pakistan	5.47	140	5.91	136	5.69	140
Panama	7.72	51	7.66	31	7.69	44
Papua New Guinea	6.84	85	6.36	115	6.60	99
Paraguay	6.78	87	7.03	72	6.90	73
Peru	7.61	55	7.49	42	7.55	49
Philippines	6.44	103	7.32	53	6.88	76
Poland	8.32	37	7.24	59	7.78	40
Portugal	9.02	16	7.52	39	8.27	26
Qatar	5.24	145	7.07	69	6.15	127
Romania	8.54	32	7.68	28	8.11	30
Russia	5.90	127	6.78	85	6.34	114
Rwanda	6.38	107	7.26	56	6.82	82
Saudi Arabia	4.32	157	6.52	107	5.42	149
Senegal	6.97	79	6.17	124	6.57	102
Serbia	7.71	52	6.89	80	7.30	58
Seychelles	7.16	71	7.16	63	7.16	62
Sierra Leone	6.27	112	5.71	145	5.99	132
Singapore	7.50	61	8.71	2	8.11	30
Slovak Rep.	8.54	33	7.51	40	8.02	33
Slovenia	8.78	23	7.15	67	7.97	35
South Africa	7.55	58	6.61	101	7.08	64

Country/ Territory	Personal Freedom	PF Rank	Economic Freedom	EF Rank	Human Freedom	HF Rank
Spain	8.69	30	7.55	36	8.12	29
Sri Lanka	6.25	114	6.57	104	6.41	110
Sudan	3.97	158	4.67	160	4.32	159
Suriname	8.30	38	6.65	98	7.48	51
Sweden	9.45	1	7.56	35	8.50	11
Switzerland	9.24	10	8.40	4	8.82	2
Syria	2.53	162	5.05	155	3.79	162
Taiwan	8.94	17	7.85	19	8.40	19
Tajikistan	5.49	138	6.05	132	5.77	138
Tanzania	5.75	130	6.77	87	6.26	118
Thailand	6.25	113	6.86	81	6.55	103
Timor-Leste	7.52	60	5.99	133	6.76	86
Togo	6.41	104	6.21	121	6.31	116
Trinidad and Tobago	6.54	97	6.70	91	6.62	96
Tunisia	5.97	122	6.20	122	6.08	129
Turkey	5.74	131	6.67	95	6.21	122
Uganda	5.82	129	7.39	48	6.61	97
Ukraine	6.56	96	5.96	135	6.26	118
United Arab Emirates	5.09	148	7.17	61	6.13	128
United Kingdom	8.85	20	8.09	7	8.47	14
United States	8.72	26	8.19	5	8.46	15
Uruguay	8.42	35	7.05	70	7.74	41
Venezuela	5.03	149	2.58	162	3.80	161
Vietnam	6.31	109	6.27	119	6.29	117
Yemen, Rep.	2.75	161	5.84	140	4.30	160
Zambia	6.13	117	6.84	83	6.49	108
Zimbabwe	5.61	136	5.69	146	5.65	142

The top five jurisdictions in the *Human Freedom Index* for 2017 are New Zealand, Switzerland, Hong Kong, Canada, and Australia. The bottom five are, in descending order, Iraq, Sudan, Republic of Yemen, Venezuela, and Syria. (See Figure 1.) Other selected countries rank as follows: Germany (8), Sweden (11), United Kingdom (14), United States (15), South Korea (27), Chile (28), France (33), South Africa (64), Ghana (70), Indonesia (81), Mexico (92), India (94), Malaysia (106), Nigeria (112), Russia (114), Turkey (122),

China (126), Pakistan (140), Saudi Arabia (149), Iran (154), and Egypt (157).

The average human freedom rating for 162 countries in 2017 was 6.89 on a scale of 0 to 10, where 10 represents more freedom. The level of freedom decreased slightly (-0.01) in 2017 compared with 2016, with 70 countries increasing their ratings and 88 decreasing. A comparison of only the 141 jurisdictions for which data are available from 2008 to 2017 (the HFI surveys 21 more countries in

Figure 1

Top Five and Bottom Five Countries on the Human Freedom Index

TOP COUNTRIES

1.	New Zealand	8.88
2.	Switzerland	8.82
3.	Hong Kong	8.81
4.	Canada	8.65
5.	Australia	8.62

BOTTOM COUNTRIES

158.	Iraq	4.34
159.	Sudan	4.32
160.	Yemen, Rep.	4.30
161.	Venezuela	3.80
162.	Syria	3.79

2017 than in 2008) shows that the average human freedom rating decreased by 0.07, with personal freedom falling from 7.39 to 7.16 and economic freedom increasing from 6.76 to 6.86 (see Figure 2). Some 61 countries increased their overall freedom ratings from 2008 to 2017, while 79 countries decreased their freedom ratings. Sixteen percent of the world’s population lives in the top quartile of

Figure 2

Change in Freedom Score, 2008–2017



Sources: Authors’ calculations; James Gwartney et al., *Economic Freedom of the World: 2019 Annual Report* (Vancouver: Fraser Institute, 2019).

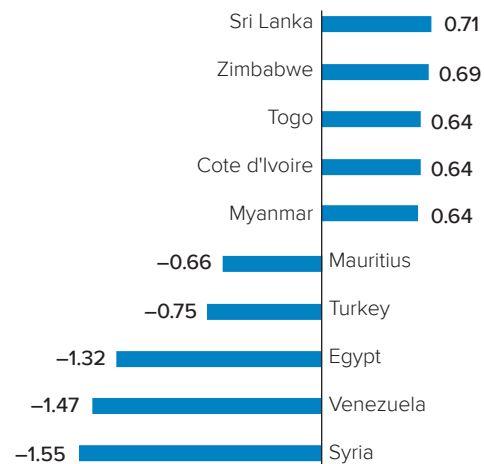
nations in the index, while 35 percent of the world’s population lives in the bottom quartile of countries that have the lowest levels of freedom.

The countries that improved their level of human freedom most from 2016 to 2017 are Belarus (0.49), Timor-Leste (0.35), Chad (0.34), Gabon (0.31), and Suriname (0.30). The largest deteriorations in freedom occurred in Angola (−0.48), Seychelles (−0.38), Venezuela (−0.32), Brunei Darussalam (−0.30), and Israel (−0.25).

Since 2008, the countries that improved their level of human freedom most are Sri Lanka, Zimbabwe, Togo, Côte d’Ivoire, and Myanmar. The largest deteriorations in freedom occurred in Mauritius, Turkey, Egypt, Venezuela, and Syria (see Figure 3).

Figure 3

Countries with Most Improved and Deteriorated Freedom Scores, 2008–2017



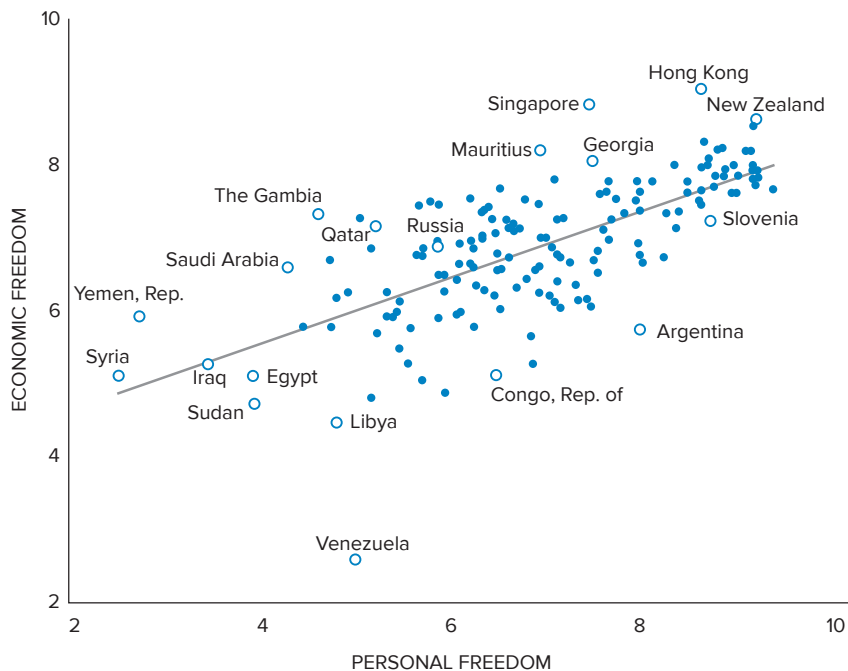
Other countries saw notable deteriorations during this time. The rating for the United Arab Emirates fell from 6.56 in 2008 to 6.13 in 2017; Brazil’s rating decreased from 7.05 to 6.48; Greece’s score dropped from 7.77 to 7.33; and Hungary’s rating fell from 8.11 to 7.65.

The correlation between the personal and economic freedom ratings was 0.70 for 2017 (see Figure 4). Some countries ranked consistently high in the human freedom subindexes, including Switzerland and New Zealand, which ranked in the top 10 in both personal and economic freedom. By contrast,

some countries that ranked high on personal freedom rank significantly lower in economic freedom. For example, Sweden ranked 1st in personal freedom but 35th in economic freedom; Slovenia ranked 23rd in personal freedom but 67th in economic freedom; and Argentina ranked in 41st place in personal freedom but 147th in economic freedom. Similarly, some countries that ranked high on economic freedom found themselves significantly lower in personal freedom. For example, Singapore ranked in 2nd place in economic freedom while ranking 61st in personal freedom; Bahrain ranked 50th in economic

Figure 4

Personal Freedom and Economic Freedom, 2017



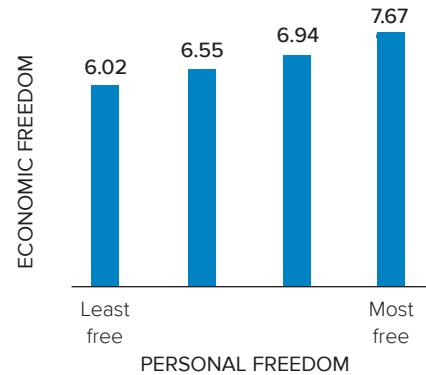
Sources: Authors’ calculations; James Gwartney et al., *Economic Freedom of the World: 2019 Annual Report* (Vancouver: Fraser Institute, 2019).

freedom but 126th in personal freedom; and Malaysia ranked 52nd in economic freedom but 134th in personal freedom.

Figure 5 shows that nations in the top quartile of personal freedom saw a high economic freedom score of 7.67, compared with an economic freedom score of 6.02 for bottom-quartile nations.

Of the 12 major categories that make up the index, all except 5 saw some deterioration since 2008 (comparing the same 141 countries for which we have data for both 2008 and 2017). Religion, Identity and Relationships, and Rule of Law saw the largest decreases in freedom since 2008, while Sound Money saw the largest improvement (see Figure 6).

Figure 5
Personal Freedom and Economic Freedom, 2017



Sources: Authors' calculations; James Gwartney et al., *Economic Freedom of the World: 2019 Annual Report* (Vancouver: Fraser Institute, 2019).

Figure 6
Human Freedom Score by Category (2017) and Changes (2008–2017)

	FREEDOM SCORE	CHANGE
Rule of Law	5.11	-0.29
Security & Safety	8.16	0.03
Movement	7.81	-0.03
Religion	7.48	-0.53
Assoc., Assembly, & Civil Society	7.11	0.0
Expression & Information	7.75	-0.09
Identity & Relationships	6.49	-0.49
Size of Government	6.45	-0.02
Legal System & Property Rights	5.22	-0.10
Sound Money	8.28	0.51
Freedom to Trade Int.	7.02	0.10
Regulation	7.02	0.12

Sources: Authors' calculations; James Gwartney et al., *Economic Freedom of the World: 2019 Annual Report* (Vancouver: Fraser Institute, 2019).
Note: The changes in the categories' scores over time are based on a comparison of the same 141 countries for which we have data in 2008 and 2017. We have omitted the Legal Gender indicator from the calculations used in this figure because it is the only indicator in the HFI that appears in only three years (2015, 2016, and 2017).

Regional levels of freedom vary widely. The average ratings on the *Human Freedom Index* by region were highest for North America (Canada and the United States), Western Europe, and East Asia; they were lowest for South Asia, sub-Saharan Africa, and the Middle East and North Africa. The largest improvement in freedom since 2016 occurred in the Caucasus and Central Asia (0.05), while the largest deterioration occurred in Oceania (-0.06). In comparing the same 141 countries for which we have data in 2008 and in 2017, we find that the largest improvement in freedom since 2008 occurred in East Asia (0.14) and sub-Saharan Africa (0.06), while the largest deteriorations in freedom occurred in Oceania (-0.21) and the Middle East and North Africa (-0.42), the least-free region (see Figure 7). The regions that had greater overall levels of freedom also tended to exhibit higher ratings in personal freedom relative to

economic freedom than did the less free. That is consistent with the findings in Figure 5, that the countries with high levels of personal freedom also have high levels of economic freedom.

The personal freedom subindex includes five indicators that relate to women-specific freedoms: female genital mutilation, equal inheritance rights, women's freedom of movement, female-to-female relationships, and divorce. Although they surely fall short of capturing a complete measure of women's freedoms, the indicators cover a large range of important information and are likely correlated with other women-specific indicators of liberty not represented in cross-country data. Here we have averaged the five components to get average ratings by region of women-specific personal freedom. Following that calculation, Figure 8 shows high levels of women-specific

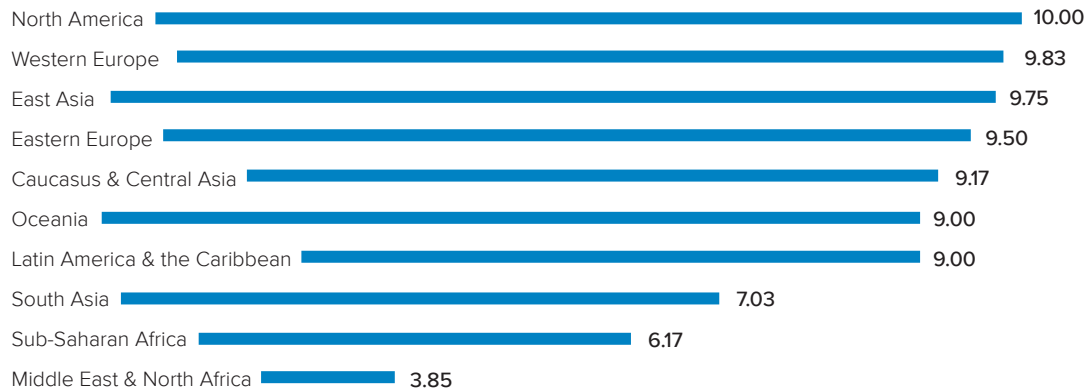
Figure 7

Human Freedom Score by Region (2017) and Changes (2008–2017)

	FREEDOM SCORE	CHANGE
North America	8.55	0.01
Western Europe	8.41	-0.01
East Asia	7.91	0.14
Oceania	7.82	-0.21
Eastern Europe	7.60	-0.08
Latin America & the Caribbean	6.95	-0.08
Caucasus & Central Asia	6.84	-0.05
South Asia	6.47	0.05
Sub-Saharan Africa	6.23	0.06
Middle East & North Africa	5.67	-0.42

Note: Countries that make up each region are listed in the section on regions in this report. The changes in the regions' scores over time are based on a comparison of the same 141 countries for which we have data in 2008 and 2017.

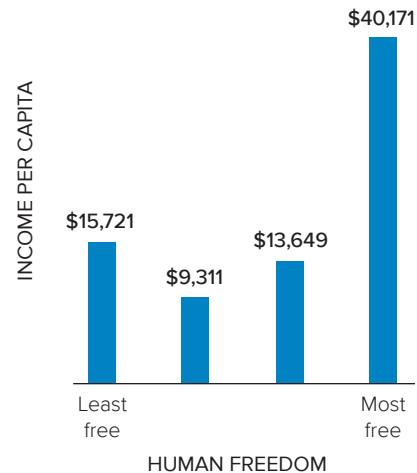
Figure 8

Average Women-Specific Personal Freedom Score by Region, 2017

freedom in most regions of the world, with lesser freedom in South Asia (7.03), sub-Saharan Africa (6.17), and the Middle East and North Africa (3.85). Five regions have seen a decline since 2016: Oceania (−0.50), Eastern Europe (−0.11), Latin America and the Caribbean (−0.09), Western Europe (−0.08), and sub-Saharan Africa (−0.07). In comparison, the largest deteriorations in women-specific freedom since 2008 (based on the same 141 countries for which we have data in both 2008 and 2017) occurred in Latin America and the Caribbean (−0.66), Oceania (−0.98), and the Middle East and North Africa (−1.68), the least free region.

Does human freedom matter for development? There is a strong relationship between the level of freedom and income. Figure 9 shows that countries in the freest quartile enjoy significantly greater average per capita income (\$40,171) than those in the other quartiles. On average, the freest countries

Figure 9

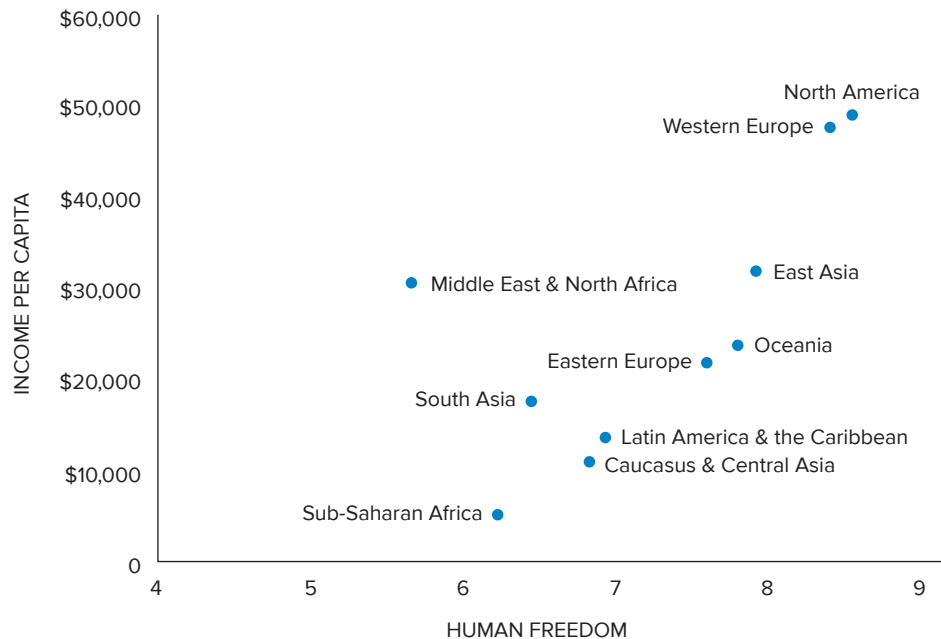
Income by Freedom Quartiles, 2017

Sources: Authors' calculations; World Bank, World Development Indicators.

Note: Gross domestic product (GDP) per capita, purchasing power parity (constant 2011 US\$). Countries with no GDP per capita data were omitted from the calculations.

in the world have a much higher per capita income than those that are less free. Figure 10 shows this relationship by region. The data, of course, do not establish a means of causa-

Figure 10

Human Freedom and Income by Region, 2017

Sources: Authors' calculations; World Bank, World Development Indicators.

Note: Gross domestic product (GDP) per capita, purchasing power parity (constant 2011 US\$). Countries with no GDP per capita data were omitted from the calculations.

tion or even the direction of causation and provide only a snapshot in time. But the data suggest the need to explore the links between freedom and development further and to test the contribution of freedom to prosperity and other indicators of human well-being, as has been done in the case of policies and institutions supportive of economic freedom.

What is the relationship between freedom and democracy? We use our index and the *Democracy Index* developed by the Economist Intelligence Unit (EIU) to see how political freedom and human freedom relate. The EIU constructs an index that produces a “wide”

measure of democracy rather than a more limited measure of the existence of free and fair elections. The EIU’s *Democracy Index* covers five areas, of which we use the following four: electoral process and pluralism, functioning of government, political participation, and political culture. That index also measures civil liberties, but we set those elements aside because that area is included in our freedom index.

There is a strong correlation of 0.82 between freedom and democracy (see Figure 11). The findings are not surprising, but they offer rich opportunities to empirically examine a com-

There is a **strong correlation** between freedom and democracy.

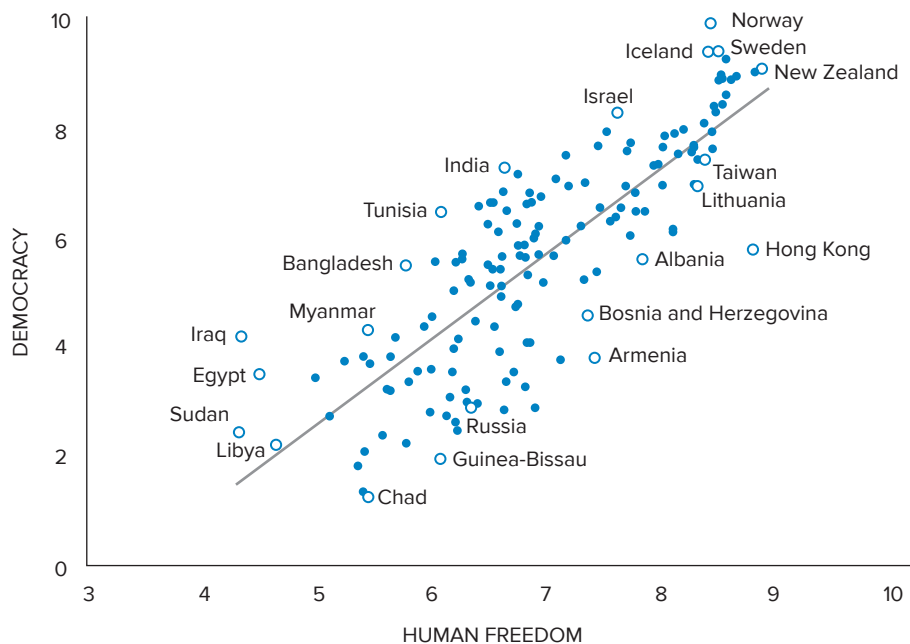
plex relationship in which the direction of causation or support between the two variables, if any, may strengthen or weaken over time and may be influenced by numerous other factors, including the level of development.

Given the relationship between freedom and democracy, Hong Kong's high ranking in our index may be somewhat unexpected. The

territory, first administered by the United Kingdom as a colony and since 1997 ruled by mainland China under its “one country, two systems” model, has never experienced democracy. Hong Kong's maintenance of a high degree of freedom for a long period of time indeed makes it an outlier in our survey. The pro-democracy protests that erupted in Hong Kong in 2014 and that reemerged with greater force in 2019 may in part be a late manifestation of a pattern we have seen in other nondemocracies that liberalized their economies and subsequently liberalized their political systems as wealth and demands for political freedoms rose. Even so, Hong Kong

Figure 11

Human Freedom and Democracy, 2017



Sources: Authors' calculations; Economist Intelligence Unit, *Democracy Index 2017*.

is unique in that it long enjoyed high levels not only of economic freedom but also of personal freedom and income without transitioning to democracy. The territory's close adherence to the policies and institutions it inherited from the British, including the rule of law, may explain the stability its system has until recently displayed. Clearly, the pro-democracy protests represent a political agenda not acceptable to Beijing and are a reaction to interference and perceived interference by mainland China in Hong Kong's policies and institutions, including infringements on freedom of the press and the independence of the legal system. Hong Kong has declined in its HFI ratings and ranking since 2008 and, as the political future of Hong Kong plays out, we would not be surprised to see further declines.

CONCLUSION: TOWARD A BETTER APPRECIATION OF FREEDOM

The *Human Freedom Index* provides a comprehensive measure of freedom for a large number of countries around the world. Devising an index of this kind is a complex task, both conceptually and methodologically, because the literature does not provide clear guidance, much less consensus, as to the relative importance of the many different elements that make up freedom or as to proper ways of measuring them. Reasonable people can disagree about the difficult but considered decisions we have made in terms of the structure and relative importance of the measures we

have chosen. We invite them to use the data presented here to propose alternative weighting or structural approaches that seem more sensible to them. Because of the challenges in putting together a broad measure of human freedom, this work in progress is certainly not the last word on the extent of freedom in countries around the world. But we do think this index is quite reasonable and hope it will be useful in exploring and demonstrating the value of individual liberty and the ways in which it correlates with other aspects of various societies.

Even if this study confirms some of what we expected to observe, it is worth echoing Milton Friedman when he referred to the creation of the economic freedom index: "What we have done is to acquire a set of data that can be used to explore just how the relation works, and what are the essential connections, and that will enable skeptics to test their views objectively."¹⁸

Indeed, the *Economic Freedom of the World* index has served just that purpose and more, producing an abundant literature on the link between economic freedom and phenomena as diverse as foreign aid, armed conflict, and happiness. The *Human Freedom Index* has the potential to do as much and looks increasingly important at a time when the world's leading market democracies struggle with economic problems and when hybrid forms of authoritarianism are being sold as viable alternatives to liberalism. Over time, this index could not only track specific gains and losses of free-

dom, it could also help to identify and explain what links may exist among the assortment of freedoms and other variables. What are the relationships among personal freedom, economic freedom, and democracy at different levels of development? Are some types of freedom, economic or personal, more conducive to the spread and sustenance of other freedoms? What is the relationship

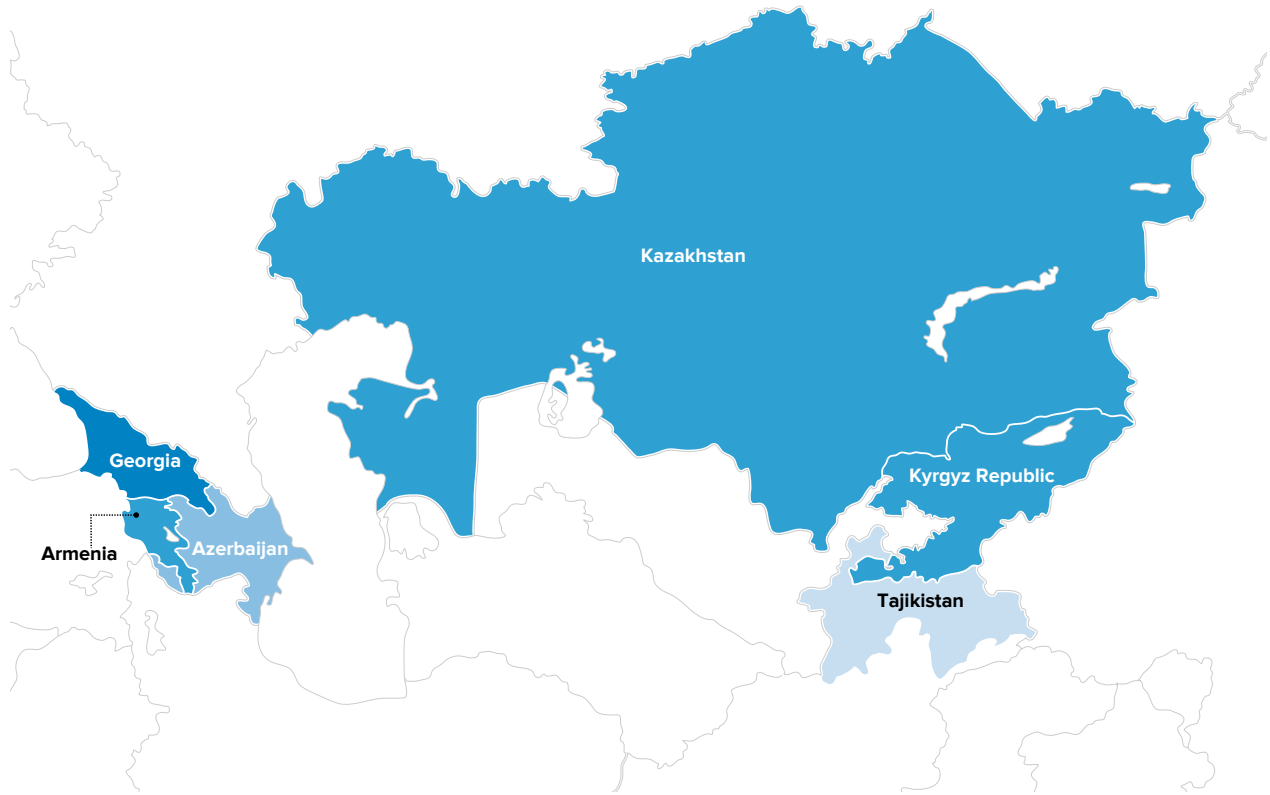
between various measures of human well-being (including income) and changes in personal freedom? Under what conditions are increases or decreases in freedom likely to come about? Delving into those and innumerable other questions that the data may help us answer will surely lead to a better understanding of the role of freedom in human progress.

COUNTRIES BY REGION

CAUCASUS & CENTRAL ASIA

FREEDOM SCORE BY REGIONAL RANKING

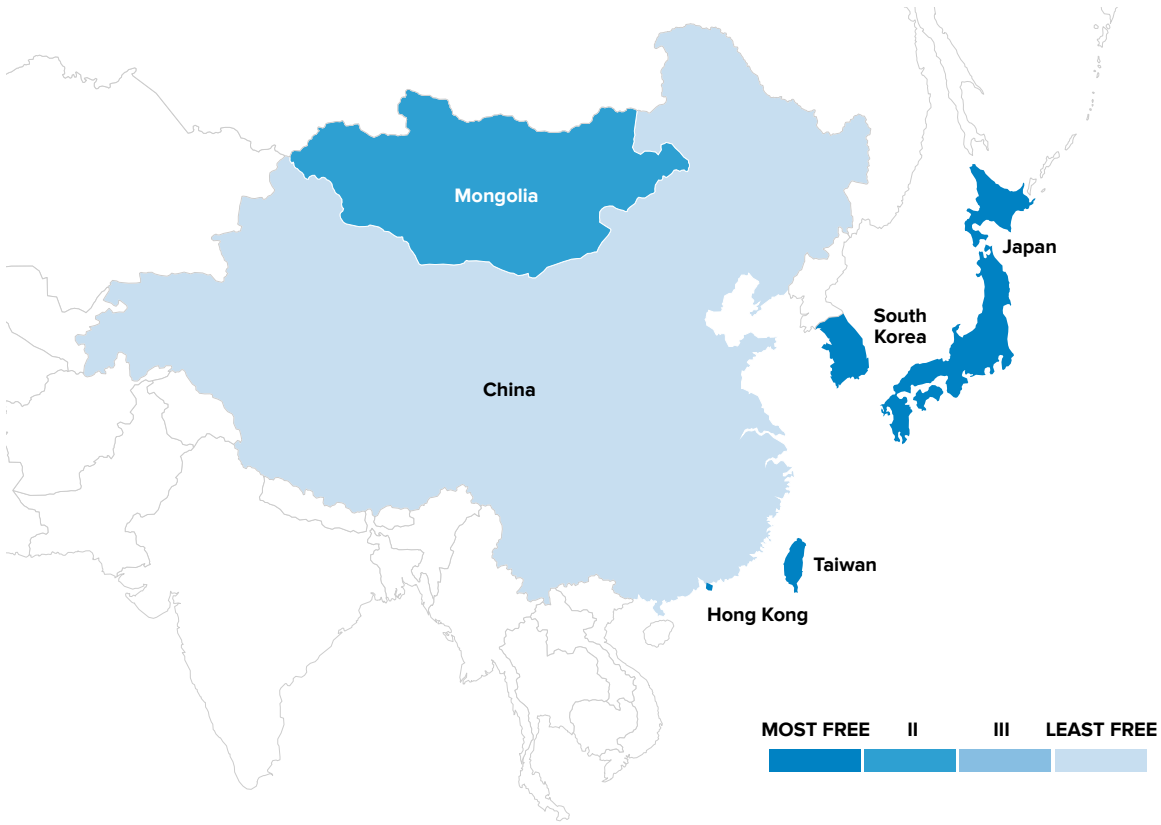
Personal Freedom	Economic Freedom	Freedom Rank	
7.53	7.94	41	1. Georgia 7.74
7.15	7.70	54	2. Armenia 7.42
7.05	6.92	67	3. Kyrgyz Republic 6.98
6.69	7.10	73	4. Kazakhstan 6.90
6.10	6.34	121	5. Azerbaijan 6.22
5.49	6.05	138	6. Tajikistan 5.77



EAST ASIA


FREEDOM SCORE BY REGIONAL RANKING

Personal Freedom	Economic Freedom	Freedom Rank	
8.70	8.91	3	1. Hong Kong 8.81
8.94	7.85	19	2. Taiwan 8.40
8.70	7.86	25	3. Japan 8.28
8.81	7.59	27	4. Korea, South 8.20
7.79	7.43	46	5. Mongolia 7.61
5.92	6.42	126	6. China 6.17



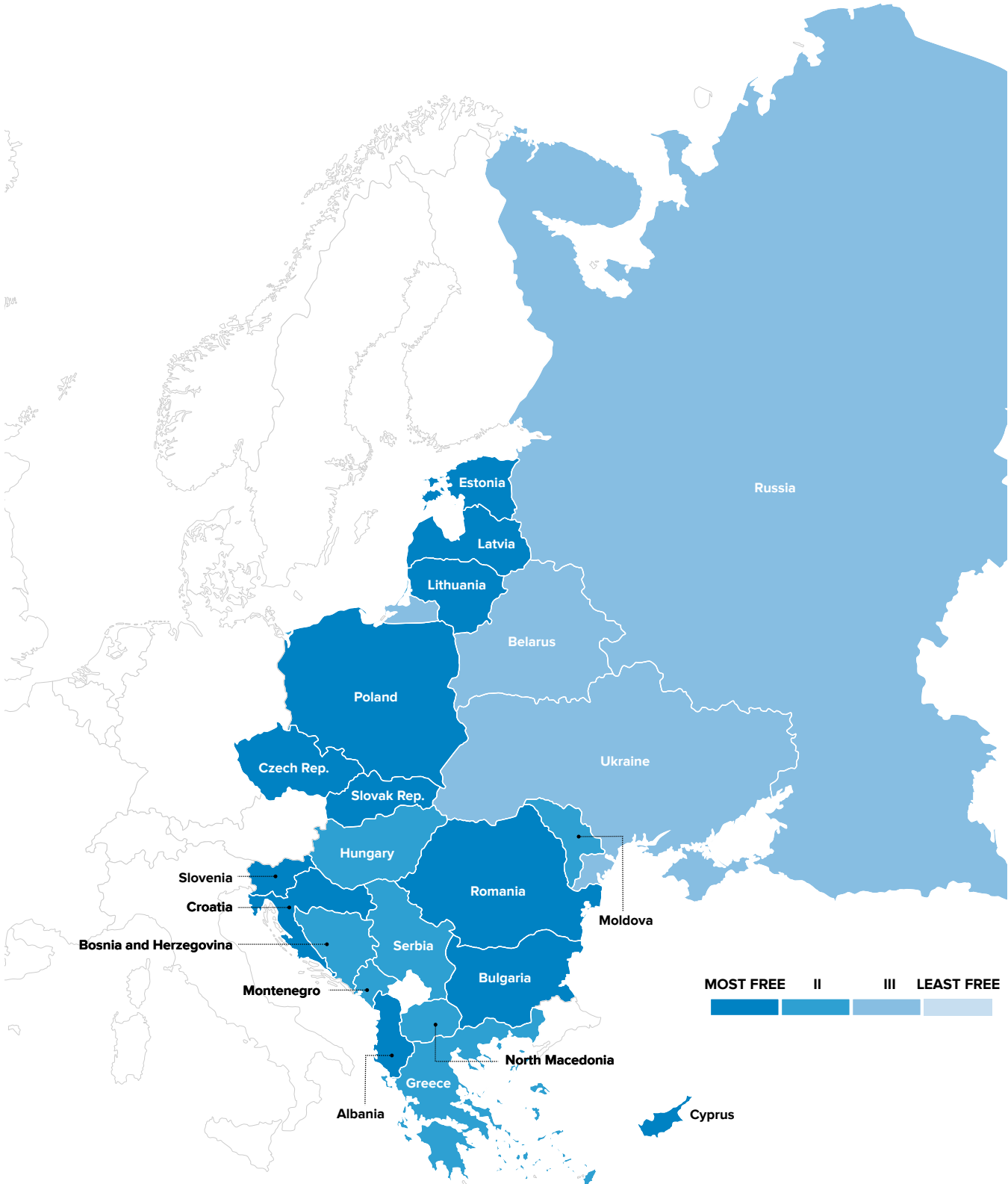
EASTERN EUROPE

FREEDOM SCORE BY REGIONAL RANKING




EASTERN EUROPE

FREEDOM SCORE BY REGIONAL RANKING



LATIN AMERICA & THE CARIBBEAN

FREEDOM SCORE BY REGIONAL RANKING



LATIN AMERICA & THE CARIBBEAN

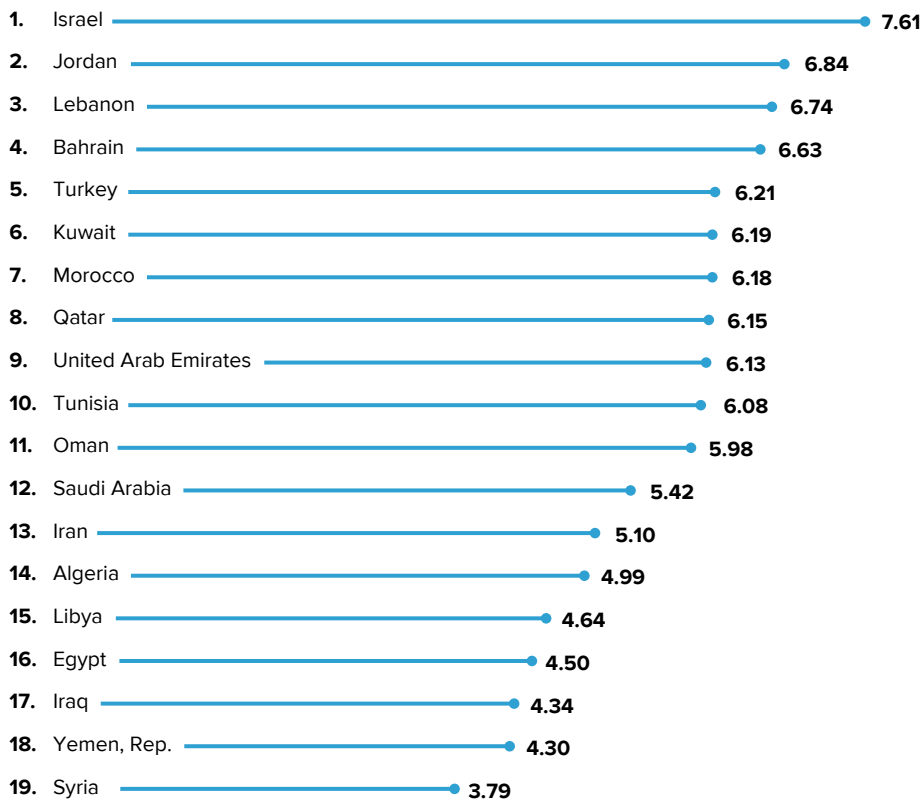
FREEDOM SCORE BY REGIONAL RANKING



MIDDLE EAST & NORTH AFRICA

FREEDOM SCORE BY REGIONAL RANKING

Personal Freedom	Economic Freedom	Freedom Rank
7.70	7.53	46
6.23	7.44	80
6.52	6.97	88
5.91	7.35	95
5.74	6.67	122
5.97	6.41	124
5.68	6.69	125
5.24	7.07	127
5.09	7.17	128
5.97	6.20	129
5.20	6.76	134
4.32	6.52	149
4.48	5.72	154
5.20	4.77	155
4.83	4.45	156
3.95	5.05	157
3.47	5.21	158
2.75	5.84	160
2.53	5.05	162



NORTH AMERICA

FREEDOM SCORE BY REGIONAL RANKING

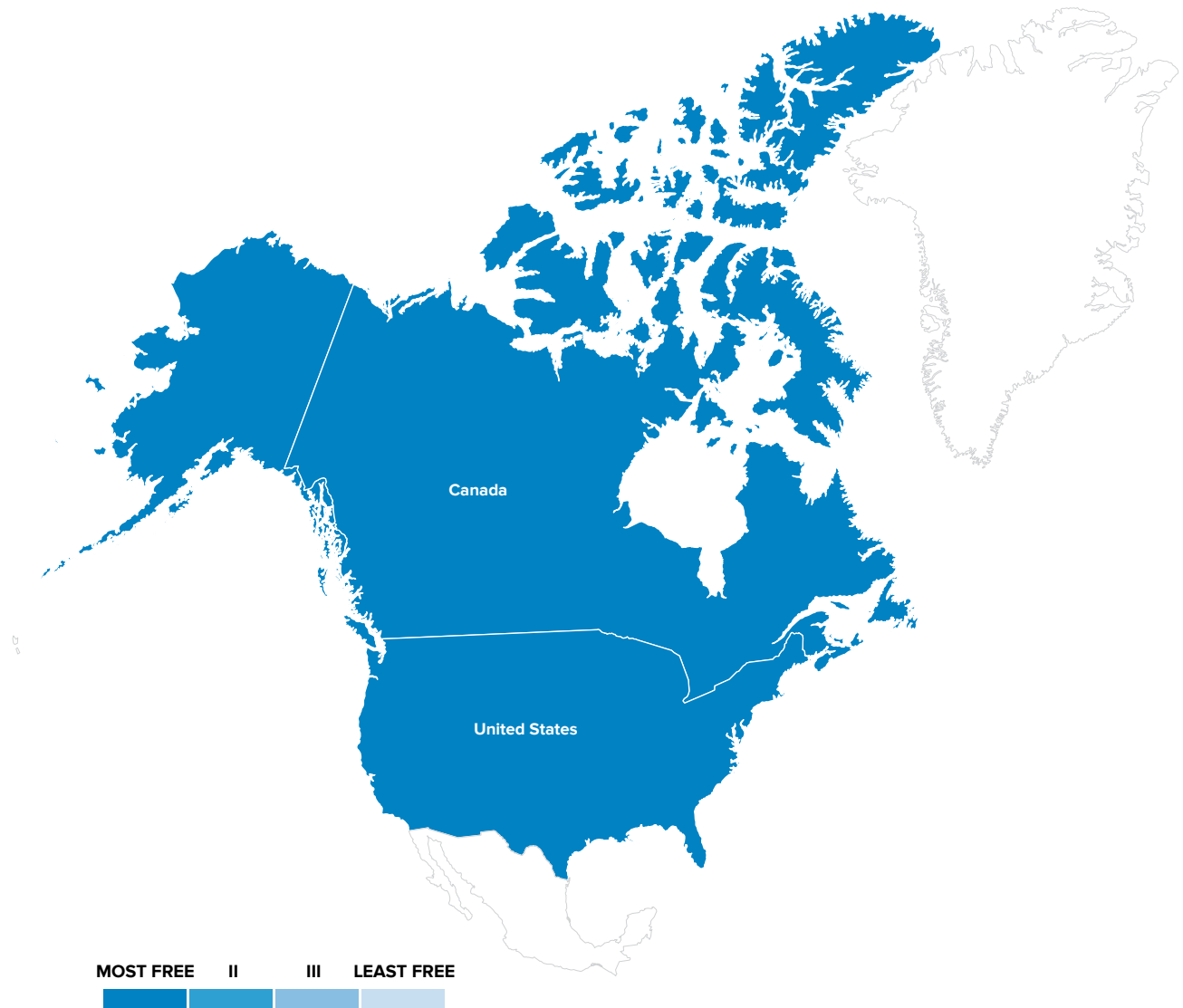
Personal Freedom	Economic Freedom	Freedom Rank
------------------	------------------	--------------

9.22	8.08	4
------	------	---

8.72	8.19	15
------	------	----

1. Canada  8.65

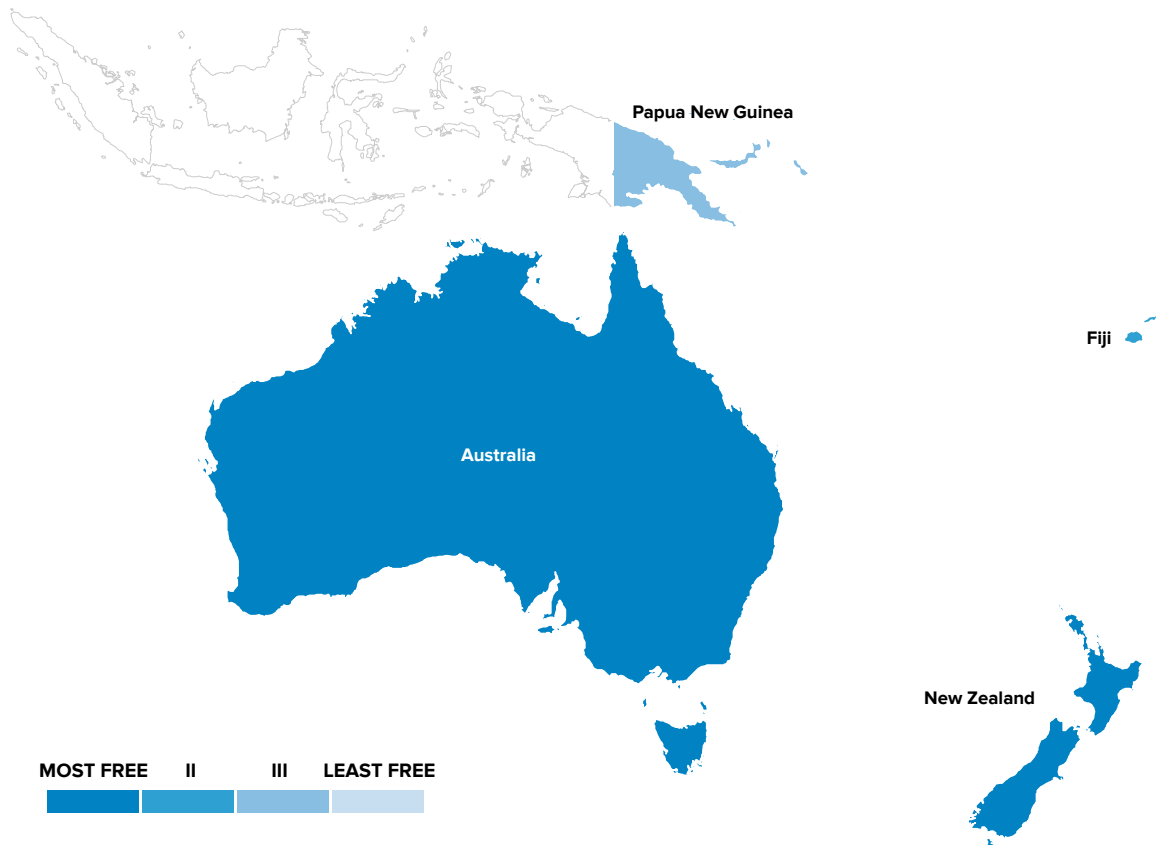
2. United States  8.46



OCEANIA

FREEDOM SCORE BY REGIONAL RANKING

Personal Freedom	Economic Freedom	Freedom Rank
9.27	8.50	1
9.16	8.07	5
7.61	6.74	60
6.84	6.36	99



SOUTH ASIA

FREEDOM SCORE BY REGIONAL RANKING

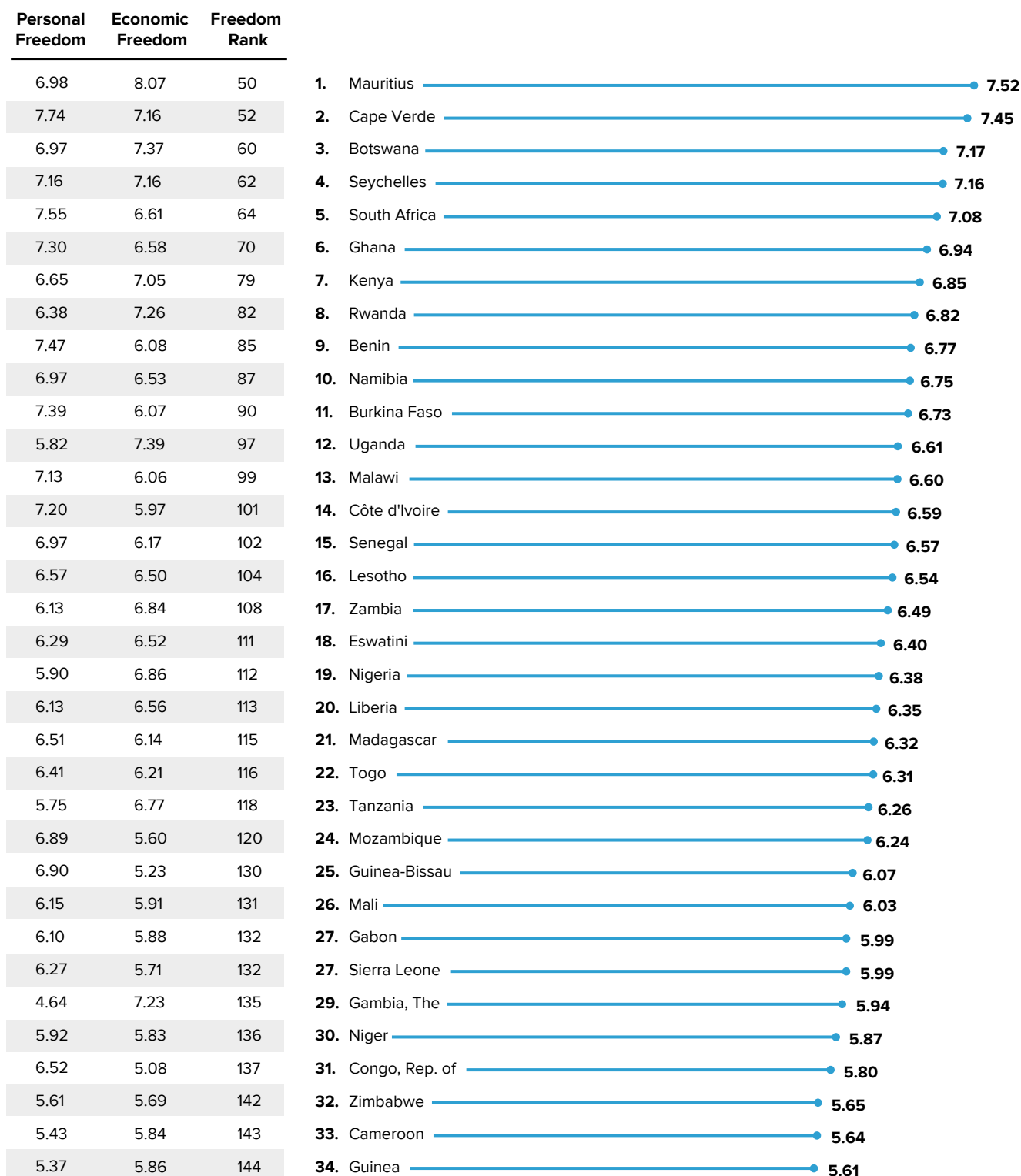
Personal Freedom	Economic Freedom	Freedom Rank	
7.50	8.71	30	1. Singapore 8.11
6.82	7.44	63	2. Cambodia 7.13
6.44	7.32	76	3. Philippines 6.88
6.38	7.27	81	4. Indonesia 6.83
7.52	5.99	86	5. Timor-Leste 6.76
6.37	6.91	94	6. India 6.64
6.25	6.86	103	7. Thailand 6.55
6.29	6.77	105	8. Bhutan 6.53
5.70	7.34	106	9. Malaysia 6.52
6.53	6.49	107	10. Nepal 6.51
6.25	6.57	110	11. Sri Lanka 6.41
6.31	6.27	117	12. Vietnam 6.29
5.74	6.67	123	13. Laos 6.20
5.37	6.18	138	14. Bangladesh 5.77
4.76	6.62	140	15. Brunei Darussalam 5.69
5.47	5.91	140	15. Pakistan 5.69
5.26	5.63	148	17. Myanmar 5.44



MOST FREE II III LEAST FREE

SUB-SAHARAN AFRICA

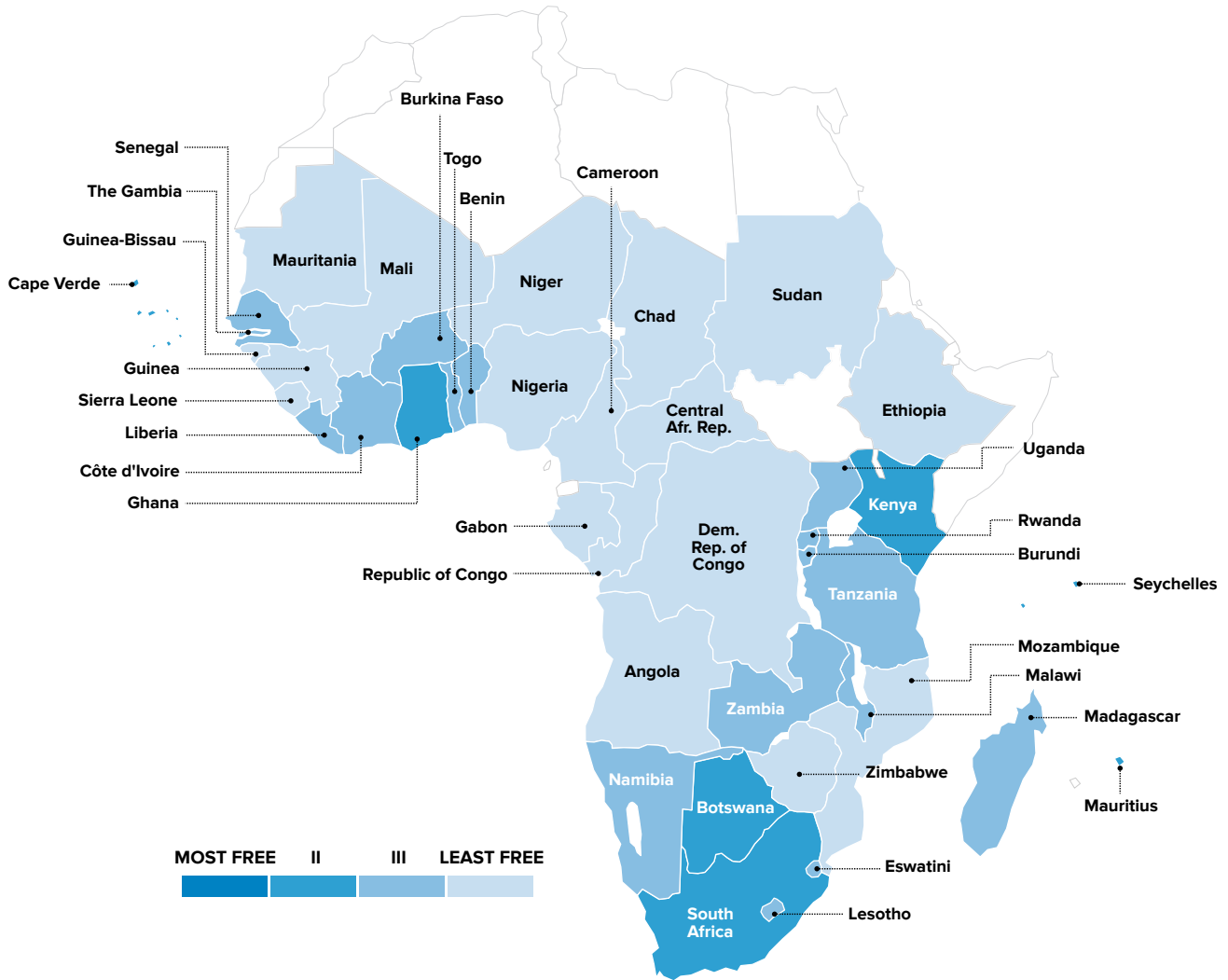
FREEDOM SCORE BY REGIONAL RANKING



SUB-SAHARAN AFRICA



















FREEDOM SCORE BY REGIONAL RANKING

Personal Freedom	Economic Freedom	Freedom Rank		
4.95	6.17	145	35. Burundi	5.56
4.83	6.11	146	36. Mauritania	5.47
5.49	5.42	147	37. Chad	5.46
5.59	5.23	150	38. Central Afr. Rep.	5.41
5.98	4.83	151	39. Angola	5.40
5.73	5.00	152	40. Congo, Dem. R.	5.36
4.77	5.72	153	41. Ethiopia	5.25
3.97	4.67	159	42. Sudan	4.32



WESTERN EUROPE

FREEDOM SCORE BY REGIONAL RANKING

Personal Freedom	Economic Freedom	Freedom Rank	
9.24	8.40	2	1. Switzerland  8.82
9.24	7.89	6	2. Denmark  8.56
9.26	7.86	6	2. Luxembourg  8.56
9.27	7.80	8	4. Finland  8.53
9.25	7.82	8	4. Germany  8.53
8.90	8.13	10	6. Ireland  8.52
9.28	7.72	11	7. Netherlands  8.50
9.45	7.56	11	7. Sweden  8.50
9.25	7.71	13	9. Austria  8.48
8.85	8.09	14	10. United Kingdom  8.47
9.26	7.62	17	11. Norway  8.44
9.08	7.74	18	12. Iceland  8.41
8.77	7.97	20	13. Malta  8.37
9.07	7.51	23	14. Belgium  8.29
9.02	7.52	26	15. Portugal  8.27
8.69	7.55	29	16. Spain  8.12
8.67	7.41	32	17. Italy  8.04
8.69	7.35	33	18. France  8.02

WESTERN EUROPE

FREEDOM SCORE BY REGIONAL RANKING



COUNTRY PROFILES

ALBANIA

EASTERN EUROPE

Ranking

38

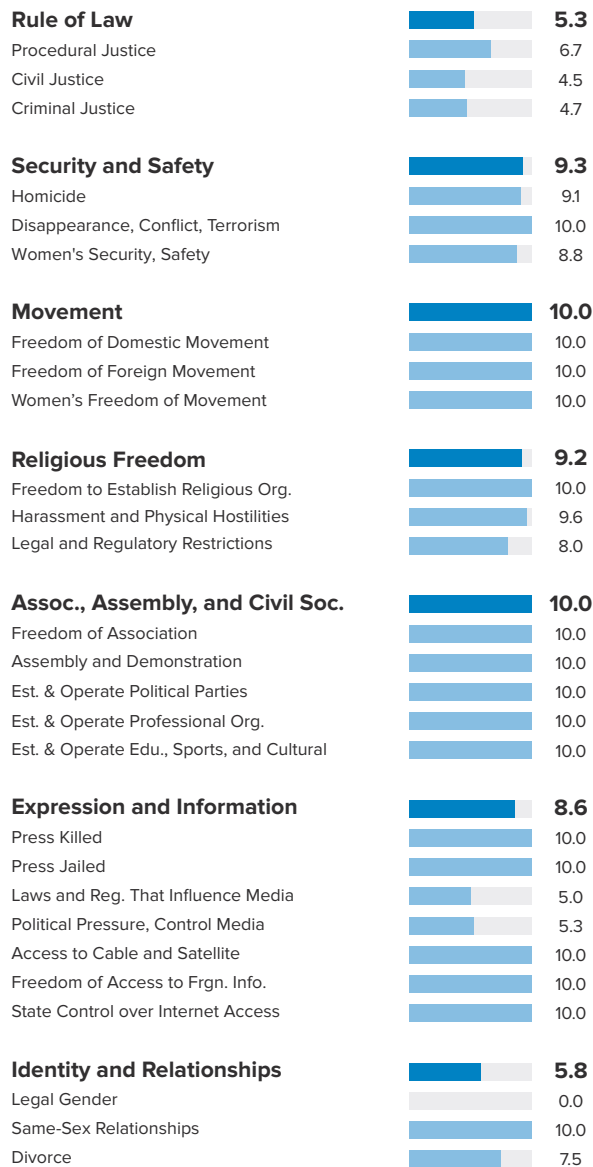
Score

7.84

Personal Freedom

46/162 Ranking

Score 8.01



Economic Freedom

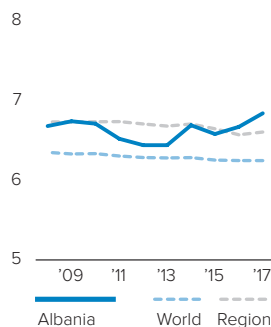
30/162 Ranking

Score 7.67

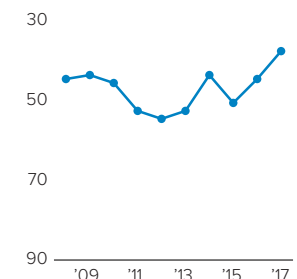


Human Freedom

Score over Time



Ranking over Time



ALBANIA

EASTERN EUROPE

	2008	2009	2010	2011	2012	2013	2014	2015	2016	2017
Human Freedom Ranking	7.68	7.74	7.71	7.52	7.44	7.44	7.69	7.58	7.67	7.84
	45	44	46	53	55	53	44	51	45	38
Economic Freedom	7.28	7.32	7.37	7.37	7.31	7.39	7.58	7.64	7.64	7.67
Personal Freedom	8.07	8.16	8.05	7.67	7.58	7.49	7.79	7.53	7.70	8.01
Rule of Law	4.9	4.9	4.9	4.9	4.5	4.5	5.0	5.2	5.3	5.3
Procedural Justice	5.7	5.7	5.7	5.7	5.0	5.0	5.6	6.1	6.7	6.7
Civil Justice	5.1	5.1	5.1	5.1	4.9	4.9	5.0	4.8	4.5	4.5
Criminal Justice	4.1	4.1	4.1	4.1	3.6	3.6	4.3	4.6	4.7	4.7
Security and Safety	9.6	9.6	9.4	8.9	8.9	8.6	8.6	8.8	8.7	9.3
Homicide	8.8	8.9	8.3	8.1	7.8	8.3	8.4	8.9	8.6	9.1
Disappearance, Conflict, Terrorism	10.0	10.0	10.0	10.0	10.0	10.0	9.9	10.0	10.0	10.0
Women's Security, Safety	10.0	10.0	10.0	8.8	8.8	7.5	7.5	7.5	7.5	8.8
Movement	10.0	10.0	10.0	6.7	6.7	6.7	6.7	6.7	8.3	10.0
Freedom of Domestic Movement	10.0	10.0	10.0	10.0	5.0	5.0	5.0	5.0	10.0	10.0
Freedom of Foreign Movement	10.0	10.0	10.0	5.0	10.0	10.0	10.0	10.0	10.0	10.0
Women's Freedom of Movement	10.0	10.0	10.0	5.0	5.0	5.0	5.0	5.0	5.0	10.0
Religious Freedom	9.2	9.8	9.4	9.1	9.3	9.1	9.9	9.2	9.2	9.2
Freedom to Establish Religious Org.	-	-	-	8.8	8.8	8.8	10.0	10.0	10.0	10.0
Harassment and Physical Hostilities	9.7	10.0	9.9	10.0	10.0	9.7	9.7	9.2	9.6	9.6
Legal and Regulatory Costs	8.7	9.6	8.9	8.7	9.2	8.9	9.9	8.5	8.0	8.0
Assoc., Assembly, and Civil Society	-	-	-	9.0	9.0	9.0	10.0	10.0	10.0	10.0
Freedom of Association	-	-	-	10.0	10.0	10.0	10.0	10.0	10.0	10.0
Assembly and Demonstration	-	-	-	10.0	10.0	10.0	10.0	10.0	10.0	10.0
Est. & Operate Political Parties	-	-	-	8.8	8.8	8.8	10.0	10.0	10.0	10.0
Est. & Operate Professional Organizations	-	-	-	7.5	7.5	7.5	10.0	10.0	10.0	10.0
Est. & Operate Edu., Sporting, and Cultural	-	-	-	8.8	8.8	8.8	10.0	10.0	10.0	10.0
Expression and Information	7.7	7.7	7.6	8.6	8.7	8.7	8.7	8.6	8.6	8.6
Press Killed	10.0	10.0	10.0	10.0	10.0	10.0	10.0	10.0	10.0	10.0
Press Jailed	10.0	10.0	10.0	10.0	10.0	10.0	10.0	10.0	10.0	10.0
Laws and Reg. That Influence Media	4.7	4.7	4.7	4.7	5.0	5.0	5.0	5.0	5.0	5.0
Political Pressure, Control Media	6.0	6.0	5.8	5.5	5.8	5.8	5.8	5.5	5.3	5.3
Access to Cable and Satellite	-	-	-	10.0	10.0	10.0	10.0	10.0	10.0	10.0
Freedom of Access to Frgn. Info.	-	-	-	10.0	10.0	10.0	10.0	10.0	10.0	10.0
State Control over Internet Access	-	-	-	10.0	10.0	10.0	10.0	10.0	10.0	10.0
Identity and Relationships	8.8	8.8	8.8	8.8	8.8	8.8	8.8	5.8	5.8	5.8
Legal Gender	-	-	-	-	-	-	-	0.0	0.0	0.0
Same-Sex Relationships	10.0	10.0	10.0	10.0	10.0	10.0	10.0	10.0	10.0	10.0
Divorce	7.5	7.5	7.5	7.5	7.5	7.5	7.5	7.5	7.5	7.5

ALGERIA

MIDDLE EAST & NORTH AFRICA

Ranking

155

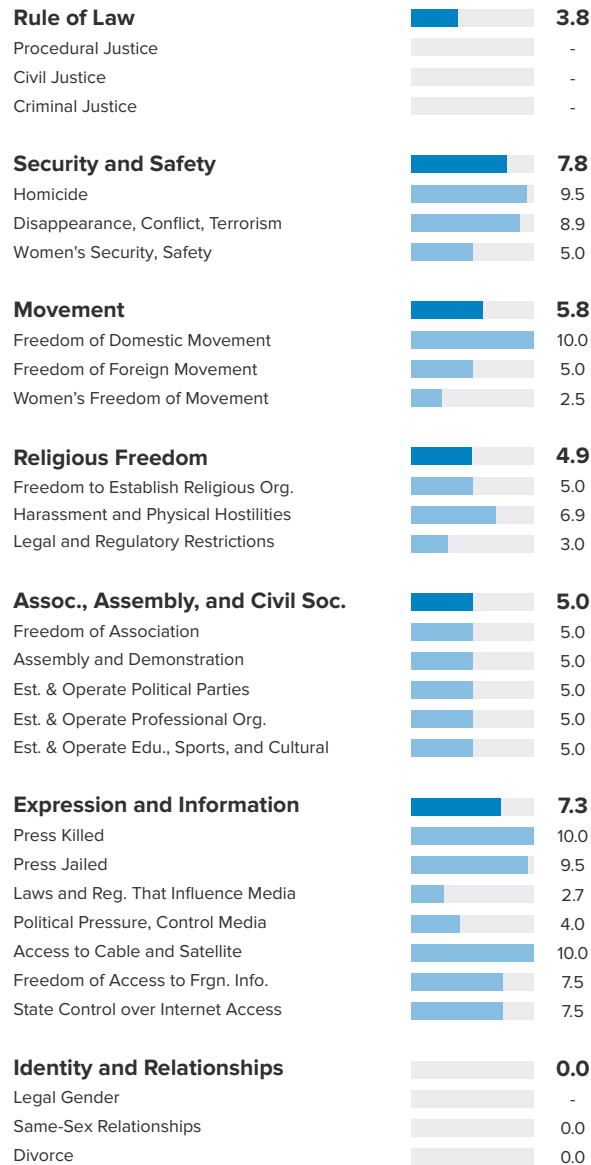
Score

4.99

Personal Freedom

146/162 Ranking

Score 5.20



Economic Freedom

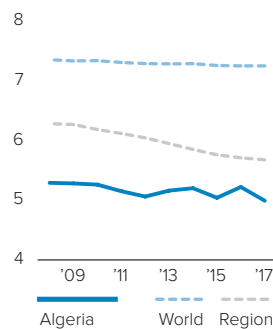
159/162 Ranking

Score 4.77

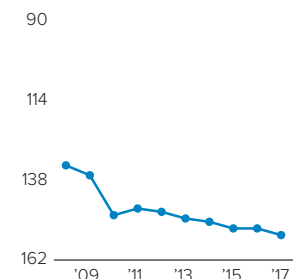


Human Freedom

Score over Time



Ranking over Time



ALGERIA

MIDDLE EAST & NORTH AFRICA

	2008	2009	2010	2011	2012	2013	2014	2015	2016	2017
Human Freedom	5.29	5.28	5.26	5.15	5.06	5.16	5.20	5.04	5.22	4.99
Ranking	134	137	149	147	148	150	151	153	153	155
Economic Freedom	5.24	5.24	5.13	5.09	5.00	5.17	5.14	4.80	5.03	4.77
Personal Freedom	5.35	5.32	5.39	5.21	5.12	5.14	5.25	5.29	5.42	5.20
Rule of Law	4.5	4.4	4.4	4.4	4.1	4.1	4.0	3.8	3.8	3.8
Procedural Justice	-	-	-	-	-	-	-	-	-	-
Civil Justice	-	-	-	-	-	-	-	-	-	-
Criminal Justice	-	-	-	-	-	-	-	-	-	-
Security and Safety	8.2	8.2	8.4	8.2	8.1	7.3	7.4	7.7	7.8	7.8
Homicide	9.6	9.7	9.7	9.7	9.4	9.5	9.4	9.5	9.5	9.5
Disappearance, Conflict, Terrorism	7.5	7.4	8.1	7.4	7.4	7.5	7.7	8.8	8.8	8.9
Women's Security, Safety	7.5	7.5	7.5	7.5	7.5	5.0	5.0	5.0	5.0	5.0
Movement	5.0	5.0	5.0	3.3	3.3	5.0	5.0	5.0	6.7	5.8
Freedom of Domestic Movement	5.0	5.0	5.0	5.0	5.0	5.0	5.0	5.0	10.0	10.0
Freedom of Foreign Movement	5.0	5.0	5.0	5.0	5.0	5.0	5.0	5.0	5.0	5.0
Women's Freedom of Movement	5.0	5.0	5.0	0.0	0.0	5.0	5.0	5.0	5.0	2.5
Religious Freedom	4.4	4.4	4.4	4.9	5.0	5.2	5.5	5.3	4.9	4.9
Freedom to Establish Religious Org.	1.3	1.3	1.3	3.8	3.8	3.8	5.0	5.0	5.0	5.0
Harassment and Physical Hostilities	7.8	7.9	7.8	7.4	7.6	7.6	7.5	6.9	6.9	6.9
Legal and Regulatory Costs	4.0	4.0	4.1	3.7	3.7	4.2	4.2	4.1	3.0	3.0
Assoc., Assembly, and Civil Society	4.4	4.4	4.4	3.8	3.8	3.8	5.0	5.0	5.0	5.0
Freedom of Association	5.0	5.0	5.0	5.0	5.0	5.0	5.0	5.0	5.0	5.0
Assembly and Demonstration	5.0	5.0	5.0	2.5	2.5	2.5	5.0	5.0	5.0	5.0
Est. & Operate Political Parties	4.2	4.2	4.2	3.8	3.8	3.8	5.0	5.0	5.0	5.0
Est. & Operate Professional Organizations	4.2	4.2	4.2	3.8	3.8	3.8	5.0	5.0	5.0	5.0
Est. & Operate Edu., Sporting, and Cultural	3.8	3.8	3.8	3.8	3.8	3.8	5.0	5.0	5.0	5.0
Expression and Information	6.7	6.6	6.7	7.4	7.5	7.5	7.4	7.4	7.4	7.3
Press Killed	10.0	10.0	10.0	10.0	10.0	10.0	10.0	10.0	10.0	10.0
Press Jailed	10.0	10.0	10.0	10.0	10.0	10.0	9.7	10.0	10.0	9.5
Laws and Reg. That Influence Media	2.7	2.7	2.7	2.7	3.0	3.3	3.0	2.7	2.7	2.7
Political Pressure, Control Media	4.3	3.8	4.3	4.3	4.3	4.5	4.3	4.3	4.0	4.0
Access to Cable and Satellite	10.0	10.0	10.0	10.0	10.0	10.0	10.0	10.0	10.0	10.0
Freedom of Access to Frgn. Info.	3.3	3.3	3.3	7.5	7.5	7.5	7.5	7.5	7.5	7.5
State Control over Internet Access	6.7	6.7	6.7	7.5	7.5	7.5	7.5	7.5	7.5	7.5
Identity and Relationships	1.3	1.3	1.3	1.3	1.3	1.3	1.3	1.3	1.3	0.0
Legal Gender	-	-	-	-	-	-	-	-	-	-
Same-Sex Relationships	0.0	0.0	0.0	0.0	0.0	0.0	0.0	0.0	0.0	0.0
Divorce	2.5	2.5	2.5	2.5	2.5	2.5	2.5	2.5	2.5	0.0

ANGOLA

SUB-SAHARAN AFRICA

Ranking

151

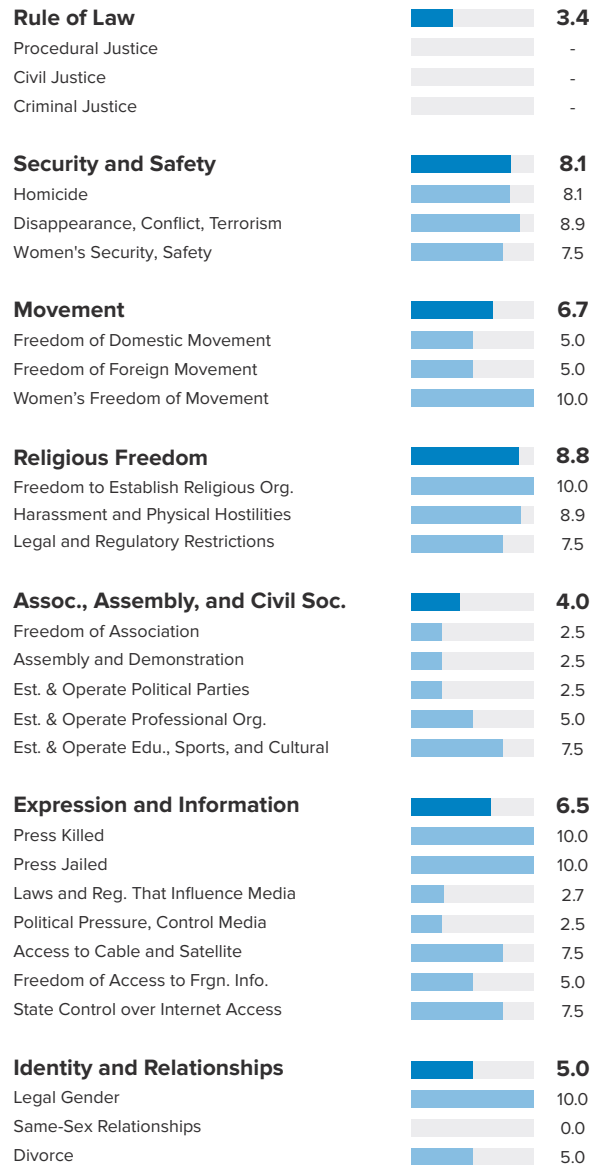
Score

5.40

Personal Freedom

121/162 Ranking

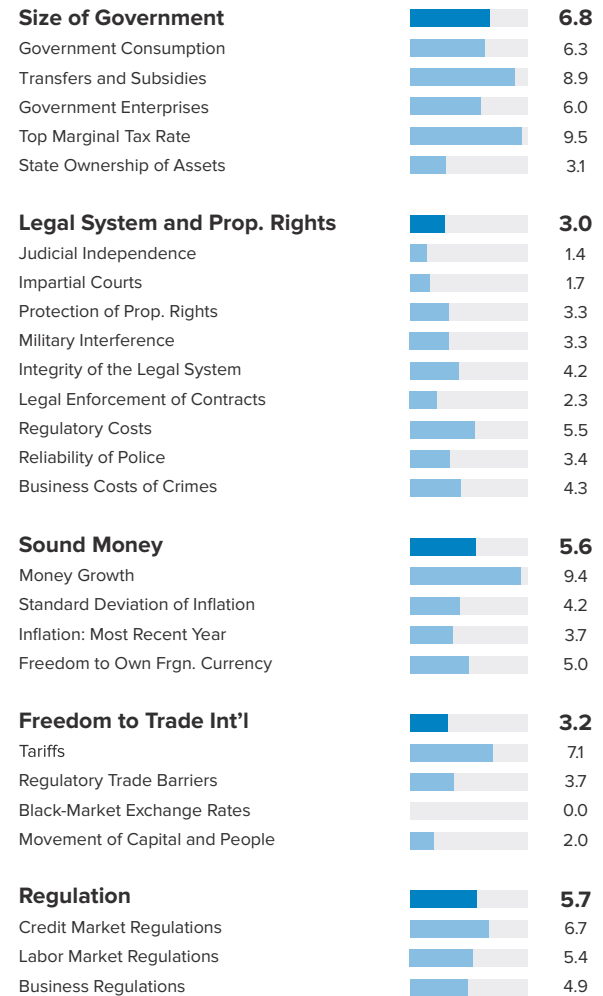
Score 5.98



Economic Freedom

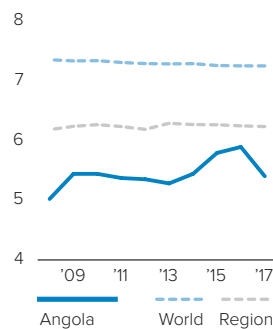
158/162 Ranking

Score 4.83



Human Freedom

Score over Time



Ranking over Time



ANGOLA

SUB-SAHARAN AFRICA

	2008	2009	2010	2011	2012	2013	2014	2015	2016	2017
Human Freedom Ranking	5.02	5.44	5.44	5.37	5.35	5.28	5.44	5.79	5.89	5.40
	139	133	143	143	141	148	147	137	137	151
Economic Freedom	4.59	5.36	5.38	5.27	5.39	5.09	5.02	5.61	5.40	4.83
Personal Freedom	5.44	5.53	5.50	5.46	5.32	5.46	5.87	5.97	6.37	5.98
Rule of Law	3.6	3.8	3.8	3.7	3.3	3.3	3.4	3.5	3.4	3.4
Procedural Justice	-	-	-	-	-	-	-	-	-	-
Civil Justice	-	-	-	-	-	-	-	-	-	-
Criminal Justice	-	-	-	-	-	-	-	-	-	-
Security and Safety	8.1	8.1	8.4	8.1	8.0	8.0	8.0	8.0	8.4	8.1
Homicide	8.3	8.3	8.3	8.3	8.1	8.1	8.1	8.1	8.1	8.1
Disappearance, Conflict, Terrorism	8.5	8.4	9.5	8.5	8.5	8.5	8.5	8.5	9.5	8.9
Women's Security, Safety	7.5	7.5	7.5	7.5	7.5	7.5	7.5	7.5	7.5	7.5
Movement	3.3	3.3	3.3	3.3	3.3	5.0	5.0	5.0	8.3	6.7
Freedom of Domestic Movement	0.0	0.0	0.0	5.0	0.0	0.0	0.0	0.0	5.0	5.0
Freedom of Foreign Movement	0.0	0.0	0.0	0.0	5.0	5.0	5.0	5.0	10.0	5.0
Women's Freedom of Movement	10.0	10.0	10.0	5.0	5.0	10.0	10.0	10.0	10.0	10.0
Religious Freedom	6.9	7.4	6.8	7.0	6.8	6.8	9.5	8.8	8.8	8.8
Freedom to Establish Religious Org.	4.2	4.2	4.2	5.0	5.0	5.0	10.0	10.0	10.0	10.0
Harassment and Physical Hostilities	8.7	9.5	8.8	8.5	8.2	8.3	9.6	8.8	8.9	8.9
Legal and Regulatory Costs	7.9	8.4	7.5	7.5	7.3	7.0	8.8	7.5	7.5	7.5
Assoc., Assembly, and Civil Society	2.0	2.0	2.0	3.0	3.0	3.0	4.0	4.0	4.0	4.0
Freedom of Association	2.5	2.5	2.5	2.5	2.5	2.5	2.5	2.5	2.5	2.5
Assembly and Demonstration	2.5	2.5	2.5	2.5	2.5	2.5	2.5	2.5	2.5	2.5
Est. & Operate Political Parties	1.3	1.3	1.3	2.5	2.5	2.5	2.5	2.5	2.5	2.5
Est. & Operate Professional Organizations	2.5	2.5	2.5	2.5	2.5	2.5	5.0	5.0	5.0	5.0
Est. & Operate Edu., Sporting, and Cultural	1.3	1.3	1.3	5.0	5.0	5.0	7.5	7.5	7.5	7.5
Expression and Information	7.9	7.8	7.4	6.7	6.7	6.6	6.6	6.5	6.5	6.5
Press Killed	10.0	10.0	7.1	10.0	10.0	10.0	10.0	10.0	10.0	10.0
Press Jailed	10.0	10.0	10.0	10.0	10.0	10.0	10.0	10.0	10.0	10.0
Laws and Reg. That Influence Media	4.0	4.0	4.0	3.7	3.7	3.7	3.7	3.3	2.7	2.7
Political Pressure, Control Media	4.5	4.3	3.8	3.3	3.0	2.8	2.5	2.5	2.5	2.5
Access to Cable and Satellite	10.0	10.0	10.0	7.5	7.5	7.5	7.5	7.5	7.5	7.5
Freedom of Access to Frgn. Info.	6.7	6.7	6.7	5.0	5.0	5.0	5.0	5.0	5.0	5.0
State Control over Internet Access	10.0	10.0	10.0	7.5	7.5	7.5	7.5	7.5	7.5	7.5
Identity and Relationships	5.0	5.0	5.0	5.0	5.0	5.0	5.0	6.7	6.7	5.0
Legal Gender	-	-	-	-	-	-	-	10.0	10.0	10.0
Same-Sex Relationships	0.0	0.0	0.0	0.0	0.0	0.0	0.0	0.0	0.0	0.0
Divorce	10.0	10.0	10.0	10.0	10.0	10.0	10.0	10.0	10.0	5.0

ARGENTINA

LATIN AMERICA & THE CARIBBEAN

Ranking

77

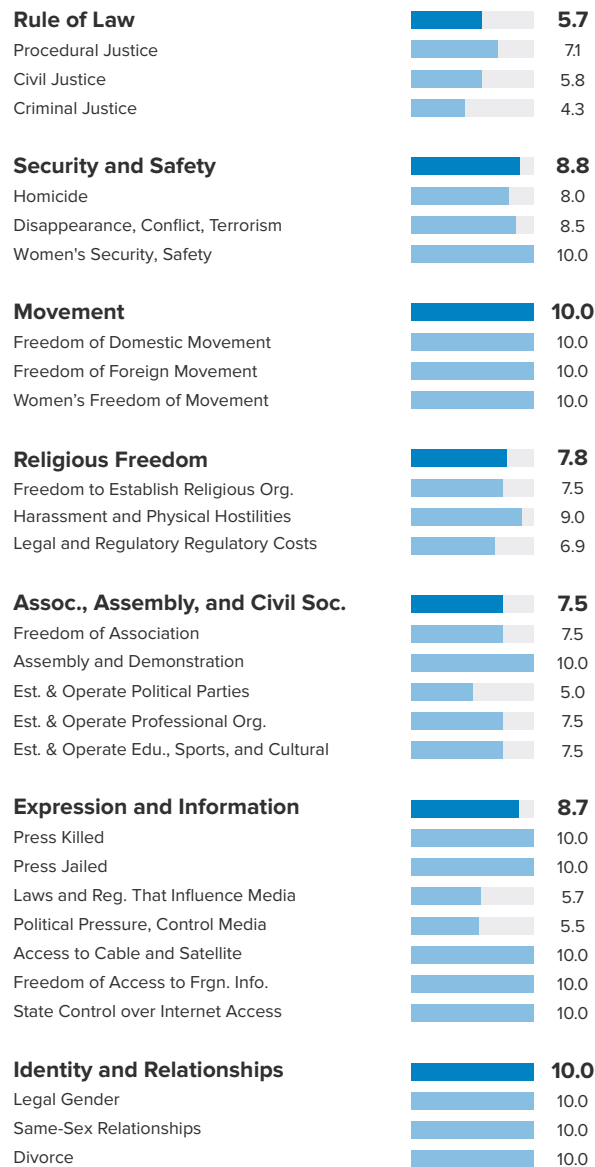
Score

6.86

Personal Freedom

41/162 Ranking

Score 8.04



Economic Freedom

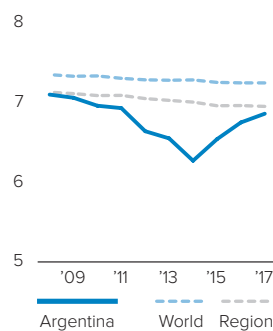
147/162 Ranking

Score 5.67

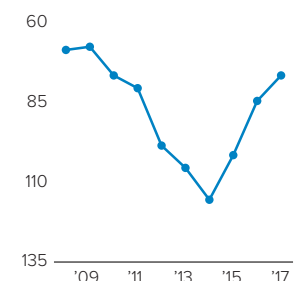


Human Freedom

Score over Time



Ranking over Time



ARGENTINA

LATIN AMERICA & THE CARIBBEAN

	2008	2009	2010	2011	2012	2013	2014	2015	2016	2017
Human Freedom Ranking	7.10 69	7.06 68	6.96 77	6.93 81	6.64 99	6.55 106	6.27 116	6.54 102	6.75 85	6.86 77
Economic Freedom	6.01	5.95	5.72	5.72	5.19	4.99	4.61	5.06	5.40	5.67
Personal Freedom	8.19	8.18	8.20	8.13	8.10	8.11	7.92	8.03	8.10	8.04
Rule of Law	5.3	5.3	5.3	5.3	5.2	5.2	5.3	5.5	5.7	5.7
Procedural Justice	6.3	6.3	6.3	6.3	6.6	6.6	6.5	6.7	7.1	7.1
Civil Justice	5.4	5.4	5.4	5.4	5.4	5.4	5.5	5.7	5.8	5.8
Criminal Justice	4.3	4.3	4.3	4.3	3.7	3.7	3.9	4.3	4.3	4.3
Security and Safety	8.8	8.8	8.8	8.8	8.8	8.8	8.8	9.0	9.0	8.8
Homicide	7.0	7.0	7.0	7.0	7.0	7.0	7.0	7.4	7.6	8.0
Disappearance, Conflict, Terrorism	9.5	9.5	9.5	9.5	9.5	9.5	9.5	9.5	9.5	8.5
Women's Security, Safety	10.0	10.0	10.0	10.0	10.0	10.0	10.0	10.0	10.0	10.0
Movement	10.0	10.0	10.0	10.0	10.0	10.0	10.0	10.0	10.0	10.0
Freedom of Domestic Movement	10.0	10.0	10.0	10.0	10.0	10.0	10.0	10.0	10.0	10.0
Freedom of Foreign Movement	10.0	10.0	10.0	10.0	10.0	10.0	10.0	10.0	10.0	10.0
Women's Freedom of Movement	10.0	10.0	10.0	10.0	10.0	10.0	10.0	10.0	10.0	10.0
Religious Freedom	8.9	8.7	9.1	8.8	8.7	8.9	7.9	7.9	7.8	7.8
Freedom to Establish Religious Org.	10.0	10.0	10.0	10.0	10.0	10.0	7.5	7.5	7.5	7.5
Harassment and Physical Hostilities	9.4	9.4	9.6	9.4	9.1	9.3	9.0	8.9	9.0	9.0
Legal and Regulatory Costs	7.1	6.7	7.8	7.1	7.1	7.3	7.0	7.2	6.9	6.9
Assoc., Assembly, and Civil Society	9.1	9.1	9.1	8.5	8.5	8.5	7.5	7.5	7.5	7.5
Freedom of Association	10.0	10.0	10.0	10.0	10.0	10.0	7.5	7.5	7.5	7.5
Assembly and Demonstration	10.0	10.0	10.0	10.0	10.0	10.0	10.0	10.0	10.0	10.0
Est. & Operate Political Parties	8.3	8.3	8.3	7.5	7.5	7.5	5.0	5.0	5.0	5.0
Est. & Operate Professional Organizations	8.8	8.8	8.8	5.0	5.0	5.0	7.5	7.5	7.5	7.5
Est. & Operate Edu., Sporting, and Cultural	8.3	8.3	8.3	10.0	10.0	10.0	7.5	7.5	7.5	7.5
Expression and Information	8.6	8.6	8.5	8.6	8.6	8.6	8.6	8.6	8.7	8.7
Press Killed	10.0	10.0	9.2	10.0	10.0	10.0	10.0	10.0	10.0	10.0
Press Jailed	10.0	10.0	10.0	10.0	10.0	10.0	10.0	10.0	10.0	10.0
Laws and Reg. That Influence Media	5.7	5.7	6.0	6.0	5.7	5.3	5.0	5.3	5.7	5.7
Political Pressure, Control Media	4.8	4.8	4.3	4.5	4.3	4.8	5.0	5.0	5.5	5.5
Access to Cable and Satellite	10.0	10.0	10.0	10.0	10.0	10.0	10.0	10.0	10.0	10.0
Freedom of Access to Frgn. Info.	10.0	10.0	10.0	10.0	10.0	10.0	10.0	10.0	10.0	10.0
State Control over Internet Access	10.0	10.0	10.0	10.0	10.0	10.0	10.0	10.0	10.0	10.0
Identity and Relationships	10.0	10.0	10.0	10.0	10.0	10.0	10.0	10.0	10.0	10.0
Legal Gender	-	-	-	-	-	-	-	10.0	10.0	10.0
Same-Sex Relationships	10.0	10.0	10.0	10.0	10.0	10.0	10.0	10.0	10.0	10.0
Divorce	10.0	10.0	10.0	10.0	10.0	10.0	10.0	10.0	10.0	10.0

ARMENIA

CAUCASUS & CENTRAL ASIA

Ranking

54

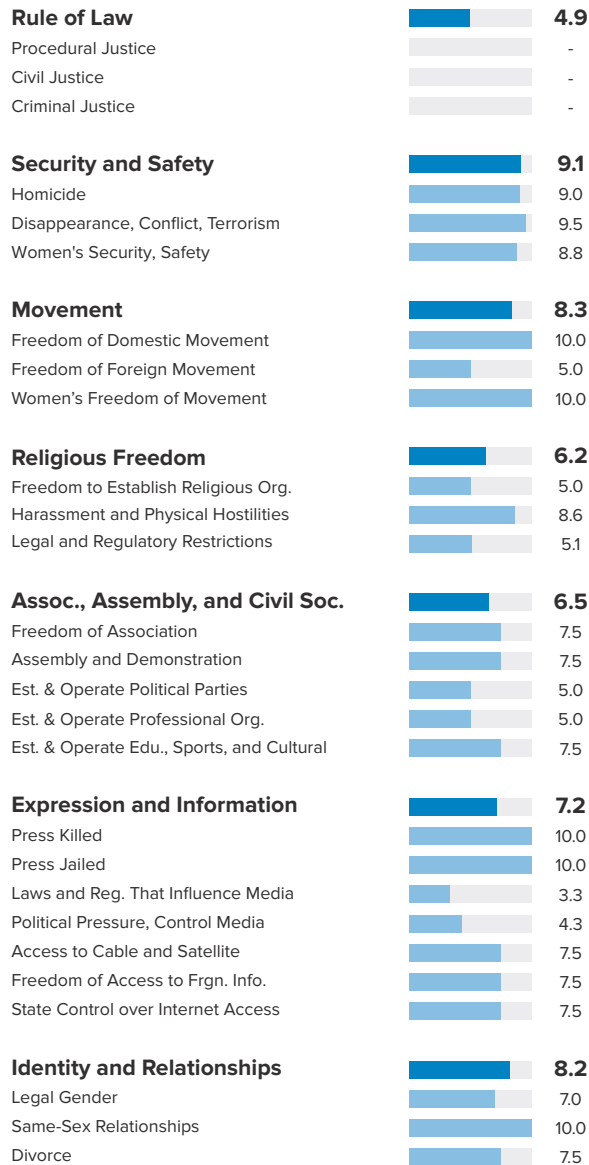
Score

7.42

Personal Freedom

72/162 Ranking

Score 7.15



Economic Freedom

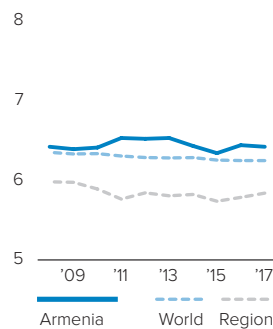
27/162 Ranking

Score 7.70

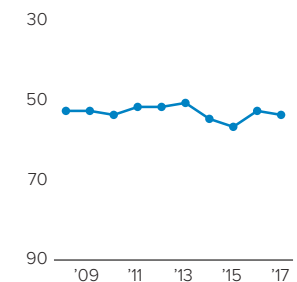


Human Freedom

Score over Time



Ranking over Time



ARMENIA

CAUCASUS & CENTRAL ASIA

	2008	2009	2010	2011	2012	2013	2014	2015	2016	2017
Human Freedom Ranking	7.42	7.39	7.41	7.53	7.52	7.53	7.43	7.34	7.44	7.42
	53	53	54	52	52	51	55	57	53	54
Economic Freedom	7.63	7.54	7.56	7.69	7.73	7.74	7.77	7.67	7.65	7.70
Personal Freedom	7.21	7.25	7.25	7.36	7.30	7.32	7.08	7.00	7.23	7.15
Rule of Law	5.0	4.9	4.8	4.9	4.6	4.7	4.6	4.6	5.0	4.9
Procedural Justice	-	-	-	-	-	-	-	-	-	-
Civil Justice	-	-	-	-	-	-	-	-	-	-
Criminal Justice	-	-	-	-	-	-	-	-	-	-
Security and Safety	9.6	9.4	9.6	9.5	9.5	9.5	9.5	9.5	9.4	9.1
Homicide	8.7	8.7	9.2	9.0	9.1	9.1	9.0	9.0	8.8	9.0
Disappearance, Conflict, Terrorism	10.0	9.5	9.5	9.5	9.5	9.5	9.5	9.5	9.3	9.5
Women's Security, Safety	10.0	10.0	10.0	10.0	10.0	10.0	10.0	10.0	10.0	8.8
Movement	6.7	6.7	6.7	6.7	6.7	6.7	6.7	6.7	8.3	8.3
Freedom of Domestic Movement	5.0	5.0	5.0	5.0	5.0	5.0	5.0	5.0	10.0	10.0
Freedom of Foreign Movement	5.0	5.0	5.0	5.0	5.0	5.0	5.0	5.0	5.0	5.0
Women's Freedom of Movement	10.0	10.0	10.0	10.0	10.0	10.0	10.0	10.0	10.0	10.0
Religious Freedom	7.4	7.4	7.0	6.3	6.3	6.3	6.5	6.4	6.2	6.2
Freedom to Establish Religious Org.	-	-	-	5.0	5.0	5.0	5.0	5.0	5.0	5.0
Harassment and Physical Hostilities	8.4	8.8	8.1	8.3	8.4	7.9	8.4	8.6	8.6	8.6
Legal and Regulatory Costs	6.3	6.1	6.0	5.7	5.4	5.8	6.0	5.6	5.1	5.1
Assoc., Assembly, and Civil Society	-	-	-	7.8	7.8	7.8	6.5	6.5	6.5	6.5
Freedom of Association	-	-	-	5.0	5.0	5.0	7.5	7.5	7.5	7.5
Assembly and Demonstration	-	-	-	7.5	7.5	7.5	7.5	7.5	7.5	7.5
Est. & Operate Political Parties	-	-	-	10.0	10.0	10.0	5.0	5.0	5.0	5.0
Est. & Operate Professional Organizations	-	-	-	6.3	6.3	6.3	5.0	5.0	5.0	5.0
Est. & Operate Edu., Sporting, and Cultural	-	-	-	10.0	10.0	10.0	7.5	7.5	7.5	7.5
Expression and Information	5.7	6.7	6.8	8.1	8.3	8.3	7.2	7.2	7.2	7.2
Press Killed	10.0	10.0	10.0	10.0	10.0	10.0	10.0	10.0	10.0	10.0
Press Jailed	6.6	10.0	10.0	10.0	10.0	10.0	10.0	10.0	10.0	10.0
Laws and Reg. That Influence Media	3.0	3.0	3.3	3.0	3.7	3.7	3.7	3.3	3.3	3.3
Political Pressure, Control Media	3.3	3.8	3.8	4.0	4.5	4.3	4.5	4.3	4.3	4.3
Access to Cable and Satellite	-	-	-	10.0	10.0	10.0	7.5	7.5	7.5	7.5
Freedom of Access to Frgn. Info.	-	-	-	10.0	10.0	10.0	7.5	7.5	7.5	7.5
State Control over Internet Access	-	-	-	10.0	10.0	10.0	7.5	7.5	7.5	7.5
Identity and Relationships	8.8	8.8	8.8	8.8	8.8	8.8	8.8	8.2	8.2	8.2
Legal Gender	-	-	-	-	-	-	-	7.0	7.0	7.0
Same-Sex Relationships	10.0	10.0	10.0	10.0	10.0	10.0	10.0	10.0	10.0	10.0
Divorce	7.5	7.5	7.5	7.5	7.5	7.5	7.5	7.5	7.5	7.5

AUSTRALIA

OCEANIA

Ranking

5

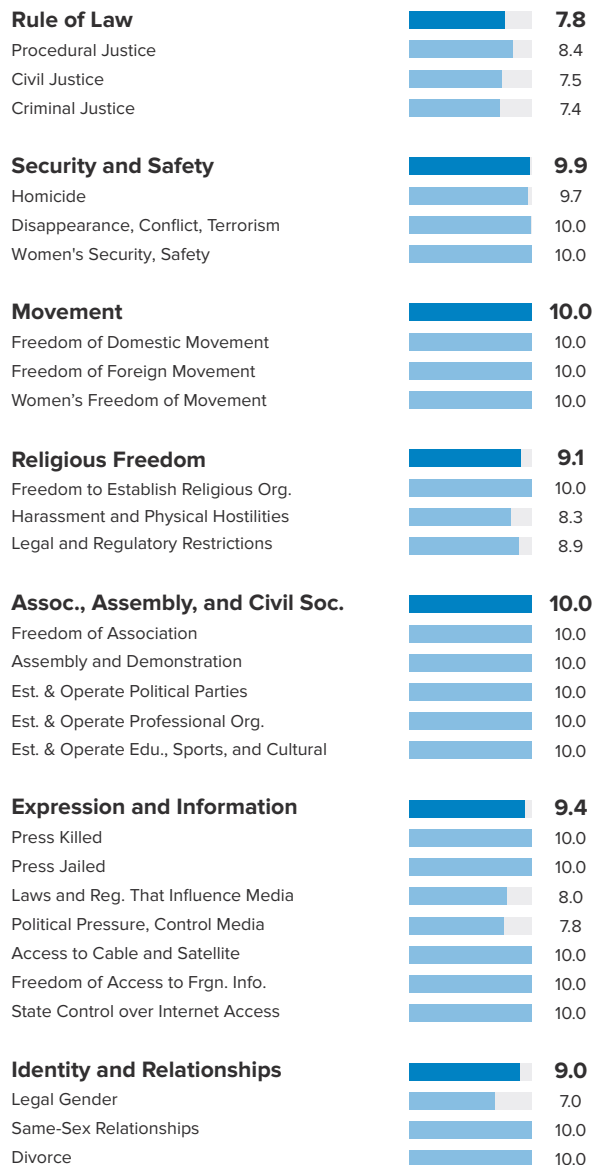
Score

8.62

Personal Freedom

12/162 Ranking

Score 9.16



Economic Freedom

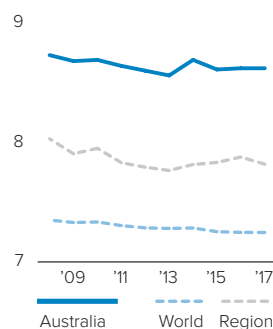
9/162 Ranking

Score 8.07

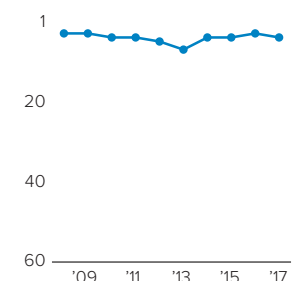


Human Freedom

Score over Time



Ranking over Time



AUSTRALIA

OCEANIA

	2008	2009	2010	2011	2012	2013	2014	2015	2016	2017
Human Freedom Ranking	8.73 4	8.68 4	8.69 5	8.64 5	8.60 6	8.56 8	8.69 5	8.61 5	8.62 4	8.62 5
Economic Freedom	8.18	8.08	8.12	8.11	8.06	7.95	8.05	8.03	8.07	8.07
Personal Freedom	9.29	9.28	9.26	9.18	9.15	9.18	9.32	9.19	9.16	9.16
Rule of Law	7.8	7.8	7.8	7.8	7.7	7.7	7.9	7.9	7.8	7.8
Procedural Justice	8.8	8.8	8.8	8.8	8.5	8.5	8.6	8.5	8.4	8.4
Civil Justice	7.2	7.2	7.2	7.2	7.3	7.3	7.4	7.7	7.5	7.5
Criminal Justice	7.2	7.2	7.2	7.2	7.3	7.3	7.7	7.5	7.4	7.4
Security and Safety	9.8	9.8	9.8	9.8	9.8	9.9	9.9	9.9	9.9	9.9
Homicide	9.5	9.5	9.6	9.6	9.6	9.6	9.6	9.6	9.6	9.7
Disappearance, Conflict, Terrorism	10.0	10.0	10.0	10.0	10.0	10.0	10.0	10.0	10.0	10.0
Women's Security, Safety	9.8	9.8	9.8	9.8	9.8	10.0	10.0	10.0	10.0	10.0
Movement	10.0	10.0	10.0	10.0	10.0	10.0	10.0	10.0	10.0	10.0
Freedom of Domestic Movement	10.0	10.0	10.0	10.0	10.0	10.0	10.0	10.0	10.0	10.0
Freedom of Foreign Movement	10.0	10.0	10.0	10.0	10.0	10.0	10.0	10.0	10.0	10.0
Women's Freedom of Movement	10.0	10.0	10.0	10.0	10.0	10.0	10.0	10.0	10.0	10.0
Religious Freedom	9.6	9.6	9.2	9.1	9.1	9.3	9.5	9.1	9.1	9.1
Freedom to Establish Religious Org.	10.0	10.0	10.0	10.0	10.0	10.0	10.0	10.0	10.0	10.0
Harassment and Physical Hostilities	9.0	9.2	8.9	8.9	8.9	9.3	8.8	8.7	8.3	8.3
Legal and Regulatory Costs	9.7	9.4	8.8	8.5	8.5	8.4	9.7	8.8	8.9	8.9
Assoc., Assembly, and Civil Society	10.0	10.0	10.0	9.3	9.3	9.3	10.0	10.0	10.0	10.0
Freedom of Association	10.0	10.0	10.0	10.0	10.0	10.0	10.0	10.0	10.0	10.0
Assembly and Demonstration	10.0	10.0	10.0	10.0	10.0	10.0	10.0	10.0	10.0	10.0
Est. & Operate Political Parties	10.0	10.0	10.0	10.0	10.0	10.0	10.0	10.0	10.0	10.0
Est. & Operate Professional Organizations	10.0	10.0	10.0	8.8	8.8	8.8	10.0	10.0	10.0	10.0
Est. & Operate Edu., Sporting, and Cultural	10.0	10.0	10.0	7.5	7.5	7.5	10.0	10.0	10.0	10.0
Expression and Information	9.4	9.4	9.4	9.5	9.5	9.4	9.4	9.4	9.4	9.4
Press Killed	10.0	10.0	10.0	10.0	10.0	10.0	10.0	10.0	10.0	10.0
Press Jailed	10.0	10.0	10.0	10.0	10.0	10.0	10.0	10.0	10.0	10.0
Laws and Reg. That Influence Media	8.0	8.0	8.3	8.7	8.7	8.3	8.3	8.0	8.0	8.0
Political Pressure, Control Media	7.8	7.8	7.8	7.5	7.5	7.5	7.5	7.5	7.8	7.8
Access to Cable and Satellite	10.0	10.0	10.0	10.0	10.0	10.0	10.0	10.0	10.0	10.0
Freedom of Access to Frgn. Info.	10.0	10.0	10.0	10.0	10.0	10.0	10.0	10.0	10.0	10.0
State Control over Internet Access	10.0	10.0	10.0	10.0	10.0	10.0	10.0	10.0	10.0	10.0
Identity and Relationships	10.0	10.0	10.0	10.0	10.0	10.0	10.0	9.0	9.0	9.0
Legal Gender	-	-	-	-	-	-	-	7.0	7.0	7.0
Same-Sex Relationships	10.0	10.0	10.0	10.0	10.0	10.0	10.0	10.0	10.0	10.0
Divorce	10.0	10.0	10.0	10.0	10.0	10.0	10.0	10.0	10.0	10.0

AUSTRIA

WESTERN EUROPE

Ranking

13

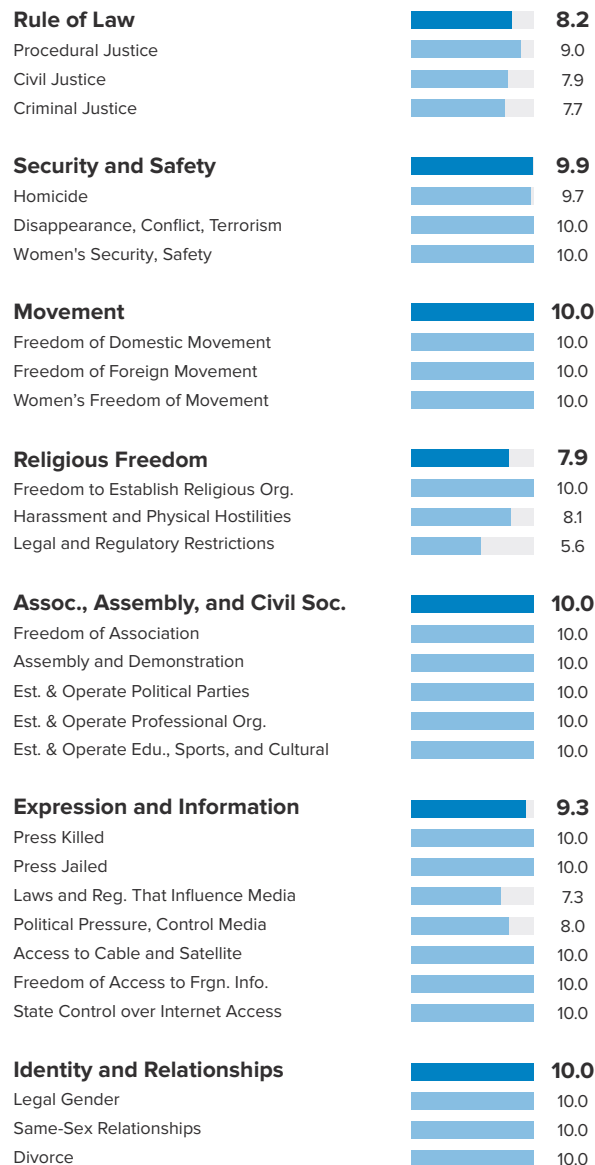
Score

8.48

Personal Freedom

8/162 Ranking

Score 9.25



Economic Freedom

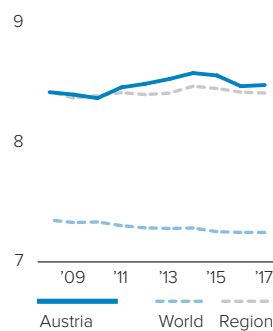
26/162 Ranking

Score 7.71

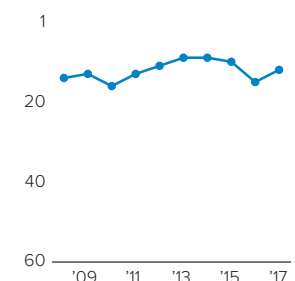


Human Freedom

Score over Time



Ranking over Time



AUSTRIA

WESTERN EUROPE

	2008	2009	2010	2011	2012	2013	2014	2015	2016	2017
Human Freedom	8.42	8.40	8.37	8.46	8.49	8.53	8.58	8.56	8.47	8.48
Ranking	15	14	17	14	12	10	10	11	16	13
Economic Freedom	7.82	7.77	7.73	7.75	7.72	7.73	7.78	7.74	7.69	7.71
Personal Freedom	9.02	9.02	9.02	9.17	9.26	9.32	9.38	9.38	9.25	9.25
Rule of Law	7.7	7.7	7.7	7.7	8.2	8.2	8.5	8.6	8.2	8.2
Procedural Justice	8.1	8.1	8.1	8.1	9.1	9.1	9.3	9.4	9.0	9.0
Civil Justice	7.4	7.4	7.4	7.4	7.5	7.5	7.9	8.0	7.9	7.9
Criminal Justice	7.5	7.5	7.5	7.5	8.1	8.1	8.2	8.3	7.7	7.7
Security and Safety	9.8	9.8	9.8	9.8	9.8	9.9	9.9	9.9	9.9	9.9
Homicide	9.7	9.8	9.7	9.6	9.6	9.7	9.8	9.8	9.7	9.7
Disappearance, Conflict, Terrorism	10.0	9.9	10.0	10.0	10.0	10.0	10.0	10.0	10.0	10.0
Women's Security, Safety	9.8	9.8	9.8	9.8	9.8	10.0	10.0	10.0	10.0	10.0
Movement	10.0	10.0	10.0	10.0	10.0	10.0	10.0	10.0	10.0	10.0
Freedom of Domestic Movement	10.0	10.0	10.0	10.0	10.0	10.0	10.0	10.0	10.0	10.0
Freedom of Foreign Movement	10.0	10.0	10.0	10.0	10.0	10.0	10.0	10.0	10.0	10.0
Women's Freedom of Movement	10.0	10.0	10.0	10.0	10.0	10.0	10.0	10.0	10.0	10.0
Religious Freedom	8.4	8.5	8.3	8.6	8.2	8.5	8.5	8.2	7.9	7.9
Freedom to Establish Religious Org.	10.0	10.0	10.0	10.0	10.0	10.0	10.0	10.0	10.0	10.0
Harassment and Physical Hostilities	8.8	8.7	8.8	8.7	8.4	9.2	8.8	8.2	8.1	8.1
Legal and Regulatory Restrictions	6.4	6.6	6.3	7.1	6.2	6.4	6.7	6.5	5.6	5.6
Assoc., Assembly, and Civil Society	8.7	8.7	8.7	10.0	10.0	10.0	10.0	10.0	10.0	10.0
Freedom of Association	10.0	10.0	10.0	10.0	10.0	10.0	10.0	10.0	10.0	10.0
Assembly and Demonstration	10.0	10.0	10.0	10.0	10.0	10.0	10.0	10.0	10.0	10.0
Est. & Operate Political Parties	10.0	10.0	10.0	10.0	10.0	10.0	10.0	10.0	10.0	10.0
Est. & Operate Professional Organizations	5.0	5.0	5.0	10.0	10.0	10.0	10.0	10.0	10.0	10.0
Est. & Operate Edu., Sporting, and Cultural	8.3	8.3	8.3	10.0	10.0	10.0	10.0	10.0	10.0	10.0
Expression and Information	9.3	9.3	9.3	9.3	9.3	9.3	9.3	9.3	9.3	9.3
Press Killed	10.0	10.0	10.0	10.0	10.0	10.0	10.0	10.0	10.0	10.0
Press Jailed	10.0	10.0	10.0	10.0	10.0	10.0	10.0	10.0	10.0	10.0
Laws and Reg. That Influence Media	7.3	7.3	7.3	7.3	7.3	7.3	7.3	7.3	7.3	7.3
Political Pressure, Control Media	8.0	8.0	8.0	8.0	8.0	8.0	8.0	7.8	8.0	8.0
Access to Cable and Satellite	10.0	10.0	10.0	10.0	10.0	10.0	10.0	10.0	10.0	10.0
Freedom of Access to Frgn. Info.	10.0	10.0	10.0	10.0	10.0	10.0	10.0	10.0	10.0	10.0
State Control over Internet Access	10.0	10.0	10.0	10.0	10.0	10.0	10.0	10.0	10.0	10.0
Identity and Relationships	10.0	10.0	10.0	10.0	10.0	10.0	10.0	10.0	10.0	10.0
Legal Gender	-	-	-	-	-	-	-	10.0	10.0	10.0
Same-Sex Relationships	10.0	10.0	10.0	10.0	10.0	10.0	10.0	10.0	10.0	10.0
Divorce	10.0	10.0	10.0	10.0	10.0	10.0	10.0	10.0	10.0	10.0

AZERBAIJAN

CAUCASUS & CENTRAL ASIA

Ranking

121

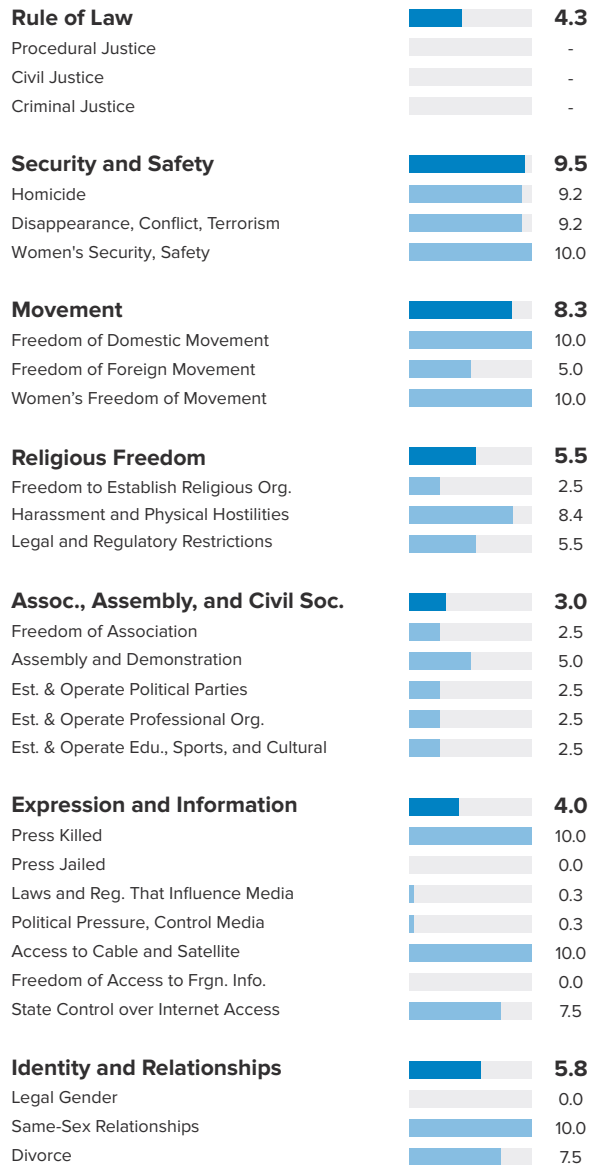
Score

6.22

Personal Freedom

119/162 Ranking

Score 6.10



Economic Freedom

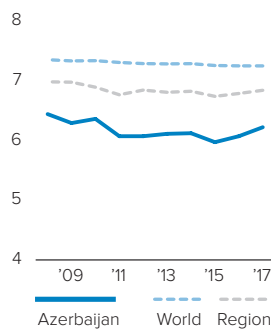
116/162 Ranking

Score 6.34

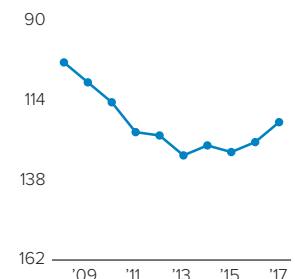


Human Freedom

Score over Time



Ranking over Time



AZERBAIJAN

CAUCASUS & CENTRAL ASIA

	2008	2009	2010	2011	2012	2013	2014	2015	2016	2017
Human Freedom Ranking	6.44	6.29	6.36	6.07	6.07	6.11	6.12	5.97	6.07	6.22
	103	109	115	124	125	131	128	130	127	121
Economic Freedom	6.15	6.08	5.95	6.11	6.27	6.19	6.37	6.33	6.46	6.34
Personal Freedom	6.73	6.50	6.77	6.04	5.86	6.03	5.88	5.61	5.69	6.10
Rule of Law	4.4	4.3	4.3	4.3	4.0	4.1	4.1	4.1	4.3	4.3
Procedural Justice	-	-	-	-	-	-	-	-	-	-
Civil Justice	-	-	-	-	-	-	-	-	-	-
Criminal Justice	-	-	-	-	-	-	-	-	-	-
Security and Safety	9.4	9.5	9.5	8.7	8.6	9.1	9.0	9.0	8.8	9.5
Homicide	9.1	9.1	9.1	9.1	9.1	9.1	9.0	9.1	9.1	9.2
Disappearance, Conflict, Terrorism	9.2	9.5	9.5	9.5	9.3	9.5	9.2	9.0	8.5	9.2
Women's Security, Safety	10.0	10.0	10.0	7.5	7.5	8.8	8.8	8.8	8.8	10.0
Movement	6.7	5.0	6.7	5.0	5.0	5.0	5.0	5.0	5.0	8.3
Freedom of Domestic Movement	5.0	0.0	5.0	5.0	5.0	5.0	5.0	5.0	5.0	10.0
Freedom of Foreign Movement	5.0	5.0	5.0	5.0	5.0	5.0	5.0	5.0	5.0	5.0
Women's Freedom of Movement	10.0	10.0	10.0	5.0	5.0	5.0	5.0	5.0	5.0	10.0
Religious Freedom	6.5	6.5	6.2	5.3	5.3	5.4	5.1	5.7	5.5	5.5
Freedom to Establish Religious Org.	3.8	3.8	3.8	2.5	2.5	2.5	2.5	2.5	2.5	2.5
Harassment and Physical Hostilities	8.7	8.4	8.4	7.2	7.8	7.7	7.3	8.6	8.4	8.4
Legal and Regulatory Costs	7.0	7.5	6.5	6.3	5.6	6.1	5.6	6.0	5.5	5.5
Assoc., Assembly, and Civil Society	4.5	4.5	4.5	3.0	3.0	3.0	3.0	3.0	3.0	3.0
Freedom of Association	2.5	2.5	2.5	2.5	2.5	2.5	2.5	2.5	2.5	2.5
Assembly and Demonstration	2.5	2.5	2.5	5.0	5.0	5.0	5.0	5.0	5.0	5.0
Est. & Operate Political Parties	5.4	5.4	5.4	2.5	2.5	2.5	2.5	2.5	2.5	2.5
Est. & Operate Professional Organizations	3.8	3.8	3.8	2.5	2.5	2.5	2.5	2.5	2.5	2.5
Est. & Operate Edu., Sporting, and Cultural	8.3	8.3	8.3	2.5	2.5	2.5	2.5	2.5	2.5	2.5
Expression and Information	6.4	5.7	7.0	5.9	5.1	5.2	4.2	3.8	4.7	4.0
Press Killed	10.0	6.3	10.0	6.4	10.0	10.0	10.0	6.5	10.0	10.0
Press Jailed	4.3	3.3	8.9	8.9	0.3	1.5	0.6	1.7	4.9	0.0
Laws and Reg. That Influence Media	1.7	1.7	1.3	1.3	1.0	0.7	0.3	0.3	0.3	0.3
Political Pressure, Control Media	2.3	2.0	2.3	2.0	1.8	1.5	1.0	0.5	0.3	0.3
Access to Cable and Satellite	10.0	10.0	10.0	7.5	7.5	7.5	10.0	10.0	10.0	10.0
Freedom of Access to Frgn. Info.	6.7	6.7	6.7	7.5	7.5	7.5	0.0	0.0	0.0	0.0
State Control over Internet Access	10.0	10.0	10.0	7.5	7.5	7.5	7.5	7.5	7.5	7.5
Identity and Relationships	8.8	8.8	8.8	8.8	8.8	8.8	8.8	5.8	5.8	5.8
Legal Gender	-	-	-	-	-	-	-	0.0	0.0	0.0
Same-Sex Relationships	10.0	10.0	10.0	10.0	10.0	10.0	10.0	10.0	10.0	10.0
Divorce	7.5	7.5	7.5	7.5	7.5	7.5	7.5	7.5	7.5	7.5

BAHAMAS

LATIN AMERICA & THE CARIBBEAN

Ranking

48

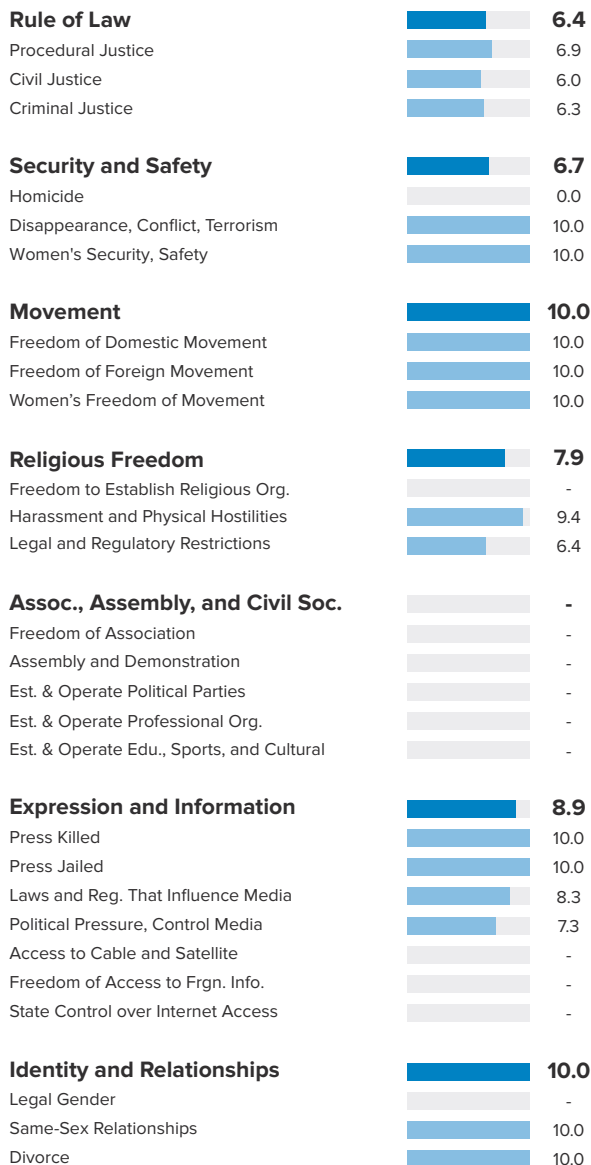
Score

7.56

Personal Freedom

48/162 Ranking

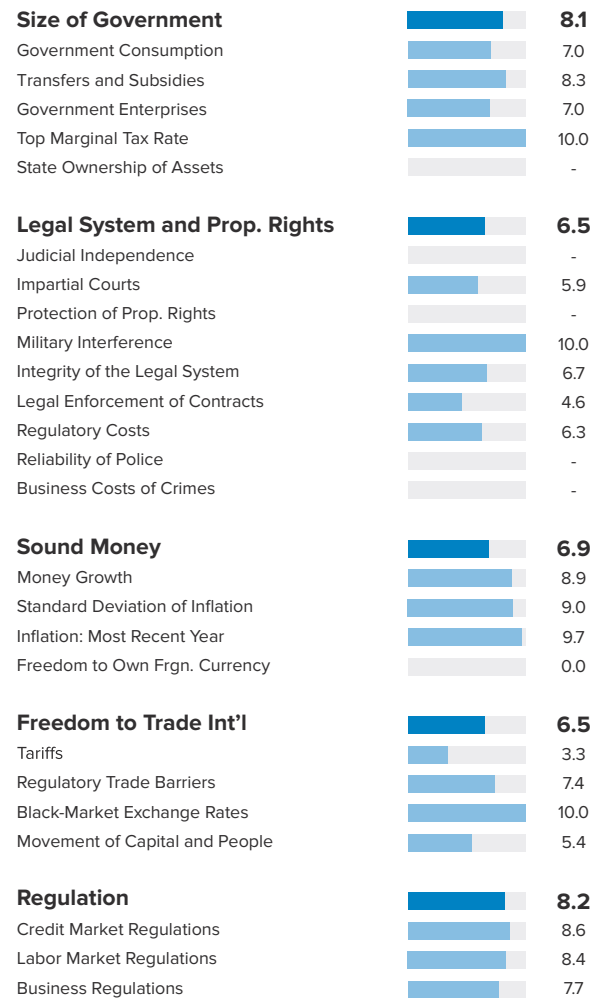
Score 7.87



Economic Freedom

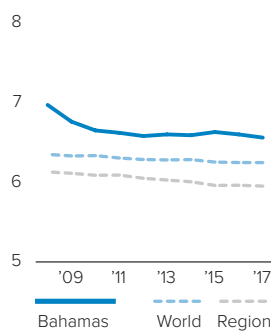
58/162 Ranking

Score 7.25

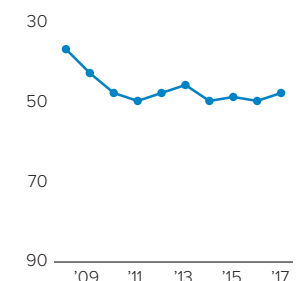


Human Freedom

Score over Time



Ranking over Time



BAHAMAS

LATIN AMERICA & THE CARIBBEAN

	2008	2009	2010	2011	2012	2013	2014	2015	2016	2017
Human Freedom Ranking	7.97	7.76	7.65	7.62	7.58	7.6	7.59	7.63	7.6	7.56
	37	43	48	50	48	46	50	49	50	48
Economic Freedom	7.61	7.48	7.39	7.32	7.31	7.34	7.34	7.35	7.33	7.25
Personal Freedom	8.32	8.04	7.91	7.92	7.86	7.86	7.84	7.92	7.87	7.87
Rule of Law	7.1	6.6	6.5	6.3	6.1	6.1	6.1	6.6	6.4	6.4
Procedural Justice	-	-	-	-	-	-	-	6.9	6.9	6.9
Civil Justice	-	-	-	-	-	-	-	6.2	6.0	6.0
Criminal Justice	-	-	-	-	-	-	-	6.8	6.3	6.3
Security and Safety	7.2	6.7	6.7	6.7	6.7	6.6	6.7	6.7	6.7	6.7
Homicide	1.6	0.2	0.0	0.0	0.0	0.0	0.0	0.0	0.0	0.0
Disappearance, Conflict, Terrorism	10.0	10.0	10.0	10.0	10.0	9.7	10.0	10.0	10.0	10.0
Women's Security, Safety	10.0	10.0	10.0	10.0	10.0	10.0	10.0	10.0	10.0	10.0
Movement	10.0	10.0	10.0	10.0	10.0	10.0	10.0	10.0	10.0	10.0
Freedom of Domestic Movement	10.0	10.0	10.0	10.0	10.0	10.0	10.0	10.0	10.0	10.0
Freedom of Foreign Movement	10.0	10.0	10.0	10.0	10.0	10.0	10.0	10.0	10.0	10.0
Women's Freedom of Movement	10.0	10.0	10.0	10.0	10.0	-	-	-	-	10.0
Religious Freedom	8.8	8.6	7.8	8.2	8.1	8.3	8.1	7.8	7.9	7.9
Freedom to Establish Religious Org.	-	-	-	-	-	-	-	-	-	-
Harassment and Physical Hostilities	9.9	9.8	9.4	9.7	9.7	9.7	9.6	9.4	9.4	9.4
Legal and Regulatory Costs	7.6	7.4	6.2	6.8	6.5	6.9	6.7	6.3	6.4	6.4
Assoc., Assembly, and Civil Society	-	-	-	-	-	-	-	-	-	-
Freedom of Association	-	-	-	-	-	-	-	-	-	-
Assembly and Demonstration	-	-	-	-	-	-	-	-	-	-
Est. & Operate Political Parties	-	-	-	-	-	-	-	-	-	-
Est. & Operate Professional Organizations	-	-	-	-	-	-	-	-	-	-
Est. & Operate Edu., Sporting, and Cultural	-	-	-	-	-	-	-	-	-	-
Expression and Information	9.1	9.1	9.1	9.1	9.2	9.1	9.0	9.0	8.9	8.9
Press Killed	10.0	10.0	10.0	10.0	10.0	10.0	10.0	10.0	10.0	10.0
Press Jailed	10.0	10.0	10.0	10.0	10.0	10.0	10.0	10.0	10.0	10.0
Laws and Reg. That Influence Media	9.0	9.0	9.0	9.0	9.0	8.7	8.3	8.3	8.3	8.3
Political Pressure, Control Media	7.5	7.5	7.5	7.5	7.8	7.8	7.8	7.5	7.3	7.3
Access to Cable and Satellite	-	-	-	-	-	-	-	-	-	-
Freedom of Access to Frgn. Info.	-	-	-	-	-	-	-	-	-	-
State Control over Internet Access	-	-	-	-	-	-	-	-	-	-
Identity and Relationships	10.0	10.0	10.0	10.0	10.0	10.0	10.0	10.0	10.0	10.0
Legal Gender	-	-	-	-	-	-	-	-	-	-
Same-Sex Relationships	10.0	10.0	10.0	10.0	10.0	10.0	10.0	10.0	10.0	10.0
Divorce	10.0	10.0	10.0	10.0	10.0	10.0	10.0	10.0	10.0	10.0

BAHRAIN

MIDDLE EAST & NORTH AFRICA

Ranking

95

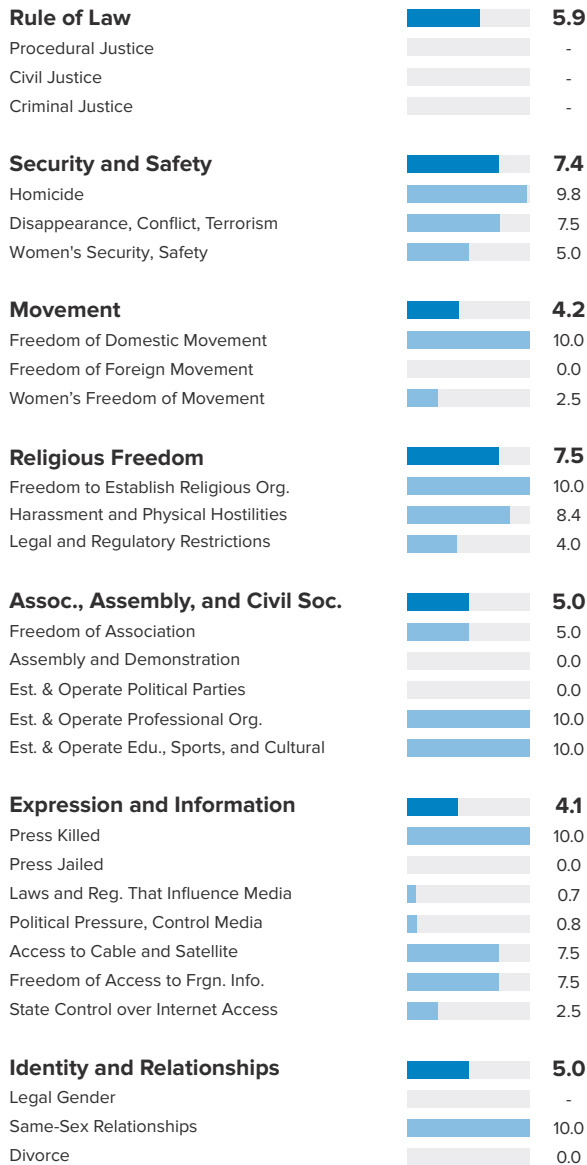
Score

6.63

Personal Freedom

126/162 Ranking

Score 5.91



Economic Freedom

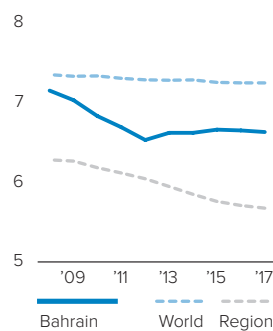
50/162 Ranking

Score 7.35

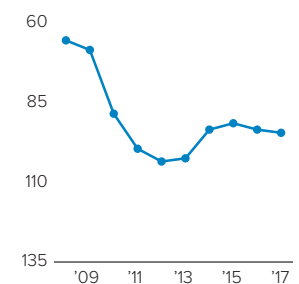


Human Freedom

Score over Time



Ranking over Time



BAHRAIN

MIDDLE EAST & NORTH AFRICA

	2008	2009	2010	2011	2012	2013	2014	2015	2016	2017
Human Freedom Ranking	7.15 66	7.03 69	6.83 89	6.69 100	6.53 104	6.62 103	6.62 94	6.66 92	6.65 94	6.63 95
Economic Freedom	7.41	7.22	7.26	7.37	7.13	7.14	7.18	7.11	7.24	7.35
Personal Freedom	6.88	6.85	6.39	6.00	5.93	6.09	6.07	6.20	6.07	5.91
Rule of Law	6.2	6.2	6.1	6.0	5.6	5.7	5.8	5.9	5.9	5.9
Procedural Justice	-	-	-	-	-	-	-	-	-	-
Civil Justice	-	-	-	-	-	-	-	-	-	-
Criminal Justice	-	-	-	-	-	-	-	-	-	-
Security and Safety	8.9	8.9	8.5	7.1	7.3	7.3	7.2	7.5	7.7	7.4
Homicide	9.8	9.6	9.6	9.8	9.9	9.8	9.8	9.8	9.8	9.8
Disappearance, Conflict, Terrorism	9.4	9.5	8.5	6.5	7.2	7.2	6.9	7.6	8.4	7.5
Women's Security, Safety	7.5	7.5	7.5	5.0	5.0	5.0	5.0	5.0	5.0	5.0
Movement	8.3	8.3	6.7	6.7	6.7	6.7	6.7	6.7	5.0	4.2
Freedom of Domestic Movement	10.0	10.0	5.0	5.0	10.0	10.0	10.0	10.0	5.0	10.0
Freedom of Foreign Movement	10.0	10.0	10.0	10.0	5.0	5.0	5.0	5.0	5.0	0.0
Women's Freedom of Movement	5.0	5.0	5.0	5.0	5.0	5.0	5.0	5.0	5.0	2.5
Religious Freedom	5.9	5.7	5.3	6.5	6.2	6.5	7.5	7.8	7.5	7.5
Freedom to Establish Religious Org.	2.9	2.9	2.9	7.5	7.5	7.5	10.0	10.0	10.0	10.0
Harassment and Physical Hostilities	9.3	8.7	8.0	7.4	7.0	7.4	7.5	8.3	8.4	8.4
Legal and Regulatory Costs	5.6	5.6	5.1	4.7	4.1	4.5	4.9	5.0	4.0	4.0
Assoc., Assembly, and Civil Society	5.3	5.3	5.3	5.8	5.8	5.8	5.0	5.0	5.0	5.0
Freedom of Association	5.0	5.0	5.0	5.0	5.0	5.0	5.0	5.0	5.0	5.0
Assembly and Demonstration	5.0	5.0	5.0	2.5	2.5	2.5	0.0	0.0	0.0	0.0
Est. & Operate Political Parties	4.2	4.2	4.2	6.3	6.3	6.3	0.0	0.0	0.0	0.0
Est. & Operate Professional Organizations	7.1	7.1	7.1	7.5	7.5	7.5	10.0	10.0	10.0	10.0
Est. & Operate Edu., Sporting, and Cultural	5.4	5.4	5.4	7.5	7.5	7.5	10.0	10.0	10.0	10.0
Expression and Information	6.5	6.5	5.0	3.4	3.4	4.5	4.1	4.1	4.1	4.1
Press Killed	10.0	10.0	10.0	0.0	0.0	10.0	10.0	10.0	10.0	10.0
Press Jailed	10.0	10.0	0.0	2.2	2.3	0.0	0.0	0.0	0.0	0.0
Laws and Reg. That Influence Media	2.0	2.0	1.7	0.7	0.7	0.7	0.7	0.7	0.7	0.7
Political Pressure, Control Media	3.3	3.3	3.3	1.3	0.8	0.8	0.8	0.8	0.8	0.8
Access to Cable and Satellite	10.0	10.0	10.0	10.0	10.0	10.0	7.5	7.5	7.5	7.5
Freedom of Access to Frgn. Info.	6.7	6.7	6.7	7.5	7.5	7.5	7.5	7.5	7.5	7.5
State Control over Internet Access	3.3	3.3	3.3	2.5	2.5	2.5	2.5	2.5	2.5	2.5
Identity and Relationships	5.0	5.0	5.0	5.0	5.0	5.0	5.0	5.0	5.0	5.0
Legal Gender	-	-	-	-	-	-	-	-	-	-
Same-Sex Relationships	10.0	10.0	10.0	10.0	10.0	10.0	10.0	10.0	10.0	10.0
Divorce	0.0	0.0	0.0	0.0	0.0	0.0	0.0	0.0	0.0	0.0

BANGLADESH

SOUTH ASIA

Ranking

138

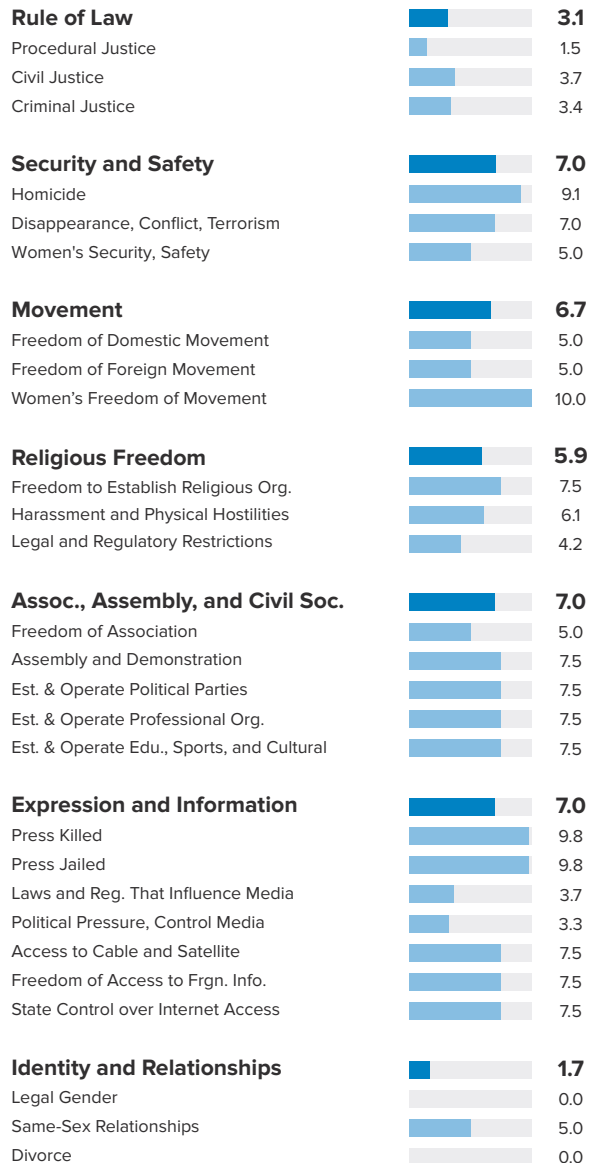
Score

5.77

Personal Freedom

142/162 Ranking

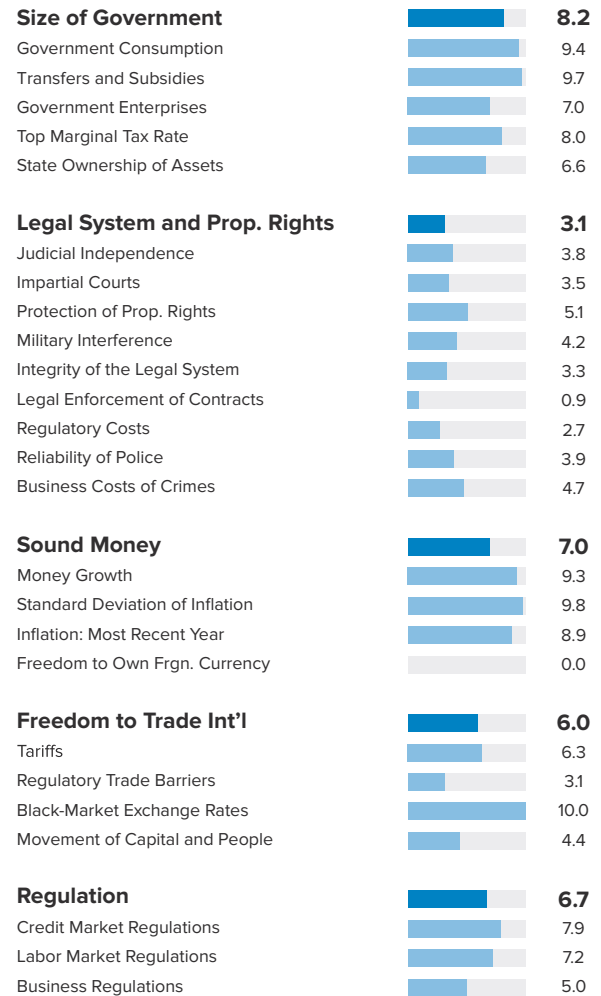
Score 5.37



Economic Freedom

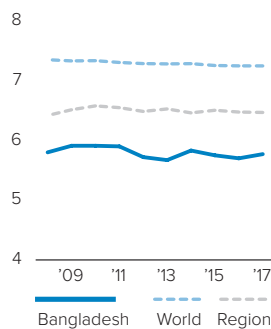
123/162 Ranking

Score 6.18

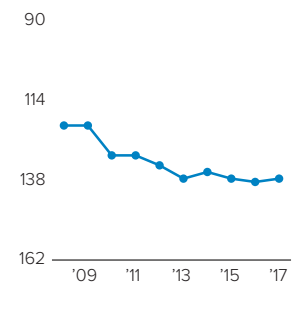


Human Freedom

Score over Time



Ranking over Time



BANGLADESH

SOUTH ASIA

	2008	2009	2010	2011	2012	2013	2014	2015	2016	2017
Human Freedom Ranking	5.80	5.91	5.91	5.90	5.72	5.67	5.83	5.75	5.70	5.77
Economic Freedom	6.01	6.22	6.21	6.19	6.11	6.28	6.21	6.21	6.19	6.18
Personal Freedom	5.60	5.60	5.61	5.62	5.33	5.06	5.44	5.30	5.20	5.37
Rule of Law	3.5	3.5	3.5	3.5	3.1	3.1	3.4	3.1	3.1	3.1
Procedural Justice	3.4	3.4	3.4	3.4	2.6	2.6	2.9	2.0	1.5	1.5
Civil Justice	3.2	3.2	3.2	3.2	3.6	3.6	3.9	3.9	3.7	3.7
Criminal Justice	3.8	3.8	3.8	3.8	2.9	2.9	3.3	3.3	3.4	3.4
Security and Safety	8.1	8.1	8.1	8.2	8.1	7.3	6.9	7.3	7.0	7.0
Homicide	8.9	8.9	9.0	9.0	8.9	8.9	8.9	9.0	9.1	9.1
Disappearance, Conflict, Terrorism	8.0	8.0	8.0	8.0	8.0	8.0	7.0	7.8	6.9	7.0
Women's Security, Safety	7.5	7.5	7.5	7.5	7.5	5.0	5.0	5.0	5.0	5.0
Movement	6.7	6.7	6.7	6.7	5.0	5.0	5.0	5.0	5.0	6.7
Freedom of Domestic Movement	5.0	5.0	5.0	5.0	5.0	5.0	5.0	5.0	5.0	5.0
Freedom of Foreign Movement	10.0	10.0	10.0	10.0	5.0	5.0	5.0	5.0	5.0	5.0
Women's Freedom of Movement	5.0	5.0	5.0	5.0	5.0	5.0	5.0	5.0	5.0	10.0
Religious Freedom	6.1	5.9	5.8	5.9	6.0	5.5	6.9	6.6	5.9	5.9
Freedom to Establish Religious Org.	5.8	5.8	5.8	5.0	5.0	5.0	7.5	7.5	7.5	7.5
Harassment and Physical Hostilities	7.5	6.9	6.1	7.0	7.0	6.1	7.2	7.1	6.1	6.1
Legal and Regulatory Costs	4.9	4.9	5.5	5.8	6.1	5.3	6.1	5.0	4.2	4.2
Assoc., Assembly, and Civil Society	6.1	6.1	6.1	6.3	6.3	6.3	7.0	7.0	7.0	7.0
Freedom of Association	7.5	7.5	7.5	7.5	7.5	7.5	5.0	5.0	5.0	5.0
Assembly and Demonstration	7.5	7.5	7.5	5.0	5.0	5.0	7.5	7.5	7.5	7.5
Est. & Operate Political Parties	4.2	4.2	4.2	7.5	7.5	7.5	7.5	7.5	7.5	7.5
Est. & Operate Professional Organizations	7.1	7.1	7.1	5.0	5.0	5.0	7.5	7.5	7.5	7.5
Est. & Operate Edu., Sporting, and Cultural	4.2	4.2	4.2	6.3	6.3	6.3	7.5	7.5	7.5	7.5
Expression and Information	8.1	8.4	8.4	8.2	8.1	8.1	7.3	6.9	7.0	7.0
Press Killed	10.0	10.0	10.0	10.0	9.4	9.8	9.4	8.8	10.0	9.8
Press Jailed	9.9	10.0	9.9	10.0	10.0	9.9	9.8	9.7	9.9	9.8
Laws and Reg. That Influence Media	3.3	4.0	4.3	5.0	5.0	5.0	4.7	4.0	3.7	3.7
Political Pressure, Control Media	3.3	4.5	4.8	4.8	4.5	4.3	4.5	3.3	3.3	3.3
Access to Cable and Satellite	10.0	10.0	10.0	7.5	7.5	7.5	7.5	7.5	7.5	7.5
Freedom of Access to Frgn. Info.	10.0	10.0	10.0	10.0	10.0	10.0	7.5	7.5	7.5	7.5
State Control over Internet Access	10.0	10.0	10.0	10.0	10.0	10.0	7.5	7.5	7.5	7.5
Identity and Relationships	0.0	0.0	0.0	0.0	0.0	0.0	2.5	1.7	1.7	1.7
Legal Gender	-	-	-	-	-	-	-	0.0	0.0	0.0
Same-Sex Relationships	0.0	0.0	0.0	0.0	0.0	0.0	5.0	5.0	5.0	5.0
Divorce	0.0	0.0	0.0	0.0	0.0	0.0	0.0	0.0	0.0	0.0

BARBADOS

LATIN AMERICA & THE CARIBBEAN

Ranking

66

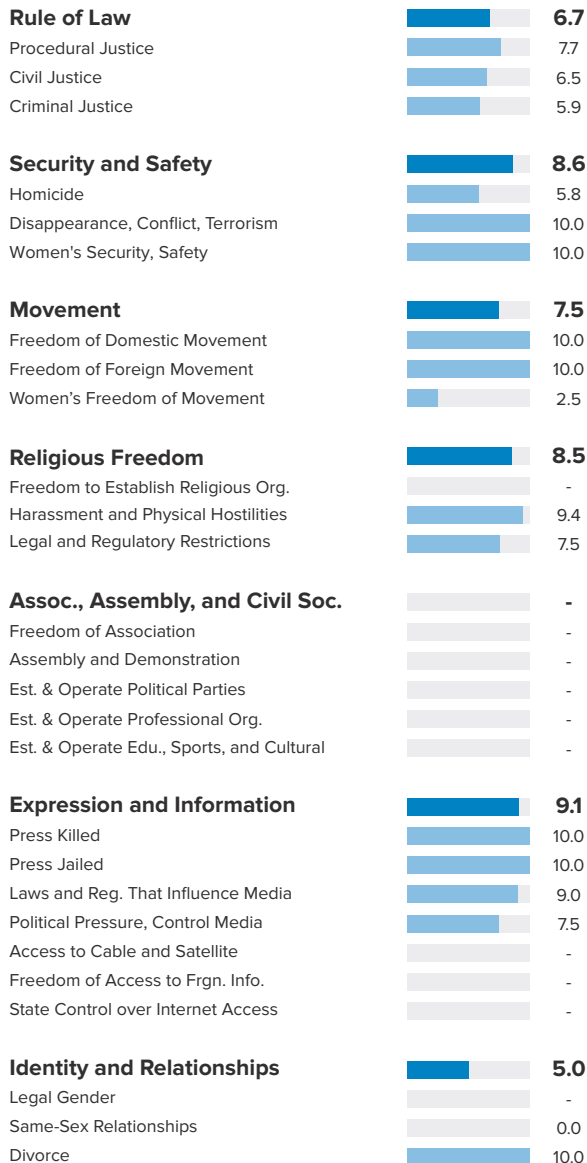
Score

7.02

Personal Freedom

57/162 Ranking

Score 7.59



Economic Freedom

112/162 Ranking

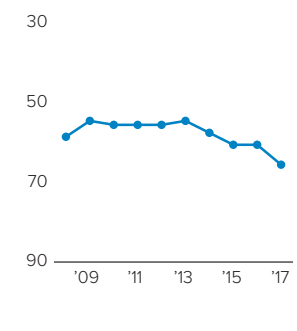
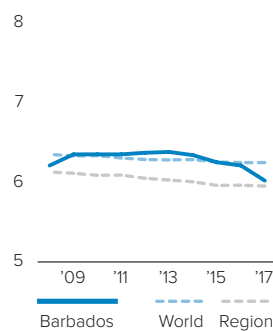
Score 6.45



Human Freedom

Score over Time

Ranking over Time



BARBADOS

LATIN AMERICA & THE CARIBBEAN

	2008	2009	2010	2011	2012	2013	2014	2015	2016	2017
Human Freedom Ranking	7.21	7.35	7.35	7.35	7.37	7.38	7.34	7.25	7.21	7.02
Economic Freedom	6.20	6.52	6.66	6.65	6.69	6.70	6.64	6.50	6.43	6.45
Personal Freedom	8.22	8.17	8.04	8.05	8.05	8.06	8.03	8.00	8.00	7.59
Rule of Law	7.3	6.9	7.0	7.0	6.7	6.8	6.8	7.0	6.7	6.7
Procedural Justice	-	-	-	-	-	-	-	8.0	7.7	7.7
Civil Justice	-	-	-	-	-	-	-	6.8	6.5	6.5
Criminal Justice	-	-	-	-	-	-	-	6.1	5.9	5.9
Security and Safety	8.9	9.1	8.5	8.7	9.0	8.9	8.8	8.5	9.0	8.6
Homicide	6.7	7.3	5.6	6.2	6.9	6.6	6.5	5.6	6.9	5.8
Disappearance, Conflict, Terrorism	10.0	10.0	10.0	10.0	10.0	10.0	10.0	10.0	10.0	10.0
Women's Security, Safety	10.0	10.0	10.0	10.0	10.0	10.0	10.0	10.0	10.0	10.0
Movement	10.0	10.0	10.0	10.0	10.0	10.0	10.0	10.0	10.0	7.5
Freedom of Domestic Movement	10.0	10.0	10.0	10.0	10.0	10.0	10.0	10.0	10.0	10.0
Freedom of Foreign Movement	10.0	10.0	10.0	10.0	10.0	10.0	10.0	10.0	10.0	10.0
Women's Freedom of Movement	-	-	-	-	-	-	-	-	-	2.5
Religious Freedom	9.3	9.3	9.2	8.8	8.8	9.0	8.9	8.8	8.5	8.5
Freedom to Establish Religious Org.	-	-	-	-	-	-	-	-	-	-
Harassment and Physical Hostilities	9.9	9.7	9.6	9.4	9.4	9.6	9.3	9.4	9.4	9.4
Legal and Regulatory Costs	8.8	8.9	8.9	8.2	8.2	8.5	8.5	8.2	7.5	7.5
Assoc., Assembly, and Civil Society	-	-	-	-	-	-	-	-	-	-
Freedom of Association	-	-	-	-	-	-	-	-	-	-
Assembly and Demonstration	-	-	-	-	-	-	-	-	-	-
Est. & Operate Political Parties	-	-	-	-	-	-	-	-	-	-
Est. & Operate Professional Organizations	-	-	-	-	-	-	-	-	-	-
Est. & Operate Edu., Sporting, and Cultural	-	-	-	-	-	-	-	-	-	-
Expression and Information	9.1	9.1	9.1	9.1	9.2	9.2	9.2	9.2	9.1	9.1
Press Killed	10.0	10.0	10.0	10.0	10.0	10.0	10.0	10.0	10.0	10.0
Press Jailed	10.0	10.0	10.0	10.0	10.0	10.0	10.0	10.0	10.0	10.0
Laws and Reg. That Influence Media	9.0	9.0	9.0	9.0	9.0	9.0	9.0	9.0	9.0	9.0
Political Pressure, Control Media	7.5	7.5	7.5	7.5	7.8	7.8	7.8	7.8	7.5	7.5
Access to Cable and Satellite	-	-	-	-	-	-	-	-	-	-
Freedom of Access to Frgn. Info.	-	-	-	-	-	-	-	-	-	-
State Control over Internet Access	-	-	-	-	-	-	-	-	-	-
Identity and Relationships	5.0	5.0	5.0	5.0	5.0	5.0	5.0	5.0	5.0	5.0
Legal Gender	-	-	-	-	-	-	-	-	-	-
Same-Sex Relationships	0.0	0.0	0.0	0.0	0.0	0.0	0.0	0.0	0.0	0.0
Divorce	10.0	10.0	10.0	10.0	10.0	10.0	10.0	10.0	10.0	10.0

BELARUS

EASTERN EUROPE

Ranking

92

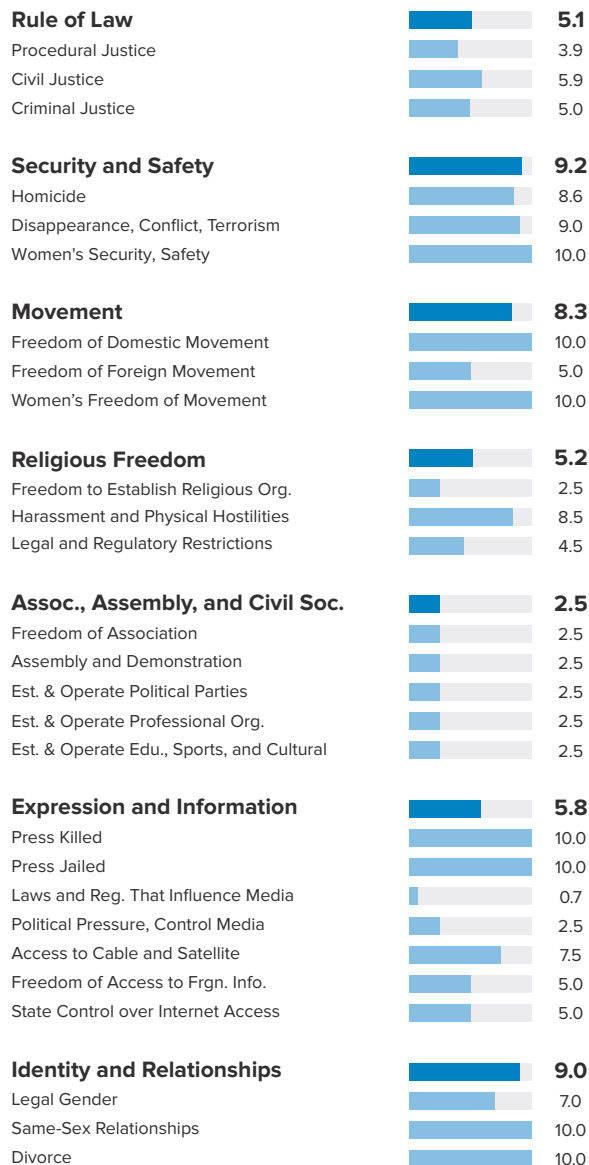
Score

6.65

Personal Freedom

91/162 Ranking

Score 6.66



Economic Freedom

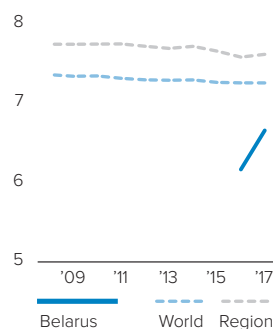
99/162 Ranking

Score 6.64

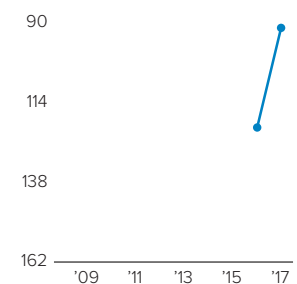


Human Freedom

Score over Time



Ranking over Time



BELARUS

EASTERN EUROPE

	2008	2009	2010	2011	2012	2013	2014	2015	2016	2017
Human Freedom	-	-	-	-	-	-	-	-	6.16	6.65
Ranking	-	-	-	-	-	-	-	-	122	92
Economic Freedom	-	-	-	-	-	-	-	-	6.08	6.64
Personal Freedom	-	-	-	-	-	-	-	-	6.24	6.66
Rule of Law	-	-	-	-	-	-	-	-	5.1	5.1
Procedural Justice	-	-	-	-	-	-	-	-	3.9	3.9
Civil Justice	-	-	-	-	-	-	-	-	5.9	5.9
Criminal Justice	-	-	-	-	-	-	-	-	5.0	5.0
Security and Safety	-	-	-	-	-	-	-	-	9.2	9.2
Homicide	-	-	-	-	-	-	-	-	8.6	8.6
Disappearance, Conflict, Terrorism	-	-	-	-	-	-	-	-	9.0	9.0
Women's Security, Safety	-	-	-	-	-	-	-	-	10.0	10.0
Movement	-	-	-	-	-	-	-	-	5.0	8.3
Freedom of Domestic Movement	-	-	-	-	-	-	-	-	5.0	10.0
Freedom of Foreign Movement	-	-	-	-	-	-	-	-	0.0	5.0
Women's Freedom of Movement	-	-	-	-	-	-	-	-	10.0	10.0
Religious Freedom	-	-	-	-	-	-	-	-	5.2	5.2
Freedom to Establish Religious Org.	-	-	-	-	-	-	-	-	2.5	2.5
Harassment and Physical Hostilities	-	-	-	-	-	-	-	-	8.5	8.5
Legal and Regulatory Costs	-	-	-	-	-	-	-	-	4.5	4.5
Assoc., Assembly, and Civil Society	-	-	-	-	-	-	-	-	2.5	2.5
Freedom of Association	-	-	-	-	-	-	-	-	2.5	2.5
Assembly and Demonstration	-	-	-	-	-	-	-	-	2.5	2.5
Est. & Operate Political Parties	-	-	-	-	-	-	-	-	2.5	2.5
Est. & Operate Professional Organizations	-	-	-	-	-	-	-	-	2.5	2.5
Est. & Operate Edu., Sporting, and Cultural	-	-	-	-	-	-	-	-	2.5	2.5
Expression and Information	-	-	-	-	-	-	-	-	5.8	5.8
Press Killed	-	-	-	-	-	-	-	-	10.0	10.0
Press Jailed	-	-	-	-	-	-	-	-	10.0	10.0
Laws and Reg. That Influence Media	-	-	-	-	-	-	-	-	0.7	0.7
Political Pressure, Control Media	-	-	-	-	-	-	-	-	2.5	2.5
Access to Cable and Satellite	-	-	-	-	-	-	-	-	7.5	7.5
Freedom of Access to Frgn. Info.	-	-	-	-	-	-	-	-	5.0	5.0
State Control over Internet Access	-	-	-	-	-	-	-	-	5.0	5.0
Identity and Relationships	-	-	-	-	-	-	-	-	8.2	9.0
Legal Gender	-	-	-	-	-	-	-	-	7.0	7.0
Same-Sex Relationships	-	-	-	-	-	-	-	-	10.0	10.0
Divorce	-	-	-	-	-	-	-	-	7.5	10.0

BELGIUM

WESTERN EUROPE

Ranking

23

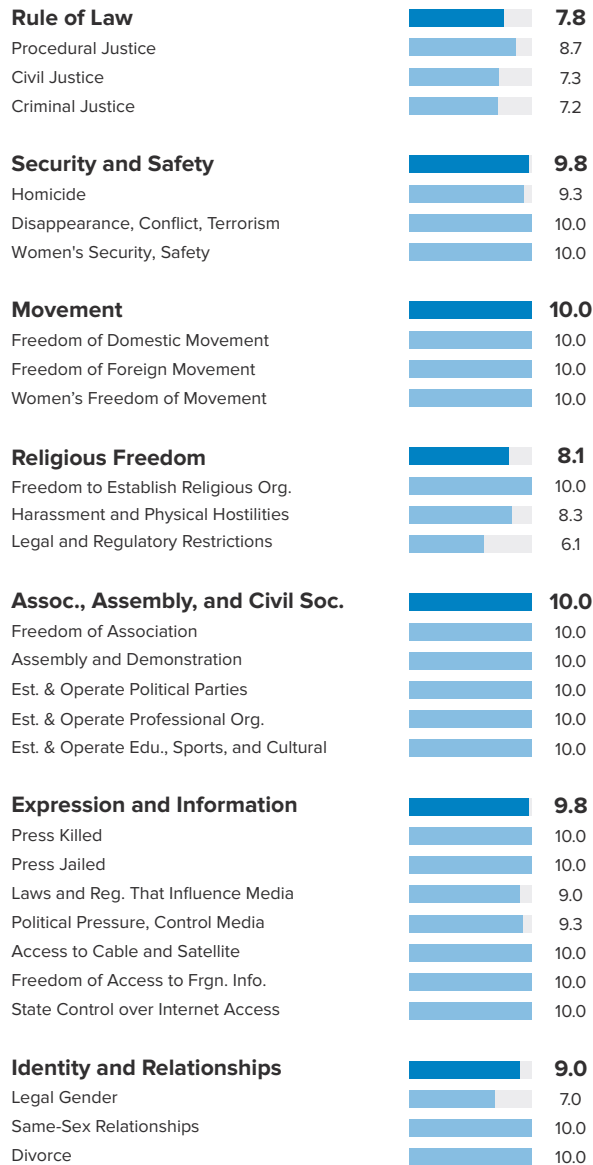
Score

8.29

Personal Freedom

14/162 Ranking

Score 9.07



Economic Freedom

40/162 Ranking

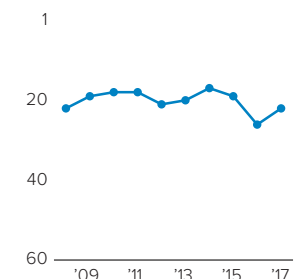
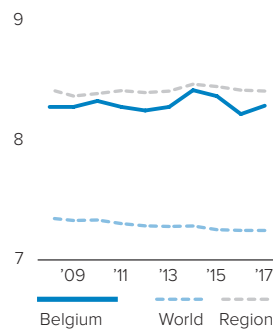
Score 7.51



Human Freedom

Score over Time

Ranking over Time



BELGIUM

WESTERN EUROPE

	2008	2009	2010	2011	2012	2013	2014	2015	2016	2017
Human Freedom Ranking	8.28	8.28	8.33	8.28	8.25	8.28	8.42	8.37	8.22	8.29
Economic Freedom	7.50	7.45	7.56	7.50	7.48	7.51	7.73	7.57	7.46	7.51
Personal Freedom	9.06	9.10	9.09	9.06	9.03	9.06	9.10	9.16	8.98	9.07
Rule of Law	7.5	7.5	7.5	7.5	7.4	7.4	7.5	8.1	7.8	7.8
Procedural Justice	8.4	8.4	8.4	8.4	8.5	8.5	8.5	9.1	8.7	8.7
Civil Justice	6.8	6.8	6.8	6.8	6.9	6.9	7.2	7.6	7.3	7.3
Criminal Justice	7.2	7.2	7.2	7.2	6.7	6.7	6.7	7.6	7.2	7.2
Security and Safety	9.7	9.7	9.7	9.7	9.7	9.8	9.7	9.7	9.4	9.8
Homicide	9.2	9.3	9.3	9.2	9.3	9.3	9.3	9.2	9.4	9.3
Disappearance, Conflict, Terrorism	10.0	10.0	10.0	10.0	10.0	10.0	10.0	10.0	8.8	10.0
Women's Security, Safety	9.8	9.8	9.8	9.8	9.8	10.0	10.0	10.0	10.0	10.0
Movement	10.0	10.0	10.0	10.0	10.0	10.0	10.0	10.0	10.0	10.0
Freedom of Domestic Movement	10.0	10.0	10.0	10.0	10.0	10.0	10.0	10.0	10.0	10.0
Freedom of Foreign Movement	10.0	10.0	10.0	10.0	10.0	10.0	10.0	10.0	10.0	10.0
Women's Freedom of Movement	10.0	10.0	10.0	10.0	10.0	10.0	10.0	10.0	10.0	10.0
Religious Freedom	8.3	8.7	8.6	8.2	8.2	8.3	8.2	8.3	8.1	8.1
Freedom to Establish Religious Org.	10.0	10.0	10.0	10.0	10.0	10.0	10.0	10.0	10.0	10.0
Harassment and Physical Hostilities	8.8	9.0	8.7	8.7	8.3	8.8	8.7	8.3	8.3	8.3
Legal and Regulatory Restrictions	6.0	7.1	7.0	6.0	6.3	6.0	6.0	6.6	6.1	6.1
Assoc., Assembly, and Civil Society	9.7	9.7	9.7	9.8	9.8	9.8	10.0	10.0	10.0	10.0
Freedom of Association	10.0	10.0	10.0	10.0	10.0	10.0	10.0	10.0	10.0	10.0
Assembly and Demonstration	10.0	10.0	10.0	10.0	10.0	10.0	10.0	10.0	10.0	10.0
Est. & Operate Political Parties	10.0	10.0	10.0	10.0	10.0	10.0	10.0	10.0	10.0	10.0
Est. & Operate Professional Organizations	10.0	10.0	10.0	10.0	10.0	10.0	10.0	10.0	10.0	10.0
Est. & Operate Edu., Sporting, and Cultural	8.3	8.3	8.3	8.8	8.8	8.8	10.0	10.0	10.0	10.0
Expression and Information	9.7	9.7	9.7	9.8	9.8	9.8	9.8	9.8	9.8	9.8
Press Killed	10.0	10.0	10.0	10.0	10.0	10.0	10.0	10.0	10.0	10.0
Press Jailed	10.0	10.0	10.0	10.0	10.0	10.0	10.0	10.0	10.0	10.0
Laws and Reg. That Influence Media	9.0	9.0	9.0	9.3	9.3	9.3	9.3	9.3	9.0	9.0
Political Pressure, Control Media	9.0	9.0	9.0	9.0	9.0	9.0	9.0	9.0	9.3	9.3
Access to Cable and Satellite	10.0	10.0	10.0	10.0	10.0	10.0	10.0	10.0	10.0	10.0
Freedom of Access to Frgn. Info.	10.0	10.0	10.0	10.0	10.0	10.0	10.0	10.0	10.0	10.0
State Control over Internet Access	10.0	10.0	10.0	10.0	10.0	10.0	10.0	10.0	10.0	10.0
Identity and Relationships	10.0	10.0	10.0	10.0	10.0	10.0	10.0	9.0	9.0	9.0
Legal Gender	-	-	-	-	-	-	-	7.0	7.0	7.0
Same-Sex Relationships	10.0	10.0	10.0	10.0	10.0	10.0	10.0	10.0	10.0	10.0
Divorce	10.0	10.0	10.0	10.0	10.0	10.0	10.0	10.0	10.0	10.0

BELIZE

LATIN AMERICA & THE CARIBBEAN

Ranking

68

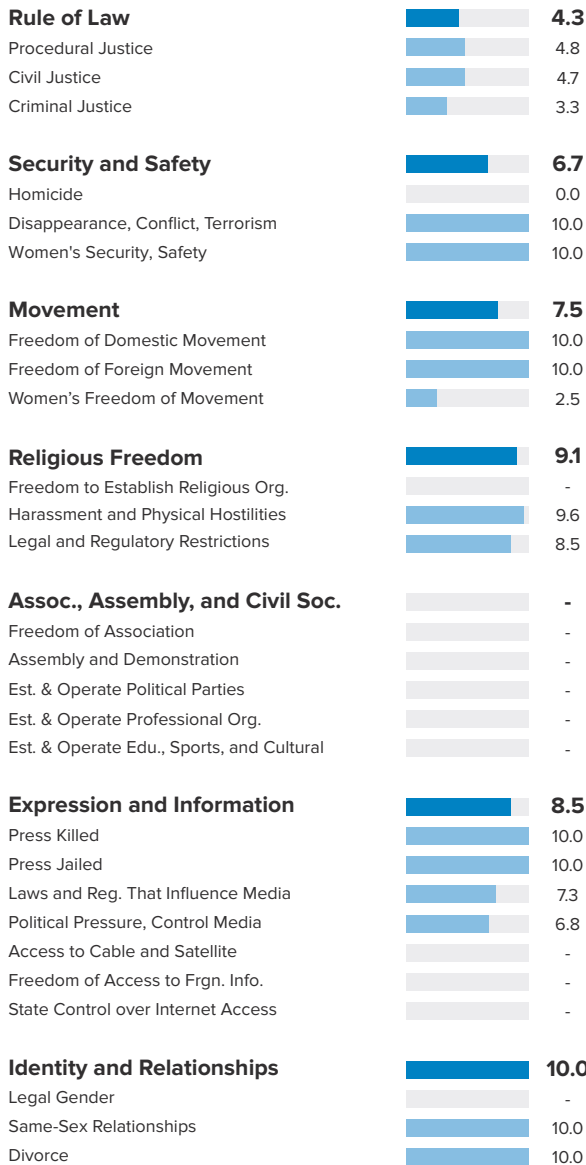
Score

6.95

Personal Freedom

74/162 Ranking

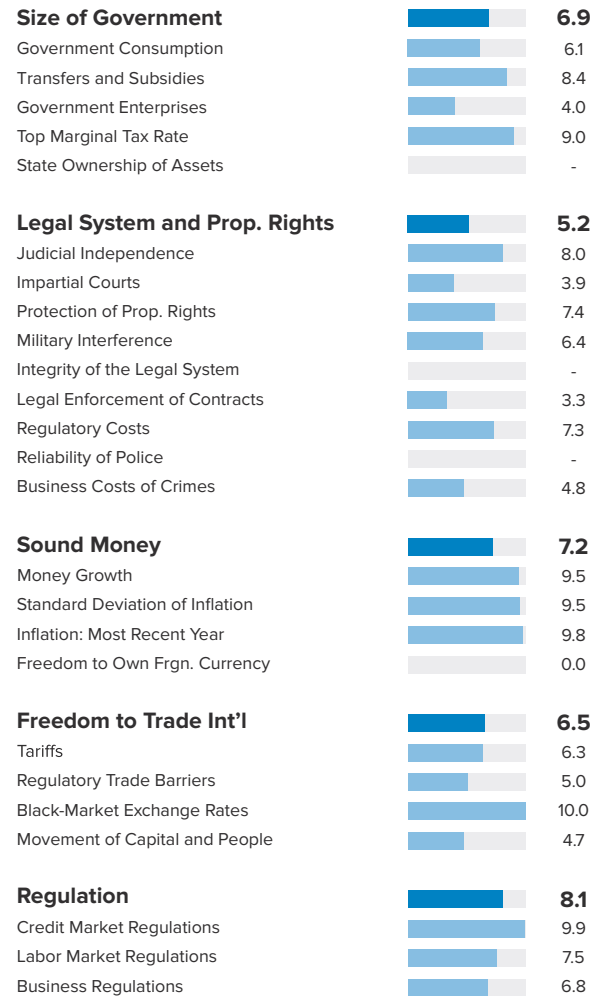
Score 7.12



Economic Freedom

85/162 Ranking

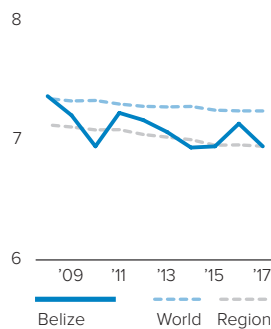
Score 6.78



Human Freedom

Score over Time

Ranking over Time



	2008	2009	2010	2011	2012	2013	2014	2015	2016	2017
Human Freedom Ranking	7.37	7.21	6.95	7.23	7.17	7.07	6.94	6.95	7.14	6.95
Economic Freedom	7.33	7.06	6.52	7.12	7.13	7.02	6.89	6.80	6.84	6.78
Personal Freedom	7.40	7.36	7.38	7.35	7.21	7.12	6.98	7.09	7.43	7.12
Rule of Law	5.2	5.0	5.0	4.8	4.5	4.5	3.8	4.0	4.3	4.3
Procedural Justice	-	-	-	-	-	-	3.5	4.2	4.8	4.8
Civil Justice	-	-	-	-	-	-	4.9	4.7	4.7	4.7
Criminal Justice	-	-	-	-	-	-	2.9	3.2	3.3	3.3
Security and Safety	6.7	6.7	6.7	6.7	6.7	6.3	6.7	6.7	6.7	6.7
Homicide	0.0	0.0	0.0	0.0	0.0	0.0	0.0	0.0	0.0	0.0
Disappearance, Conflict, Terrorism	10.0	10.0	10.0	10.0	10.0	9.0	10.0	10.0	10.0	10.0
Women's Security, Safety	10.0	10.0	10.0	10.0	10.0	10.0	10.0	10.0	10.0	10.0
Movement	10.0	10.0	10.0	10.0	10.0	10.0	10.0	10.0	10.0	7.5
Freedom of Domestic Movement	10.0	10.0	10.0	10.0	10.0	10.0	10.0	10.0	10.0	10.0
Freedom of Foreign Movement	10.0	10.0	10.0	10.0	10.0	10.0	10.0	10.0	10.0	10.0
Women's Freedom of Movement	-	-	-	-	-	-	-	-	-	2.5
Religious Freedom	9.1	9.2	9.4	9.5	9.1	9.1	8.7	9.1	9.1	9.1
Freedom to Establish Religious Org.	-	-	-	-	-	-	-	-	-	-
Harassment and Physical Hostilities	10.0	10.0	9.9	9.9	9.9	9.9	9.7	9.9	9.6	9.6
Legal and Regulatory Restrictions	8.2	8.4	8.9	9.1	8.2	8.2	7.7	8.3	8.5	8.5
Assoc., Assembly, and Civil Society	-	-	-	-	-	-	-	-	-	-
Freedom of Association	-	-	-	-	-	-	-	-	-	-
Assembly and Demonstration	-	-	-	-	-	-	-	-	-	-
Est. & Operate Political Parties	-	-	-	-	-	-	-	-	-	-
Est. & Operate Professional Organizations	-	-	-	-	-	-	-	-	-	-
Est. & Operate Edu., Sporting, and Cultural	-	-	-	-	-	-	-	-	-	-
Expression and Information	8.8	8.8	8.8	8.8	8.8	8.8	8.8	8.8	8.5	8.5
Press Killed	10.0	10.0	10.0	10.0	10.0	10.0	10.0	10.0	10.0	10.0
Press Jailed	10.0	10.0	10.0	10.0	10.0	10.0	10.0	10.0	10.0	10.0
Laws and Reg. That Influence Media	7.3	7.3	7.3	7.3	7.3	7.3	7.3	7.3	7.3	7.3
Political Pressure, Control Media	8.0	8.0	7.8	8.0	7.8	7.8	7.8	7.8	6.8	6.8
Access to Cable and Satellite	-	-	-	-	-	-	-	-	-	-
Freedom of Access to Frgn. Info.	-	-	-	-	-	-	-	-	-	-
State Control over Internet Access	-	-	-	-	-	-	-	-	-	-
Identity and Relationships	7.5	7.5	7.5	7.5	7.5	7.5	7.5	7.5	10.0	10.0
Legal Gender	-	-	-	-	-	-	-	-	-	-
Same-Sex Relationships	5.0	5.0	5.0	5.0	5.0	5.0	5.0	5.0	10.0	10.0
Divorce	10.0	10.0	10.0	10.0	10.0	10.0	10.0	10.0	10.0	10.0

BENIN

SUB-SAHARAN AFRICA

Ranking

85

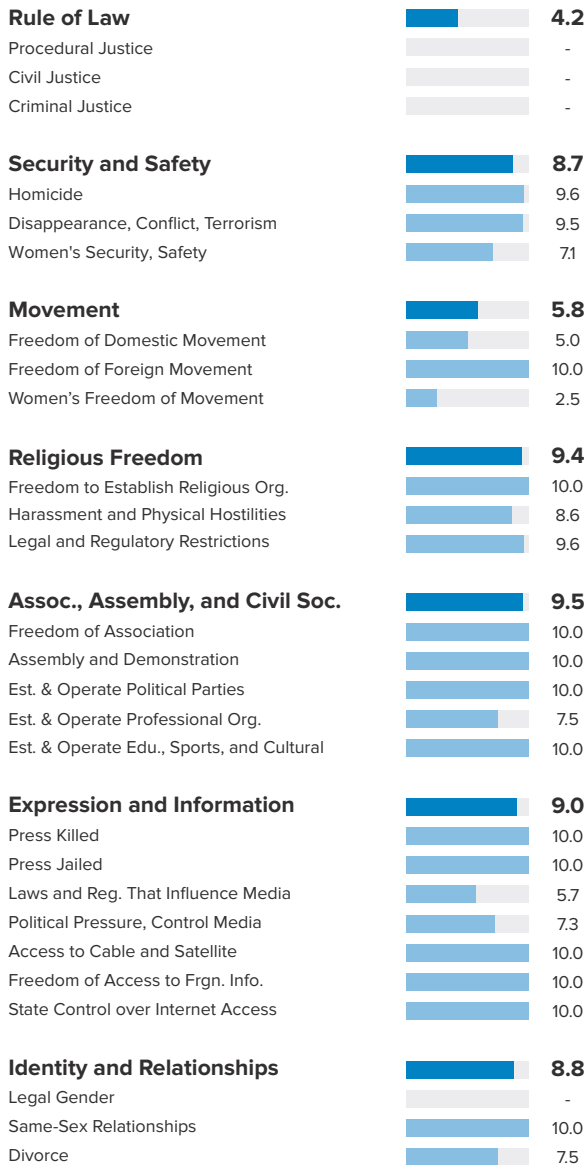
Score

6.77

Personal Freedom

62/162 Ranking

Score 7.47



Economic Freedom

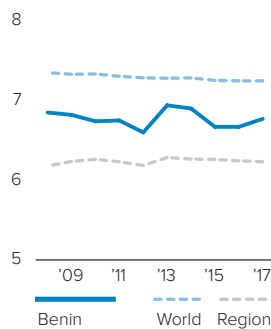
129/162 Ranking

Score 6.08

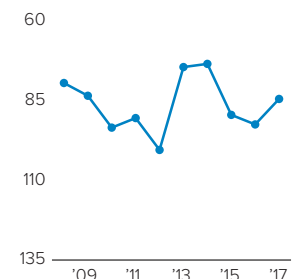


Human Freedom

Score over Time



Ranking over Time



BENIN

SUB-SAHARAN AFRICA

	2008	2009	2010	2011	2012	2013	2014	2015	2016	2017
Human Freedom Ranking	6.85	6.82	6.74	6.75	6.60	6.94	6.90	6.67	6.67	6.77
Economic Freedom	6.24	6.34	6.28	6.18	5.96	6.50	6.23	5.76	6.01	6.08
Personal Freedom	7.46	7.31	7.21	7.32	7.25	7.37	7.57	7.58	7.33	7.47
Rule of Law	4.8	4.6	4.6	4.6	4.3	4.3	4.4	4.4	4.2	4.2
Procedural Justice	-	-	-	-	-	-	-	-	-	-
Civil Justice	-	-	-	-	-	-	-	-	-	-
Criminal Justice	-	-	-	-	-	-	-	-	-	-
Security and Safety	8.0	7.5	7.2	7.2	7.2	7.6	8.0	8.0	8.0	8.7
Homicide	7.4	7.4	7.4	7.4	7.4	7.5	7.5	7.5	7.5	9.6
Disappearance, Conflict, Terrorism	10.0	8.5	7.5	8.5	8.5	8.5	9.5	9.5	9.5	9.5
Women's Security, Safety	6.7	6.7	6.7	5.6	5.6	6.9	6.9	6.9	6.9	7.1
Movement	6.7	6.7	6.7	5.0	5.0	5.0	6.7	6.7	5.0	5.8
Freedom of Domestic Movement	10.0	10.0	10.0	10.0	0.0	0.0	5.0	5.0	0.0	5.0
Freedom of Foreign Movement	0.0	0.0	0.0	0.0	10.0	10.0	10.0	10.0	10.0	10.0
Women's Freedom of Movement	10.0	10.0	10.0	5.0	5.0	5.0	5.0	5.0	5.0	2.5
Religious Freedom	8.8	9.0	8.9	9.8	9.7	9.8	9.7	9.9	9.4	9.4
Freedom to Establish Religious Org.	7.1	7.1	7.1	10.0	10.0	10.0	10.0	10.0	10.0	10.0
Harassment and Physical Hostilities	9.6	10.0	9.7	9.6	9.3	9.6	9.9	10.0	8.6	8.6
Legal and Regulatory Restrictions	9.8	9.8	9.8	9.8	9.8	9.8	9.3	9.6	9.6	9.6
Assoc., Assembly, and Civil Society	8.1	8.1	8.1	10.0	10.0	10.0	9.5	9.5	9.5	9.5
Freedom of Association	10.0	10.0	10.0	10.0	10.0	10.0	10.0	10.0	10.0	10.0
Assembly and Demonstration	7.5	7.5	7.5	10.0	10.0	10.0	10.0	10.0	10.0	10.0
Est. & Operate Political Parties	7.1	7.1	7.1	10.0	10.0	10.0	10.0	10.0	10.0	10.0
Est. & Operate Professional Organizations	7.1	7.1	7.1	10.0	10.0	10.0	7.5	7.5	7.5	7.5
Est. & Operate Edu., Sporting, and Cultural	8.8	8.8	8.8	10.0	10.0	10.0	10.0	10.0	10.0	10.0
Expression and Information	9.1	9.0	9.0	9.0	9.0	9.0	8.9	9.0	9.0	9.0
Press Killed	10.0	10.0	10.0	10.0	10.0	10.0	10.0	10.0	10.0	10.0
Press Jailed	10.0	10.0	10.0	10.0	10.0	10.0	10.0	10.0	10.0	10.0
Laws and Reg. That Influence Media	6.3	6.3	6.3	6.3	6.3	6.0	5.3	5.7	5.7	5.7
Political Pressure, Control Media	7.5	7.0	7.0	7.0	7.0	7.3	7.3	7.0	7.3	7.3
Access to Cable and Satellite	10.0	10.0	10.0	10.0	10.0	10.0	10.0	10.0	10.0	10.0
Freedom of Access to Frgn. Info.	10.0	10.0	10.0	10.0	10.0	10.0	10.0	10.0	10.0	10.0
State Control over Internet Access	10.0	10.0	10.0	10.0	10.0	10.0	10.0	10.0	10.0	10.0
Identity and Relationships	10.0	10.0	10.0	10.0	10.0	10.0	10.0	10.0	10.0	8.8
Legal Gender	-	-	-	-	-	-	-	-	-	-
Same-Sex Relationships	10.0	10.0	10.0	10.0	10.0	10.0	10.0	10.0	10.0	10.0
Divorce	10.0	10.0	10.0	10.0	10.0	10.0	10.0	10.0	10.0	7.5

BHUTAN

SOUTH ASIA

Ranking

105

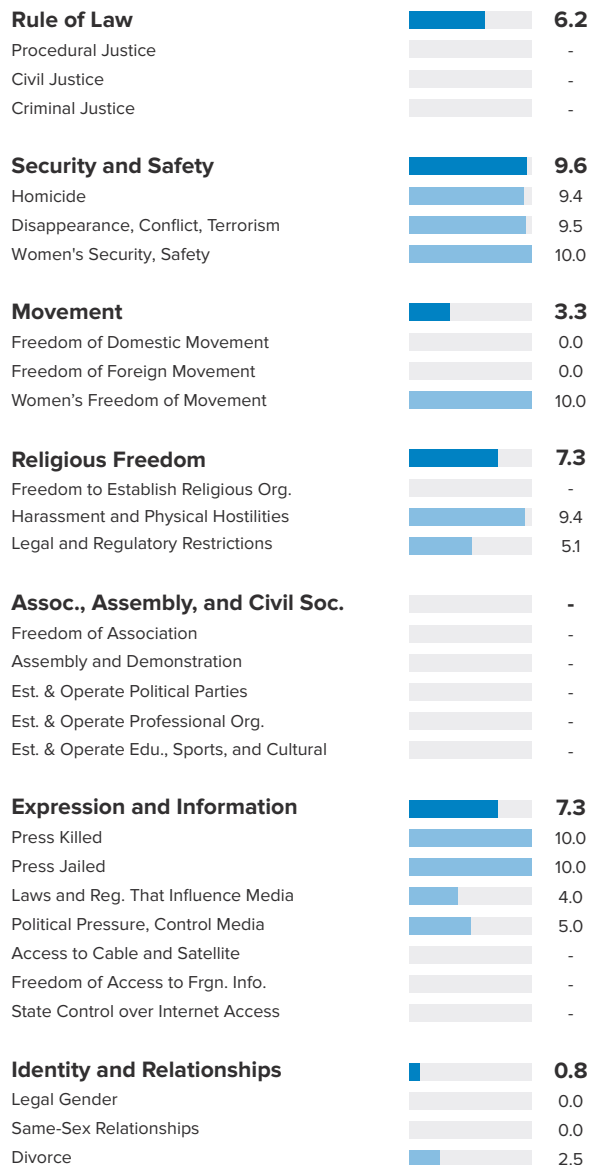
Score

6.53

Personal Freedom

111/162 Ranking

Score 6.29



Economic Freedom

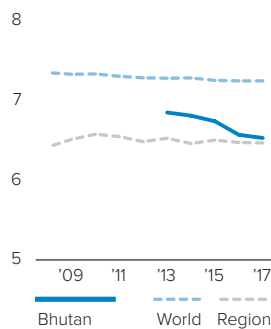
87/162 Ranking

Score 6.77

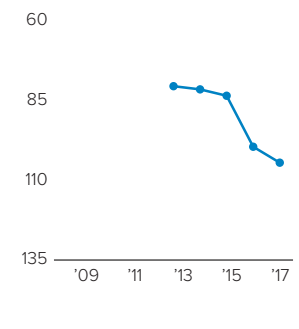


Human Freedom

Score over Time



Ranking over Time



BHUTAN

SOUTH ASIA

	2008	2009	2010	2011	2012	2013	2014	2015	2016	2017
Human Freedom	-	-	-	-	-	6.85	6.81	6.74	6.57	6.53
Ranking	-	-	-	-	-	81	82	84	100	105
Economic Freedom	-	-	-	-	-	6.79	6.83	6.96	6.90	6.77
Personal Freedom	-	-	-	-	-	6.90	6.78	6.51	6.24	6.29
Rule of Law	-	-	-	-	-	5.6	5.7	6.1	6.0	6.2
Procedural Justice	-	-	-	-	-	-	-	-	-	-
Civil Justice	-	-	-	-	-	-	-	-	-	-
Criminal Justice	-	-	-	-	-	-	-	-	-	-
Security and Safety	-	-	-	-	-	8.6	8.8	8.8	8.8	9.6
Homicide	-	-	-	-	-	8.7	9.4	9.4	9.5	9.4
Disappearance, Conflict, Terrorism	-	-	-	-	-	9.5	9.5	9.5	9.5	9.5
Women's Security, Safety	-	-	-	-	-	7.5	7.5	7.5	7.5	10.0
Movement	-	-	-	-	-	8.3	6.7	5.0	3.3	3.3
Freedom of Domestic Movement	-	-	-	-	-	10.0	5.0	5.0	0.0	0.0
Freedom of Foreign Movement	-	-	-	-	-	5.0	5.0	0.0	0.0	0.0
Women's Freedom of Movement	-	-	-	-	-	10.0	10.0	10.0	10.0	10.0
Religious Freedom	-	-	-	-	-	7.5	7.7	7.6	7.3	7.3
Freedom to Establish Religious Org.	-	-	-	-	-	-	-	-	-	-
Harassment and Physical Hostilities	-	-	-	-	-	9.0	8.9	9.3	9.4	9.4
Legal and Regulatory Restrictions	-	-	-	-	-	6.0	6.4	5.9	5.1	5.1
Assoc., Assembly, and Civil Society	-	-	-	-	-	-	-	-	-	-
Freedom of Association	-	-	-	-	-	-	-	-	-	-
Assembly and Demonstration	-	-	-	-	-	-	-	-	-	-
Est. & Operate Political Parties	-	-	-	-	-	-	-	-	-	-
Est. & Operate Professional Organizations	-	-	-	-	-	-	-	-	-	-
Est. & Operate Edu., Sporting, and Cultural	-	-	-	-	-	-	-	-	-	-
Expression and Information	-	-	-	-	-	7.2	7.2	7.3	7.3	7.3
Press Killed	-	-	-	-	-	10.0	10.0	10.0	10.0	10.0
Press Jailed	-	-	-	-	-	10.0	10.0	10.0	10.0	10.0
Laws and Reg. That Influence Media	-	-	-	-	-	4.0	4.0	4.0	4.0	4.0
Political Pressure, Control Media	-	-	-	-	-	4.8	4.8	5.0	5.0	5.0
Access to Cable and Satellite	-	-	-	-	-	-	-	-	-	-
Freedom of Access to Frgn. Info.	-	-	-	-	-	-	-	-	-	-
State Control over Internet Access	-	-	-	-	-	-	-	-	-	-
Identity and Relationships	-	-	-	-	-	3.8	3.8	2.5	2.5	0.8
Legal Gender	-	-	-	-	-	-	-	0.0	0.0	0.0
Same-Sex Relationships	-	-	-	-	-	0.0	0.0	0.0	0.0	0.0
Divorce	-	-	-	-	-	7.5	7.5	7.5	7.5	2.5

BOLIVIA

LATIN AMERICA & THE CARIBBEAN

Ranking

97

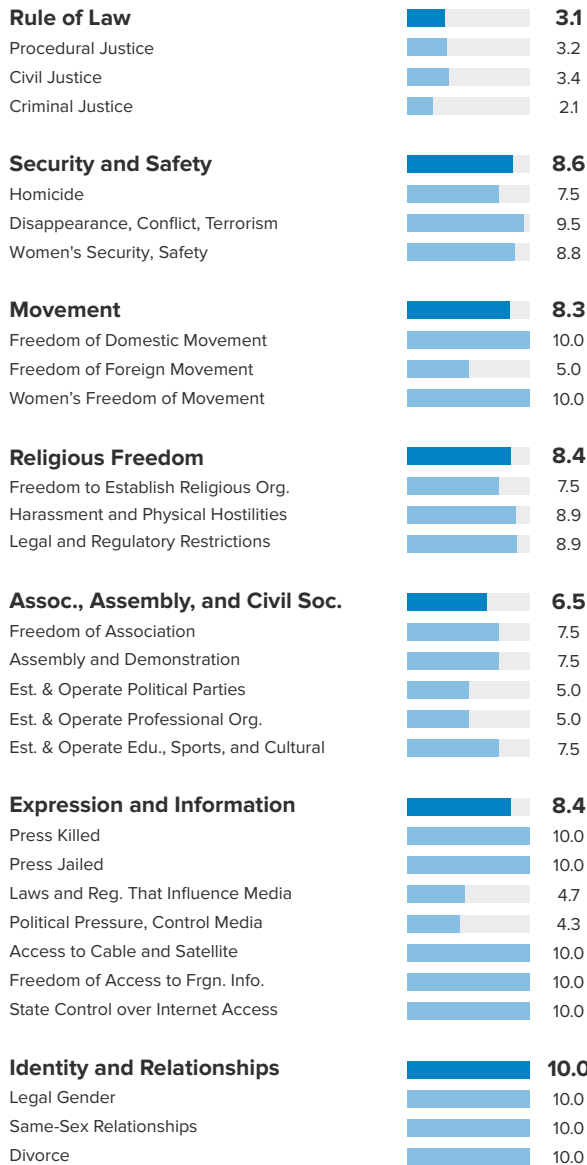
Score

6.61

Personal Freedom

75/162 Ranking

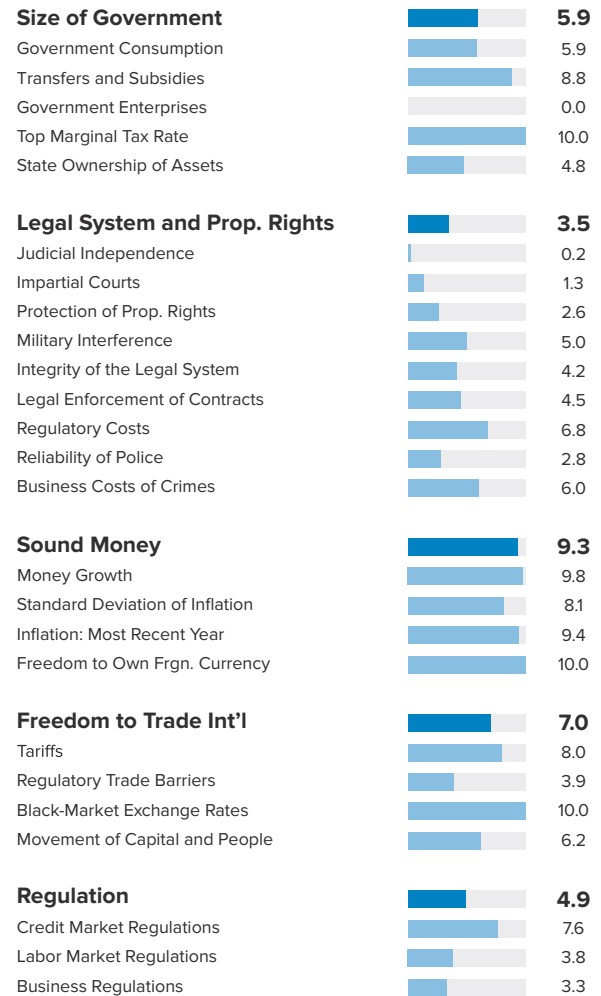
Score 7.07



Economic Freedom

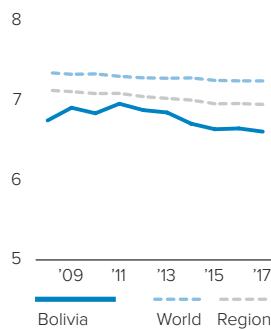
126/162 Ranking

Score 6.14

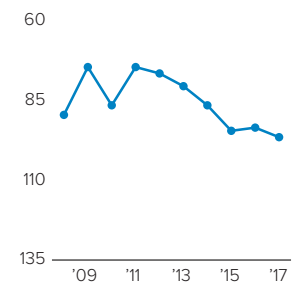


Human Freedom

Score over Time



Ranking over Time



BOLIVIA

LATIN AMERICA & THE CARIBBEAN

	2008	2009	2010	2011	2012	2013	2014	2015	2016	2017
Human Freedom Ranking	6.75 90	6.91 75	6.84 87	6.96 75	6.88 77	6.85 81	6.71 87	6.64 95	6.65 94	6.61 97
Economic Freedom	6.04	6.27	6.30	6.26	6.33	6.33	6.15	6.00	6.17	6.14
Personal Freedom	7.46	7.54	7.38	7.66	7.44	7.36	7.27	7.28	7.14	7.07
Rule of Law	3.7	3.7	3.7	3.7	3.3	3.3	3.8	3.5	3.1	3.1
Procedural Justice	4.4	4.4	4.4	4.4	4.2	4.2	5.1	4.6	3.2	3.2
Civil Justice	3.8	3.8	3.8	3.8	3.4	3.4	3.7	3.5	3.4	3.4
Criminal Justice	2.8	2.8	2.8	2.8	2.3	2.3	2.5	2.4	2.1	2.1
Security and Safety	8.5	8.5	8.0	8.0	8.1	7.8	7.8	8.2	8.2	8.6
Homicide	6.5	6.6	4.9	5.1	5.2	6.4	6.4	7.5	7.5	7.5
Disappearance, Conflict, Terrorism	9.0	9.0	9.0	9.0	9.0	9.5	9.5	9.5	9.5	9.5
Women's Security, Safety	10.0	10.0	10.0	10.0	10.0	7.5	7.5	7.5	7.5	8.8
Movement	10.0	10.0	10.0	10.0	8.3	8.3	10.0	10.0	10.0	8.3
Freedom of Domestic Movement	10.0	10.0	10.0	10.0	10.0	10.0	10.0	10.0	10.0	10.0
Freedom of Foreign Movement	10.0	10.0	10.0	10.0	5.0	5.0	10.0	10.0	10.0	5.0
Women's Freedom of Movement	10.0	10.0	10.0	10.0	10.0	10.0	10.0	10.0	10.0	10.0
Religious Freedom	8.3	8.5	8.6	9.6	9.5	9.5	8.7	8.6	8.4	8.4
Freedom to Establish Religious Org.	7.1	7.1	7.1	10.0	10.0	10.0	7.5	7.5	7.5	7.5
Harassment and Physical Hostilities	9.7	9.8	9.7	9.8	9.9	9.8	9.6	8.9	8.9	8.9
Legal and Regulatory Restrictions	8.0	8.8	8.9	9.0	8.8	8.7	9.1	9.5	8.9	8.9
Assoc., Assembly, and Civil Society	7.5	7.5	7.5	9.5	9.5	9.5	6.5	6.5	6.5	6.5
Freedom of Association	10.0	10.0	10.0	10.0	10.0	10.0	7.5	7.5	7.5	7.5
Assembly and Demonstration	5.0	5.0	5.0	10.0	10.0	10.0	7.5	7.5	7.5	7.5
Est. & Operate Political Parties	7.1	7.1	7.1	8.8	8.8	8.8	5.0	5.0	5.0	5.0
Est. & Operate Professional Organizations	7.1	7.1	7.1	8.8	8.8	8.8	5.0	5.0	5.0	5.0
Est. & Operate Edu., Sporting, and Cultural	8.3	8.3	8.3	10.0	10.0	10.0	7.5	7.5	7.5	7.5
Expression and Information	8.3	8.8	8.6	8.1	8.5	8.5	8.6	8.5	8.4	8.4
Press Killed	6.5	10.0	10.0	6.7	10.0	10.0	10.0	10.0	10.0	10.0
Press Jailed	10.0	10.0	10.0	10.0	10.0	10.0	10.0	10.0	10.0	10.0
Laws and Reg. That Influence Media	6.3	6.3	5.7	5.7	5.3	5.3	5.3	5.0	4.7	4.7
Political Pressure, Control Media	5.3	5.0	4.8	4.5	4.5	4.5	4.8	4.8	4.3	4.3
Access to Cable and Satellite	10.0	10.0	10.0	10.0	10.0	10.0	10.0	10.0	10.0	10.0
Freedom of Access to Frgn. Info.	10.0	10.0	10.0	10.0	10.0	10.0	10.0	10.0	10.0	10.0
State Control over Internet Access	10.0	10.0	10.0	10.0	10.0	10.0	10.0	10.0	10.0	10.0
Identity and Relationships	10.0	10.0	10.0	10.0	10.0	10.0	10.0	10.0	10.0	10.0
Legal Gender	-	-	-	-	-	-	-	10.0	10.0	10.0
Same-Sex Relationships	10.0	10.0	10.0	10.0	10.0	10.0	10.0	10.0	10.0	10.0
Divorce	10.0	10.0	10.0	10.0	10.0	10.0	10.0	10.0	10.0	10.0

BOSNIA AND HERZEGOVINA

EASTERN EUROPE

Ranking

55

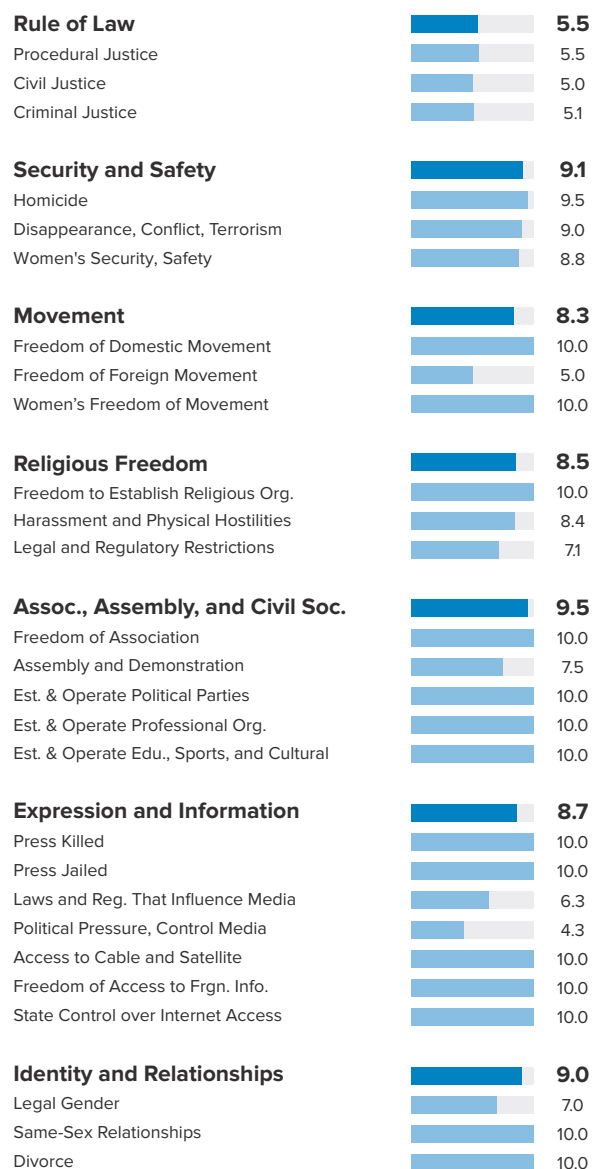
Score

7.37

Personal Freedom

42/162 Ranking

Score 8.04



Economic Freedom

92/162 Ranking

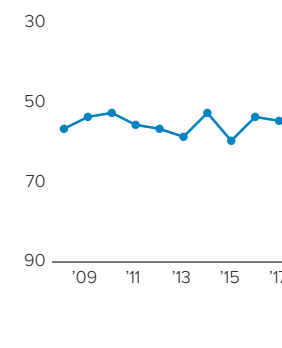
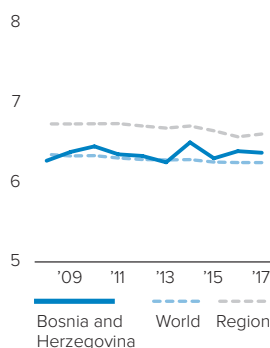
Score 6.69



Human Freedom

Score over Time

Ranking over Time



BOSNIA AND HERZEGOVINA

EASTERN EUROPE

	2008	2009	2010	2011	2012	2013	2014	2015	2016	2017
Human Freedom Ranking	7.27 57	7.38 54	7.45 53	7.35 56	7.33 57	7.25 59	7.50 53	7.30 60	7.39 54	7.37 55
Economic Freedom	6.54	6.54	6.69	6.77	6.86	6.68	6.85	6.69	6.68	6.69
Personal Freedom	8.00	8.23	8.20	7.92	7.81	7.82	8.14	7.91	8.10	8.04
Rule of Law	6.1	6.1	6.1	6.1	5.7	5.7	5.7	5.8	5.5	5.5
Procedural Justice	7.0	7.0	7.0	7.0	6.9	6.9	6.7	6.9	5.5	5.5
Civil Justice	5.0	5.0	5.0	5.0	4.9	4.9	5.2	5.0	5.0	5.0
Criminal Justice	6.2	6.2	6.2	6.2	5.4	5.4	5.1	5.6	5.1	5.1
Security and Safety	9.6	9.6	9.6	8.8	8.8	8.8	8.8	8.7	8.7	9.1
Homicide	9.3	9.2	9.4	9.4	9.3	9.5	9.4	9.4	9.5	9.5
Disappearance, Conflict, Terrorism	9.4	9.5	9.4	9.5	9.5	9.5	9.5	9.4	9.0	9.0
Women's Security, Safety	10.0	10.0	10.0	7.5	7.5	7.5	7.5	7.5	7.5	8.8
Movement	6.7	8.3	8.3	6.7	6.7	6.7	8.3	6.7	10.0	8.3
Freedom of Domestic Movement	0.0	5.0	5.0	10.0	0.0	0.0	5.0	5.0	10.0	10.0
Freedom of Foreign Movement	10.0	10.0	10.0	0.0	10.0	10.0	10.0	5.0	10.0	5.0
Women's Freedom of Movement	10.0	10.0	10.0	10.0	10.0	10.0	10.0	10.0	10.0	10.0
Religious Freedom	8.2	8.3	8.1	7.8	7.6	7.7	8.8	8.8	8.5	8.5
Freedom to Establish Religious Org.	-	-	-	7.5	7.5	7.5	10.0	10.0	10.0	10.0
Harassment and Physical Hostilities	8.7	8.8	8.7	8.2	8.0	8.1	8.4	8.3	8.4	8.4
Legal and Regulatory Restrictions	7.7	7.8	7.5	7.7	7.4	7.4	8.0	8.1	7.1	7.1
Assoc., Assembly, and Civil Society	-	-	-	8.8	8.8	8.8	9.5	9.5	9.5	9.5
Freedom of Association	-	-	-	10.0	10.0	10.0	10.0	10.0	10.0	10.0
Assembly and Demonstration	-	-	-	10.0	10.0	10.0	7.5	7.5	7.5	7.5
Est. & Operate Political Parties	-	-	-	6.3	6.3	6.3	10.0	10.0	10.0	10.0
Est. & Operate Professional Organizations	-	-	-	7.5	7.5	7.5	10.0	10.0	10.0	10.0
Est. & Operate Edu., Sporting, and Cultural	-	-	-	10.0	10.0	10.0	10.0	10.0	10.0	10.0
Expression and Information	7.9	7.8	7.8	8.8	8.8	8.7	8.7	8.7	8.7	8.7
Press Killed	10.0	10.0	10.0	10.0	10.0	10.0	10.0	10.0	10.0	10.0
Press Jailed	10.0	10.0	10.0	10.0	10.0	10.0	10.0	10.0	10.0	10.0
Laws and Reg. That Influence Media	7.0	7.0	7.0	7.0	7.0	6.7	6.7	6.7	6.3	6.3
Political Pressure, Control Media	4.5	4.3	4.3	4.3	4.3	4.3	4.0	4.3	4.3	4.3
Access to Cable and Satellite	-	-	-	10.0	10.0	10.0	10.0	10.0	10.0	10.0
Freedom of Access to Frgn. Info.	-	-	-	10.0	10.0	10.0	10.0	10.0	10.0	10.0
State Control over Internet Access	-	-	-	10.0	10.0	10.0	10.0	10.0	10.0	10.0
Identity and Relationships	10.0	10.0	10.0	10.0	10.0	10.0	10.0	9.0	9.0	9.0
Legal Gender	-	-	-	-	-	-	-	7.0	7.0	7.0
Same-Sex Relationships	10.0	10.0	10.0	10.0	10.0	10.0	10.0	10.0	10.0	10.0
Divorce	10.0	10.0	10.0	10.0	10.0	10.0	10.0	10.0	10.0	10.0

BOTSWANA

SUB-SAHARAN AFRICA

Ranking

60

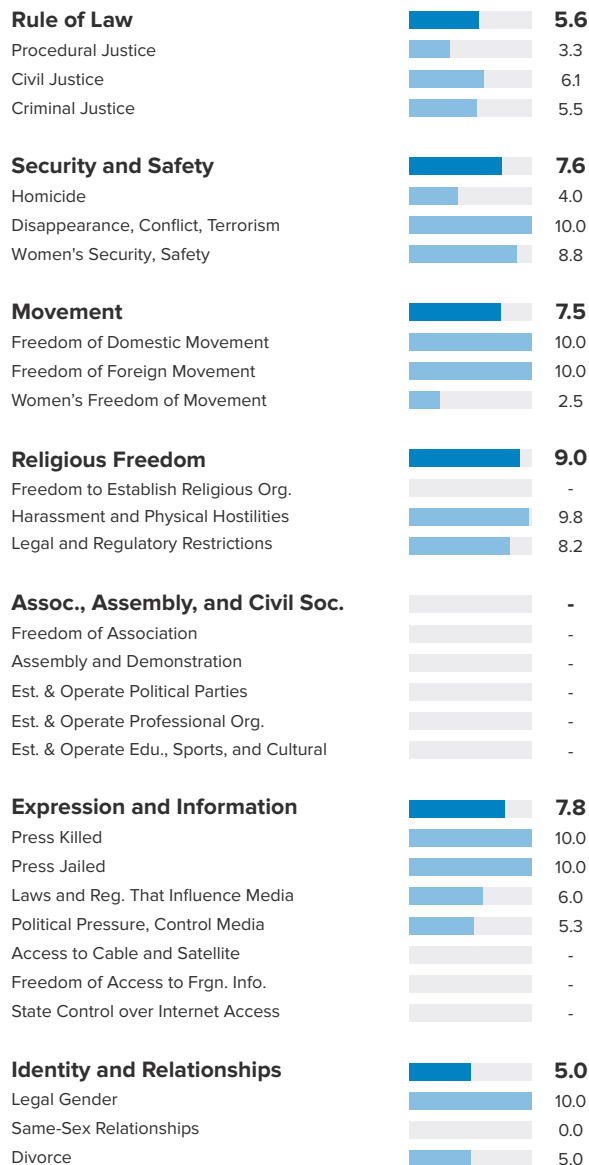
Score

7.17

Personal Freedom

81/162 Ranking

Score 6.97



Economic Freedom

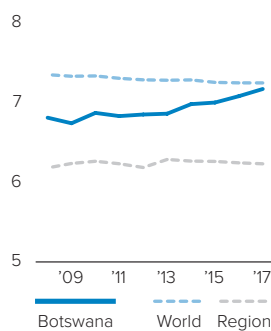
49/162 Ranking

Score 7.37

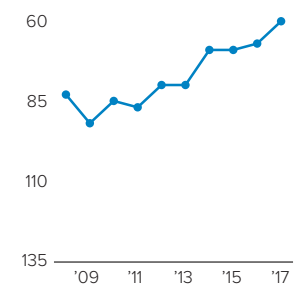


Human Freedom

Score over Time



Ranking over Time



BOTSWANA

SUB-SAHARAN AFRICA

	2008	2009	2010	2011	2012	2013	2014	2015	2016	2017
Human Freedom Ranking	6.81	6.74	6.87	6.83	6.85	6.86	6.98	7.00	7.08	7.17
	83	92	85	87	80	80	69	69	67	60
Economic Freedom	6.87	6.71	7.01	7.18	7.20	7.21	7.26	7.24	7.32	7.37
Personal Freedom	6.75	6.77	6.73	6.47	6.51	6.52	6.70	6.76	6.84	6.97
Rule of Law	6.2	6.2	6.2	6.2	5.7	5.7	5.6	5.2	5.6	5.6
Procedural Justice	4.8	4.8	4.8	4.8	4.7	4.7	4.5	4.1	3.3	3.3
Civil Justice	6.5	6.5	6.5	6.5	6.1	6.1	6.1	6.2	6.1	6.1
Criminal Justice	7.2	7.2	7.2	7.2	6.4	6.4	6.1	5.2	5.5	5.5
Security and Safety	7.2	7.2	7.2	7.2	7.2	7.2	7.2	7.2	7.2	7.6
Homicide	4.2	4.2	4.0	4.0	4.0	4.0	4.0	4.0	4.0	4.0
Disappearance, Conflict, Terrorism	10.0	10.0	10.0	10.0	10.0	10.0	10.0	10.0	10.0	10.0
Women's Security, Safety	7.5	7.5	7.5	7.5	7.5	7.5	7.5	7.5	7.5	8.8
Movement	8.3	8.3	8.3	6.7	8.3	8.3	8.3	8.3	8.3	7.5
Freedom of Domestic Movement	10.0	10.0	10.0	10.0	10.0	10.0	10.0	10.0	10.0	10.0
Freedom of Foreign Movement	5.0	5.0	5.0	5.0	10.0	10.0	10.0	10.0	10.0	10.0
Women's Freedom of Movement	10.0	10.0	10.0	5.0	5.0	5.0	5.0	5.0	5.0	2.5
Religious Freedom	8.4	8.7	8.5	8.5	8.4	8.5	9.5	9.3	9.0	9.0
Freedom to Establish Religious Org.	7.1	7.1	7.1	6.3	6.3	6.3	-	-	-	-
Harassment and Physical Hostilities	9.9	10.0	9.9	10.0	9.5	10.0	9.9	10.0	9.8	9.8
Legal and Regulatory Restrictions	8.3	9.1	8.5	9.2	9.4	9.2	9.1	8.5	8.2	8.2
Assoc., Assembly, and Civil Society	6.7	6.7	6.7	6.3	6.3	6.3	-	-	-	-
Freedom of Association	7.5	7.5	7.5	7.5	7.5	7.5	-	-	-	-
Assembly and Demonstration	7.5	7.5	7.5	7.5	7.5	7.5	-	-	-	-
Est. & Operate Political Parties	7.1	7.1	7.1	5.0	5.0	5.0	-	-	-	-
Est. & Operate Professional Organizations	4.2	4.2	4.2	5.0	5.0	5.0	-	-	-	-
Est. & Operate Edu., Sporting, and Cultural	7.1	7.1	7.1	6.3	6.3	6.3	-	-	-	-
Expression and Information	8.0	7.9	7.9	7.4	7.4	7.4	7.8	7.8	7.8	7.8
Press Killed	10.0	10.0	10.0	10.0	10.0	10.0	10.0	10.0	10.0	10.0
Press Jailed	10.0	10.0	10.0	10.0	10.0	10.0	10.0	10.0	10.0	10.0
Laws and Reg. That Influence Media	7.0	6.3	6.3	6.3	6.3	6.3	6.0	6.0	6.0	6.0
Political Pressure, Control Media	5.8	5.8	5.8	5.8	5.8	5.8	5.3	5.3	5.3	5.3
Access to Cable and Satellite	6.7	6.7	6.7	7.5	7.5	7.5	-	-	-	-
Freedom of Access to Frgn. Info.	6.7	6.7	6.7	5.0	5.0	5.0	-	-	-	-
State Control over Internet Access	10.0	10.0	10.0	7.5	7.5	7.5	-	-	-	-
Identity and Relationships	2.5	2.5	2.5	2.5	2.5	2.5	2.5	4.0	4.0	5.0
Legal Gender	-	-	-	-	-	-	-	7.0	7.0	10.0
Same-Sex Relationships	0.0	0.0	0.0	0.0	0.0	0.0	0.0	0.0	0.0	0.0
Divorce	5.0	5.0	5.0	5.0	5.0	5.0	5.0	5.0	5.0	5.0

BRAZIL

LATIN AMERICA & THE CARIBBEAN

Ranking

109

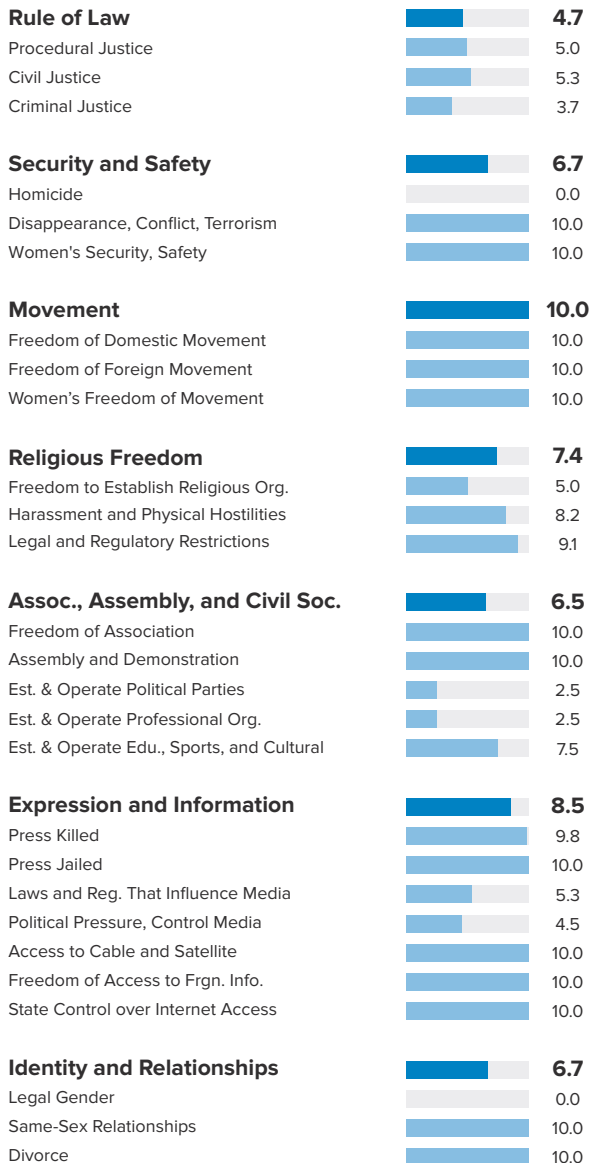
Score

6.48

Personal Freedom

88/162 Ranking

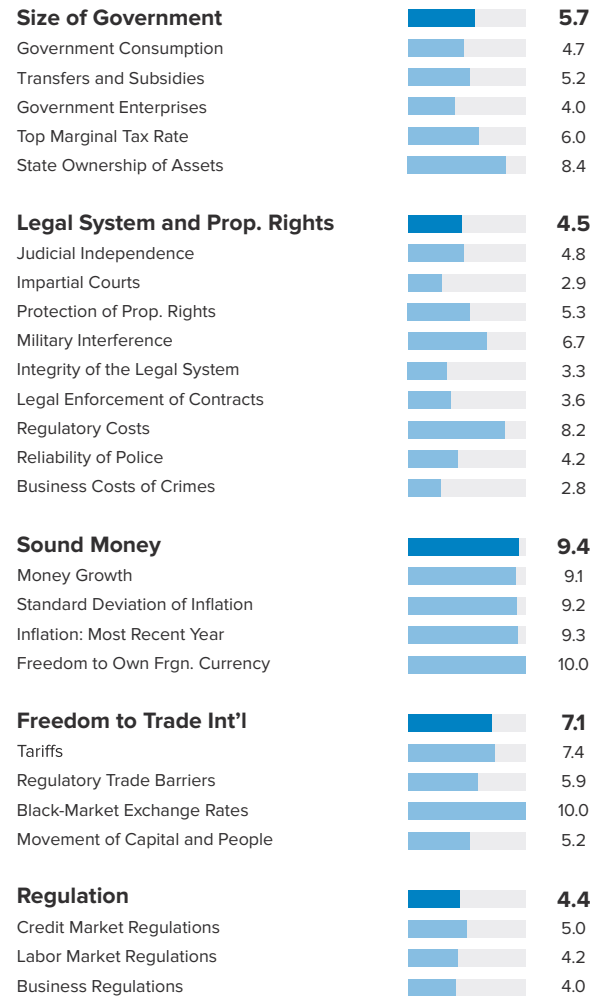
Score 6.74



Economic Freedom

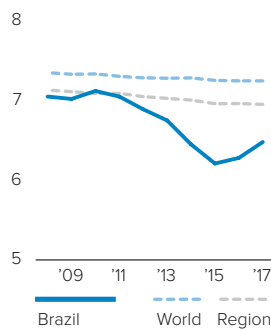
120/162 Ranking

Score 6.23

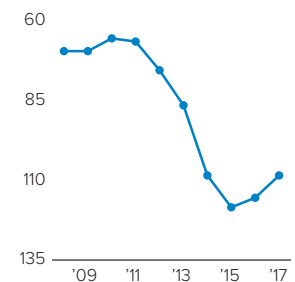


Human Freedom

Score over Time



Ranking over Time



BRAZIL

LATIN AMERICA & THE CARIBBEAN

	2008	2009	2010	2011	2012	2013	2014	2015	2016	2017
Human Freedom Ranking	7.05 70	7.02 70	7.12 66	7.05 67	6.89 76	6.75 87	6.45 109	6.21 119	6.28 116	6.48 109
Economic Freedom	6.38	6.29	6.47	6.47	6.29	6.12	6.00	5.83	6.11	6.23
Personal Freedom	7.72	7.76	7.77	7.63	7.49	7.39	6.90	6.59	6.44	6.74
Rule of Law	5.5	5.5	5.5	5.5	4.8	4.8	4.7	4.8	4.7	4.7
Procedural Justice	6.1	6.1	6.1	6.1	5.5	5.5	5.0	5.2	5.0	5.0
Civil Justice	5.5	5.5	5.5	5.5	5.1	5.1	5.3	5.3	5.3	5.3
Criminal Justice	4.9	4.9	4.9	4.9	3.7	3.7	3.7	3.9	3.7	3.7
Security and Safety	6.8	7.0	7.1	6.0	6.2	5.8	5.8	5.8	5.5	6.7
Homicide	0.5	0.9	1.2	0.3	0.0	0.0	0.0	0.0	0.0	0.0
Disappearance, Conflict, Terrorism	10.0	10.0	10.0	9.0	10.0	10.0	10.0	10.0	9.0	10.0
Women's Security, Safety	10.0	10.0	10.0	8.8	8.8	7.5	7.5	7.5	7.5	10.0
Movement	10.0	10.0	10.0	10.0	10.0	10.0	10.0	10.0	10.0	10.0
Freedom of Domestic Movement	10.0	10.0	10.0	10.0	10.0	10.0	10.0	10.0	10.0	10.0
Freedom of Foreign Movement	10.0	10.0	10.0	10.0	10.0	10.0	10.0	10.0	10.0	10.0
Women's Freedom of Movement	10.0	10.0	10.0	10.0	10.0	10.0	10.0	10.0	10.0	10.0
Religious Freedom	9.3	9.4	9.3	9.4	9.5	9.4	7.7	7.7	7.4	7.4
Freedom to Establish Religious Org.	10.0	10.0	10.0	10.0	10.0	10.0	5.0	5.0	5.0	5.0
Harassment and Physical Hostilities	8.8	8.9	8.6	8.7	8.9	8.6	8.6	8.8	8.2	8.2
Legal and Regulatory Restrictions	9.1	9.4	9.4	9.5	9.5	9.5	9.5	9.4	9.1	9.1
Assoc., Assembly, and Civil Society	8.3	8.3	8.3	9.5	9.5	9.5	6.5	6.5	6.5	6.5
Freedom of Association	10.0	10.0	10.0	10.0	10.0	10.0	10.0	10.0	10.0	10.0
Assembly and Demonstration	10.0	10.0	10.0	10.0	10.0	10.0	10.0	10.0	10.0	10.0
Est. & Operate Political Parties	5.8	5.8	5.8	8.8	8.8	8.8	2.5	2.5	2.5	2.5
Est. & Operate Professional Organizations	7.1	7.1	7.1	8.8	8.8	8.8	2.5	2.5	2.5	2.5
Est. & Operate Edu., Sporting, and Cultural	8.8	8.8	8.8	10.0	10.0	10.0	7.5	7.5	7.5	7.5
Expression and Information	8.7	8.7	8.6	8.5	8.5	8.5	8.6	8.4	8.5	8.5
Press Killed	10.0	9.8	9.8	9.0	9.2	9.3	9.5	8.7	9.5	9.8
Press Jailed	10.0	10.0	10.0	10.0	10.0	10.0	10.0	10.0	10.0	10.0
Laws and Reg. That Influence Media	5.0	5.3	5.3	5.7	5.7	5.7	5.7	5.7	5.3	5.3
Political Pressure, Control Media	6.0	5.5	5.3	5.0	4.5	4.8	4.8	4.5	4.5	4.5
Access to Cable and Satellite	10.0	10.0	10.0	10.0	10.0	10.0	10.0	10.0	10.0	10.0
Freedom of Access to Frgn. Info.	10.0	10.0	10.0	10.0	10.0	10.0	10.0	10.0	10.0	10.0
State Control over Internet Access	10.0	10.0	10.0	10.0	10.0	10.0	10.0	10.0	10.0	10.0
Identity and Relationships	10.0	10.0	10.0	10.0	10.0	10.0	10.0	6.7	6.7	6.7
Legal Gender	-	-	-	-	-	-	-	0.0	0.0	0.0
Same-Sex Relationships	10.0	10.0	10.0	10.0	10.0	10.0	10.0	10.0	10.0	10.0
Divorce	10.0	10.0	10.0	10.0	10.0	10.0	10.0	10.0	10.0	10.0

BRUNEI DARUSSALAM

SOUTH ASIA

Ranking

140

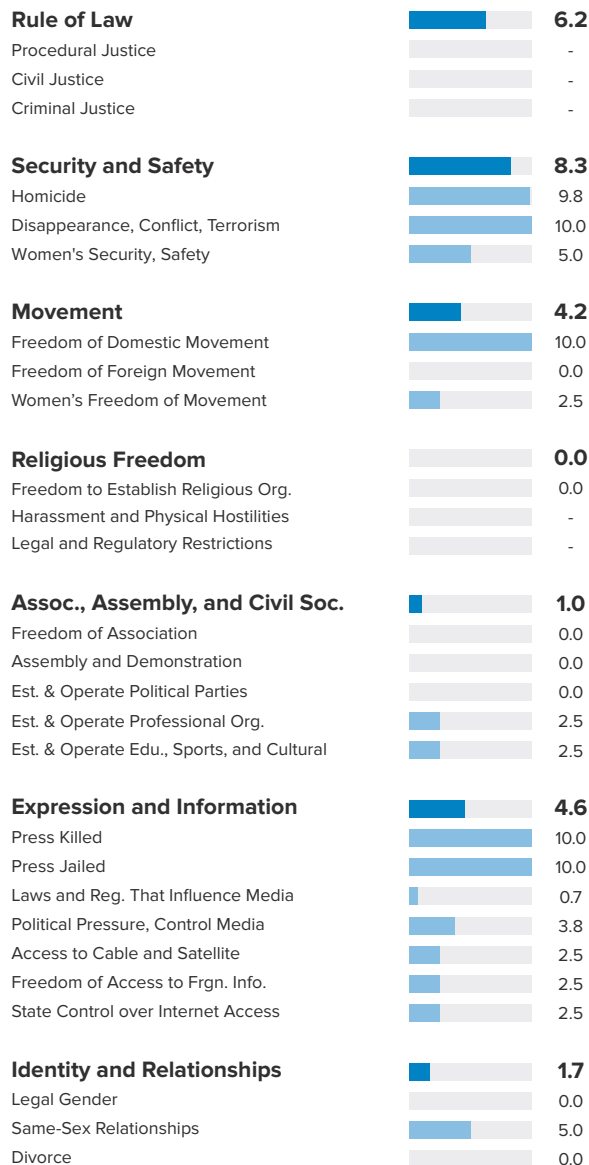
Score

5.69

Personal Freedom

154/162 Ranking

Score 4.76



Economic Freedom

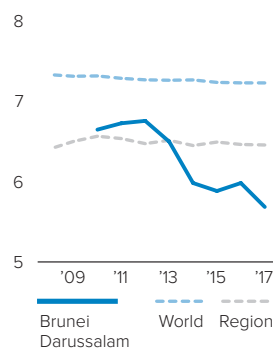
100/162 Ranking

Score 6.62

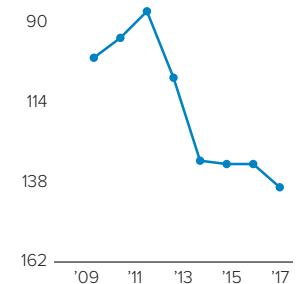


Human Freedom

Score over Time



Ranking over Time



BRUNEI DARUSSALAM

SOUTH ASIA

	2008	2009	2010	2011	2012	2013	2014	2015	2016	2017
Human Freedom	-	-	6.66	6.74	6.77	6.51	5.99	5.89	5.99	5.69
Ranking	-	-	101	95	87	107	132	133	133	140
Economic Freedom	-	-	7.07	6.92	7.07	6.75	6.89	6.77	6.93	6.62
Personal Freedom	-	-	6.26	6.56	6.47	6.27	5.08	5.01	5.05	4.76
Rule of Law	-	-	6.6	6.7	6.4	6.1	5.8	5.9	6.1	6.2
Procedural Justice	-	-	-	-	-	-	-	-	-	-
Civil Justice	-	-	-	-	-	-	-	-	-	-
Criminal Justice	-	-	-	-	-	-	-	-	-	-
Security and Safety	-	-	8.3	8.3	8.2	8.3	8.3	8.3	8.3	8.3
Homicide	-	-	9.9	9.9	9.6	9.8	9.8	9.8	9.8	9.8
Disappearance, Conflict, Terrorism	-	-	10.0	10.0	10.0	10.0	10.0	10.0	10.0	10.0
Women's Security, Safety	-	-	5.0	5.0	5.0	5.0	5.0	5.0	5.0	5.0
Movement	-	-	6.7	8.3	8.3	7.5	7.5	7.5	7.5	4.2
Freedom of Domestic Movement	-	-	5.0	5.0	5.0	5.0	5.0	10.0	10.0	10.0
Freedom of Foreign Movement	-	-	5.0	10.0	10.0	10.0	10.0	5.0	5.0	0.0
Women's Freedom of Movement	-	-	10.0	10.0	10.0	-	-	-	-	2.5
Religious Freedom	-	-	-	-	-	-	0.0	0.0	0.0	0.0
Freedom to Establish Religious Org.	-	-	-	-	-	-	0.0	0.0	0.0	0.0
Harassment and Physical Hostilities	-	-	-	-	-	-	-	-	-	-
Legal and Regulatory Restrictions	-	-	-	-	-	-	-	-	-	-
Assoc., Assembly, and Civil Society	-	-	-	-	-	-	1.0	1.0	1.0	1.0
Freedom of Association	-	-	-	-	-	-	0.0	0.0	0.0	0.0
Assembly and Demonstration	-	-	-	-	-	-	0.0	0.0	0.0	0.0
Est. & Operate Political Parties	-	-	-	-	-	-	0.0	0.0	0.0	0.0
Est. & Operate Professional Organizations	-	-	-	-	-	-	2.5	2.5	2.5	2.5
Est. & Operate Edu., Sporting, and Cultural	-	-	-	-	-	-	2.5	2.5	2.5	2.5
Expression and Information	-	-	6.1	6.1	6.1	6.1	4.6	4.6	4.6	4.6
Press Killed	-	-	10.0	10.0	10.0	10.0	10.0	10.0	10.0	10.0
Press Jailed	-	-	10.0	10.0	10.0	10.0	10.0	10.0	10.0	10.0
Laws and Reg. That Influence Media	-	-	0.7	0.7	0.7	0.7	0.7	0.7	0.7	0.7
Political Pressure, Control Media	-	-	3.8	3.8	3.8	3.8	3.8	3.8	3.8	3.8
Access to Cable and Satellite	-	-	-	-	-	-	2.5	2.5	2.5	2.5
Freedom of Access to Frgn. Info.	-	-	-	-	-	-	2.5	2.5	2.5	2.5
State Control over Internet Access	-	-	-	-	-	-	2.5	2.5	2.5	2.5
Identity and Relationships	-	-	2.5	2.5	2.5	2.5	2.5	1.7	1.7	1.7
Legal Gender	-	-	-	-	-	-	-	0.0	0.0	0.0
Same-Sex Relationships	-	-	5.0	5.0	5.0	5.0	5.0	5.0	5.0	5.0
Divorce	-	-	0.0	0.0	0.0	0.0	0.0	0.0	0.0	0.0

BULGARIA

EASTERN EUROPE

Ranking

39

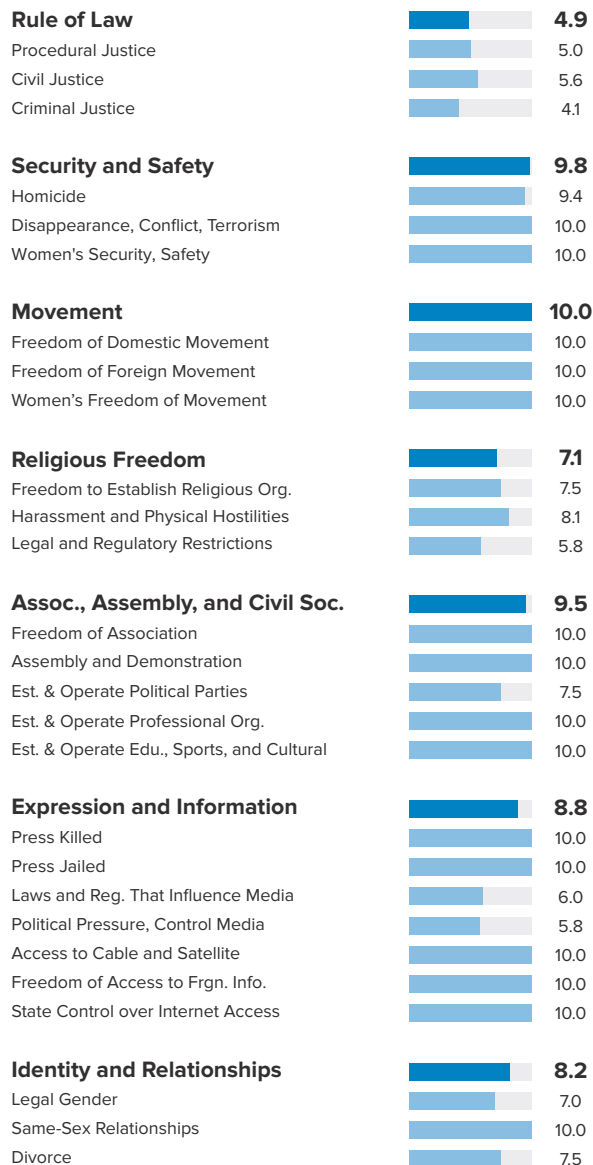
Score

7.79

Personal Freedom

44/162 Ranking

Score 8.04



Economic Freedom

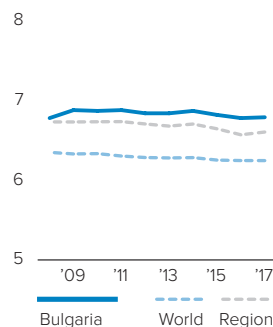
37/162 Ranking

Score 7.54

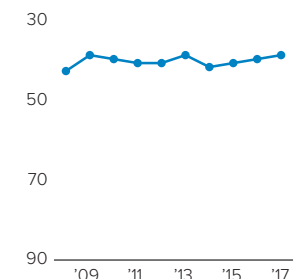


Human Freedom

Score over Time



Ranking over Time



BULGARIA

EASTERN EUROPE

	2008	2009	2010	2011	2012	2013	2014	2015	2016	2017
Human Freedom Ranking	7.78 43	7.88 39	7.87 40	7.88 41	7.84 41	7.84 39	7.87 42	7.82 41	7.78 40	7.79 39
Economic Freedom	7.23	7.35	7.37	7.41	7.41	7.38	7.41	7.42	7.43	7.54
Personal Freedom	8.32	8.41	8.38	8.36	8.27	8.30	8.33	8.21	8.13	8.04
Rule of Law	5.3	5.3	5.3	5.3	5.1	5.1	5.3	5.2	4.9	4.9
Procedural Justice	6.3	6.3	6.3	6.3	5.9	5.9	6.0	5.8	5.0	5.0
Civil Justice	5.7	5.7	5.7	5.7	5.3	5.3	5.4	5.7	5.6	5.6
Criminal Justice	3.9	3.9	3.9	3.9	4.1	4.1	4.4	4.1	4.1	4.1
Security and Safety	9.7	9.7	9.7	9.8	9.7	9.8	9.8	9.8	9.8	9.8
Homicide	9.1	9.2	9.2	9.3	9.2	9.4	9.4	9.3	9.5	9.4
Disappearance, Conflict, Terrorism	10.0	10.0	10.0	10.0	9.8	10.0	10.0	10.0	10.0	10.0
Women's Security, Safety	10.0	10.0	10.0	10.0	10.0	10.0	10.0	10.0	10.0	10.0
Movement	10.0	10.0	10.0	10.0	10.0	10.0	10.0	10.0	10.0	10.0
Freedom of Domestic Movement	10.0	10.0	10.0	10.0	10.0	10.0	10.0	10.0	10.0	10.0
Freedom of Foreign Movement	10.0	10.0	10.0	10.0	10.0	10.0	10.0	10.0	10.0	10.0
Women's Freedom of Movement	10.0	10.0	10.0	10.0	10.0	10.0	10.0	10.0	10.0	10.0
Religious Freedom	8.0	8.1	8.4	7.5	7.3	7.3	7.2	7.4	7.1	7.1
Freedom to Establish Religious Org.	10.0	10.0	10.0	7.5	7.5	7.5	7.5	7.5	7.5	7.5
Harassment and Physical Hostilities	8.2	8.2	8.4	8.0	7.9	8.0	8.2	7.6	8.1	8.1
Legal and Regulatory Restrictions	5.7	5.9	6.9	6.9	6.5	6.5	5.9	6.9	5.8	5.8
Assoc., Assembly, and Civil Society	9.4	9.4	9.4	9.5	9.5	9.5	9.5	9.5	9.5	9.5
Freedom of Association	10.0	10.0	10.0	10.0	10.0	10.0	10.0	10.0	10.0	10.0
Assembly and Demonstration	10.0	10.0	10.0	10.0	10.0	10.0	10.0	10.0	10.0	10.0
Est. & Operate Political Parties	7.1	7.1	7.1	8.8	8.8	8.8	7.5	7.5	7.5	7.5
Est. & Operate Professional Organizations	10.0	10.0	10.0	8.8	8.8	8.8	10.0	10.0	10.0	10.0
Est. & Operate Edu., Sporting, and Cultural	10.0	10.0	10.0	10.0	10.0	10.0	10.0	10.0	10.0	10.0
Expression and Information	8.3	9.0	8.3	8.9	8.9	8.9	8.9	8.9	8.8	8.8
Press Killed	5.6	10.0	5.5	10.0	10.0	10.0	10.0	10.0	10.0	10.0
Press Jailed	10.0	10.0	10.0	10.0	10.0	10.0	10.0	10.0	10.0	10.0
Laws and Reg. That Influence Media	6.3	6.3	6.3	6.3	6.3	6.3	6.3	6.0	6.0	6.0
Political Pressure, Control Media	6.5	6.8	6.5	6.3	6.3	6.0	6.3	6.0	5.8	5.8
Access to Cable and Satellite	10.0	10.0	10.0	10.0	10.0	10.0	10.0	10.0	10.0	10.0
Freedom of Access to Frgn. Info.	10.0	10.0	10.0	10.0	10.0	10.0	10.0	10.0	10.0	10.0
State Control over Internet Access	10.0	10.0	10.0	10.0	10.0	10.0	10.0	10.0	10.0	10.0
Identity and Relationships	10.0	10.0	10.0	10.0	10.0	10.0	10.0	9.0	9.0	8.2
Legal Gender	-	-	-	-	-	-	-	7.0	7.0	7.0
Same-Sex Relationships	10.0	10.0	10.0	10.0	10.0	10.0	10.0	10.0	10.0	10.0
Divorce	10.0	10.0	10.0	10.0	10.0	10.0	10.0	10.0	10.0	7.5

BURKINA FASO

SUB-SAHARAN AFRICA

Ranking

90

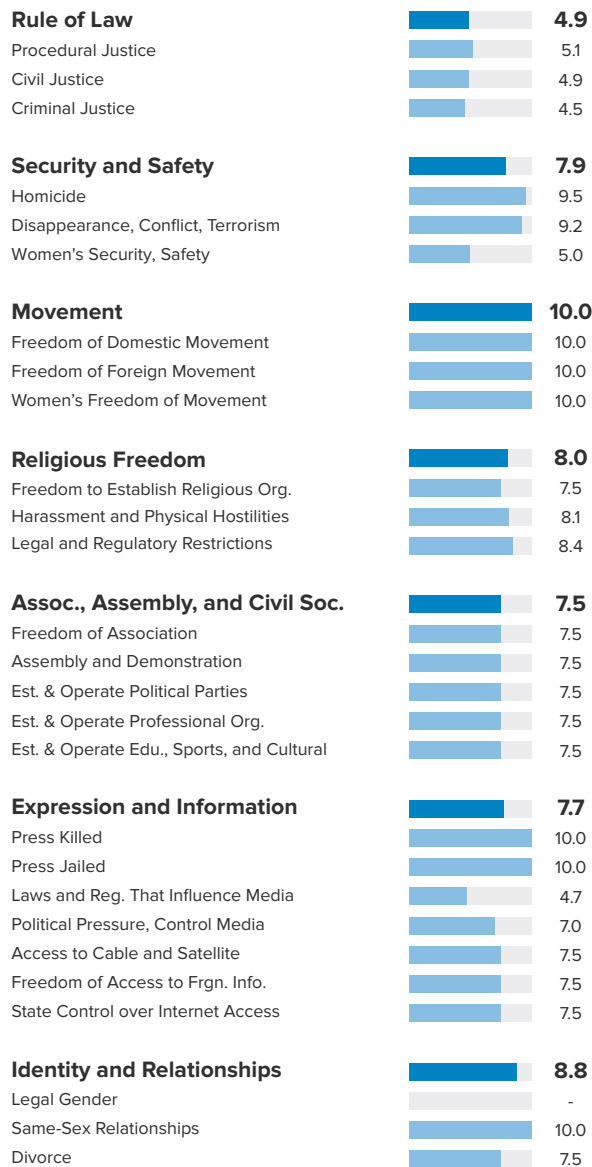
Score

6.73

Personal Freedom

63/162 Ranking

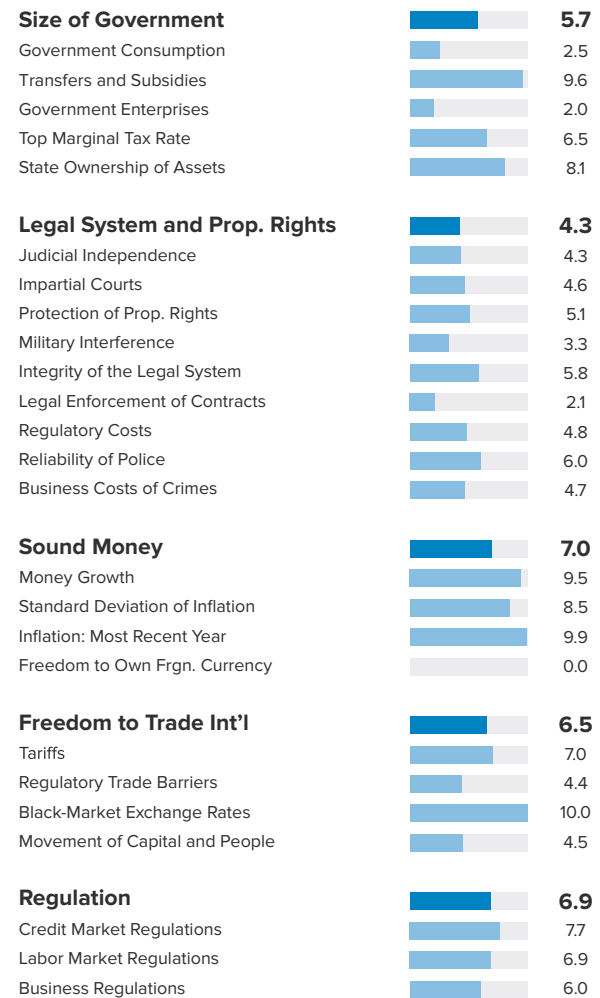
Score 7.39



Economic Freedom

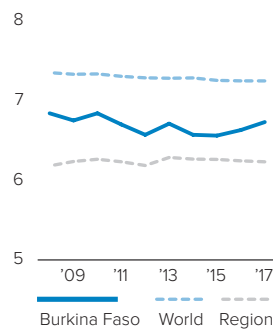
130/162 Ranking

Score 6.07

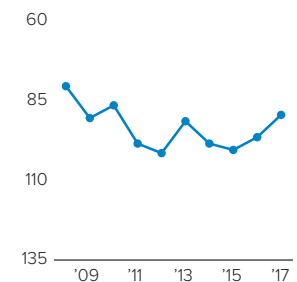


Human Freedom

Score over Time



Ranking over Time



BURKINA FASO

SUB-SAHARAN AFRICA

	2008	2009	2010	2011	2012	2013	2014	2015	2016	2017
Human Freedom Ranking	6.84	6.75	6.84	6.70	6.57	6.71	6.57	6.56	6.63	6.73
Economic Freedom	6.05	6.01	6.02	5.97	5.82	5.96	6.00	5.94	6.01	6.07
Personal Freedom	7.63	7.49	7.65	7.43	7.32	7.46	7.14	7.19	7.26	7.39
Rule of Law	4.9	4.9	4.9	4.9	4.5	4.5	4.1	4.4	4.9	4.9
Procedural Justice	4.2	4.2	4.2	4.2	4.4	4.4	3.9	4.3	5.1	5.1
Civil Justice	5.9	5.9	5.9	5.9	5.4	5.4	4.7	4.7	4.9	4.9
Criminal Justice	4.5	4.5	4.5	4.5	3.8	3.8	3.6	4.3	4.5	4.5
Security and Safety	7.6	7.6	7.6	6.9	6.9	7.6	7.6	7.6	7.5	7.9
Homicide	9.6	9.6	9.7	9.8	9.7	9.7	9.7	9.8	9.6	9.5
Disappearance, Conflict, Terrorism	9.5	9.5	9.5	9.5	9.5	9.5	9.5	9.5	9.3	9.2
Women's Security, Safety	3.7	3.7	3.7	1.4	1.4	3.7	3.7	3.7	3.7	5.0
Movement	10.0	8.3	10.0	8.3	8.3	8.3	8.3	8.3	8.3	10.0
Freedom of Domestic Movement	10.0	10.0	10.0	10.0	10.0	10.0	10.0	10.0	10.0	10.0
Freedom of Foreign Movement	10.0	5.0	10.0	10.0	10.0	10.0	10.0	10.0	10.0	10.0
Women's Freedom of Movement	10.0	10.0	10.0	5.0	5.0	5.0	5.0	5.0	5.0	10.0
Religious Freedom	8.6	8.8	8.7	9.2	9.2	8.7	8.6	8.2	8.0	8.0
Freedom to Establish Religious Org.	7.5	7.5	7.5	8.8	8.8	8.8	7.5	7.5	7.5	7.5
Harassment and Physical Hostilities	9.1	9.5	9.4	9.4	9.4	8.9	9.2	8.5	8.1	8.1
Legal and Regulatory Restrictions	9.3	9.5	9.3	9.5	9.5	8.3	9.3	8.5	8.4	8.4
Assoc., Assembly, and Civil Society	7.7	7.7	7.7	8.5	8.5	8.5	7.5	7.5	7.5	7.5
Freedom of Association	7.5	7.5	7.5	10.0	10.0	10.0	7.5	7.5	7.5	7.5
Assembly and Demonstration	7.5	7.5	7.5	7.5	7.5	7.5	7.5	7.5	7.5	7.5
Est. & Operate Political Parties	6.7	6.7	6.7	6.3	6.3	6.3	7.5	7.5	7.5	7.5
Est. & Operate Professional Organizations	8.3	8.3	8.3	8.8	8.8	8.8	7.5	7.5	7.5	7.5
Est. & Operate Edu., Sporting, and Cultural	8.3	8.3	8.3	10.0	10.0	10.0	7.5	7.5	7.5	7.5
Expression and Information	8.8	8.8	8.8	8.8	8.7	8.7	7.6	7.7	7.7	7.7
Press Killed	10.0	10.0	10.0	10.0	10.0	10.0	10.0	10.0	10.0	10.0
Press Jailed	10.0	10.0	10.0	10.0	9.4	10.0	10.0	10.0	10.0	10.0
Laws and Reg. That Influence Media	5.7	5.7	5.7	5.7	5.7	5.3	4.0	4.7	4.7	4.7
Political Pressure, Control Media	6.3	6.3	6.3	6.0	6.0	5.8	6.8	7.0	7.0	7.0
Access to Cable and Satellite	10.0	10.0	10.0	10.0	10.0	10.0	7.5	7.5	7.5	7.5
Freedom of Access to Frgn. Info.	10.0	10.0	10.0	10.0	10.0	10.0	7.5	7.5	7.5	7.5
State Control over Internet Access	10.0	10.0	10.0	10.0	10.0	10.0	7.5	7.5	7.5	7.5
Identity and Relationships	10.0	10.0	10.0	10.0	10.0	10.0	10.0	10.0	10.0	8.8
Legal Gender	-	-	-	-	-	-	-	-	-	-
Same-Sex Relationships	10.0	10.0	10.0	10.0	10.0	10.0	10.0	10.0	10.0	10.0
Divorce	10.0	10.0	10.0	10.0	10.0	10.0	10.0	10.0	10.0	7.5

BURUNDI

SUB-SAHARAN AFRICA

Ranking

145

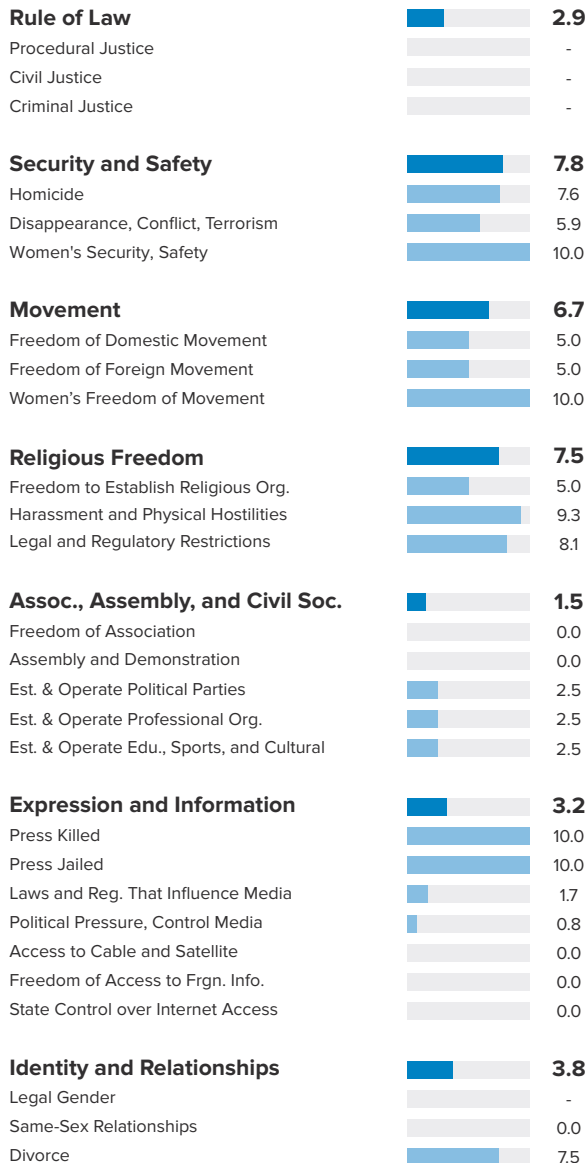
Score

5.56

Personal Freedom

150/162 Ranking

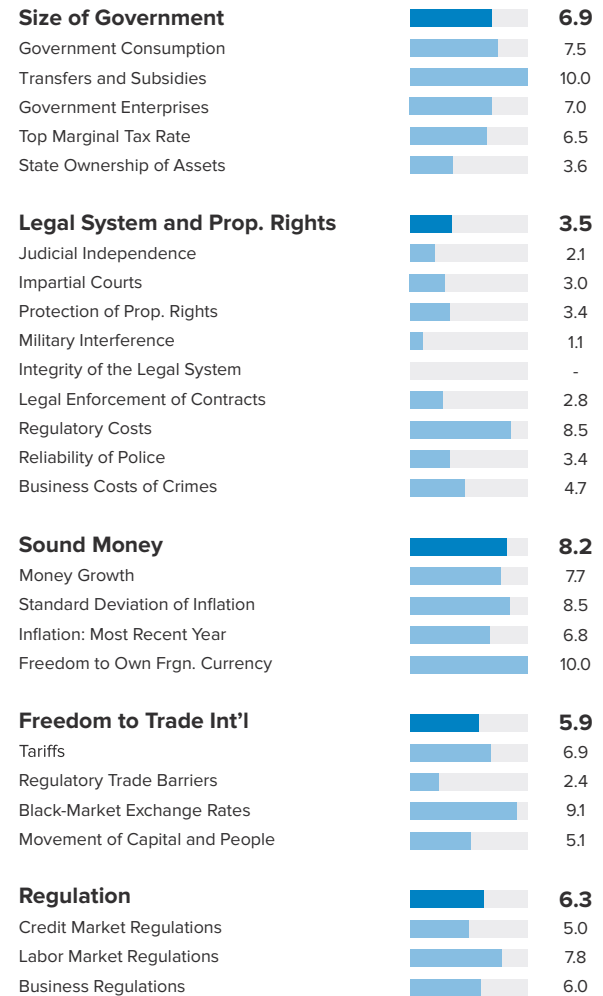
Score 4.95



Economic Freedom

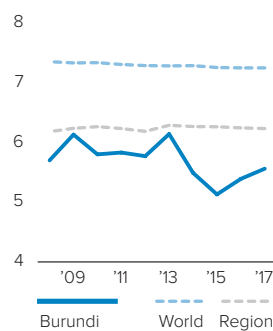
124/162 Ranking

Score 6.17

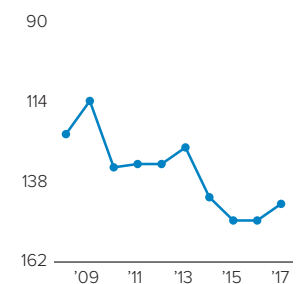


Human Freedom

Score over Time



Ranking over Time



BURUNDI

SUB-SAHARAN AFRICA

	2008	2009	2010	2011	2012	2013	2014	2015	2016	2017
Human Freedom Ranking	5.70	6.13	5.80	5.83	5.77	6.14	5.49	5.13	5.39	5.56
	124	114	134	133	133	128	143	150	150	145
Economic Freedom	5.13	5.51	5.31	5.42	5.40	6.04	6.05	6.06	6.27	6.17
Personal Freedom	6.27	6.75	6.28	6.23	6.14	6.25	4.93	4.19	4.52	4.95
Rule of Law	4.1	3.9	3.9	3.9	3.6	3.6	3.7	3.3	2.9	2.9
Procedural Justice	-	-	-	-	-	-	-	-	-	-
Civil Justice	-	-	-	-	-	-	-	-	-	-
Criminal Justice	-	-	-	-	-	-	-	-	-	-
Security and Safety	7.1	8.1	7.7	7.2	7.1	7.5	7.4	6.1	6.4	7.8
Homicide	8.3	8.2	8.4	8.5	7.9	7.8	7.7	8.2	7.6	7.6
Disappearance, Conflict, Terrorism	5.4	8.5	7.1	8.0	8.4	8.4	8.1	3.8	5.2	5.9
Women's Security, Safety	7.5	7.5	7.5	5.0	5.0	6.3	6.3	6.3	6.3	10.0
Movement	8.3	10.0	8.3	5.0	5.0	5.0	5.0	1.7	5.0	6.7
Freedom of Domestic Movement	10.0	10.0	5.0	5.0	5.0	5.0	5.0	0.0	0.0	5.0
Freedom of Foreign Movement	5.0	10.0	10.0	5.0	5.0	5.0	5.0	0.0	10.0	5.0
Women's Freedom of Movement	10.0	10.0	10.0	5.0	5.0	5.0	5.0	5.0	5.0	10.0
Religious Freedom	8.4	8.6	7.8	8.8	8.8	8.8	6.7	7.3	7.5	7.5
Freedom to Establish Religious Org.	-	-	-	10.0	10.0	10.0	5.0	5.0	5.0	5.0
Harassment and Physical Hostilities	9.6	9.8	9.0	9.1	9.3	9.4	9.3	9.0	9.3	9.3
Legal and Regulatory Restrictions	7.1	7.4	6.6	7.1	7.1	7.1	5.7	7.9	8.1	8.1
Assoc., Assembly, and Civil Society	-	-	-	8.5	8.5	8.5	1.5	1.5	1.5	1.5
Freedom of Association	-	-	-	7.5	7.5	7.5	0.0	0.0	0.0	0.0
Assembly and Demonstration	-	-	-	7.5	7.5	7.5	0.0	0.0	0.0	0.0
Est. & Operate Political Parties	-	-	-	7.5	7.5	7.5	2.5	2.5	2.5	2.5
Est. & Operate Professional Organizations	-	-	-	10.0	10.0	10.0	2.5	2.5	2.5	2.5
Est. & Operate Edu., Sporting, and Cultural	-	-	-	10.0	10.0	10.0	2.5	2.5	2.5	2.5
Expression and Information	6.1	6.4	6.0	7.4	7.4	7.5	3.5	2.9	3.2	3.2
Press Killed	10.0	10.0	10.0	10.0	10.0	10.0	10.0	6.7	10.0	10.0
Press Jailed	8.8	10.0	8.9	8.9	8.9	10.0	10.0	10.0	10.0	10.0
Laws and Reg. That Influence Media	3.0	3.0	2.7	2.3	2.3	2.0	2.0	1.7	1.7	1.7
Political Pressure, Control Media	2.5	2.5	2.5	3.0	3.0	2.8	2.8	1.8	0.8	0.8
Access to Cable and Satellite	-	-	-	7.5	7.5	7.5	0.0	0.0	0.0	0.0
Freedom of Access to Frgn. Info.	-	-	-	10.0	10.0	10.0	0.0	0.0	0.0	0.0
State Control over Internet Access	-	-	-	10.0	10.0	10.0	0.0	0.0	0.0	0.0
Identity and Relationships	5.0	5.0	5.0	5.0	5.0	5.0	5.0	5.0	5.0	3.8
Legal Gender	-	-	-	-	-	-	-	-	-	-
Same-Sex Relationships	0.0	0.0	0.0	0.0	0.0	0.0	0.0	0.0	0.0	0.0
Divorce	10.0	10.0	10.0	10.0	10.0	10.0	10.0	10.0	10.0	7.5

CAMBODIA

SOUTH ASIA

Ranking

63

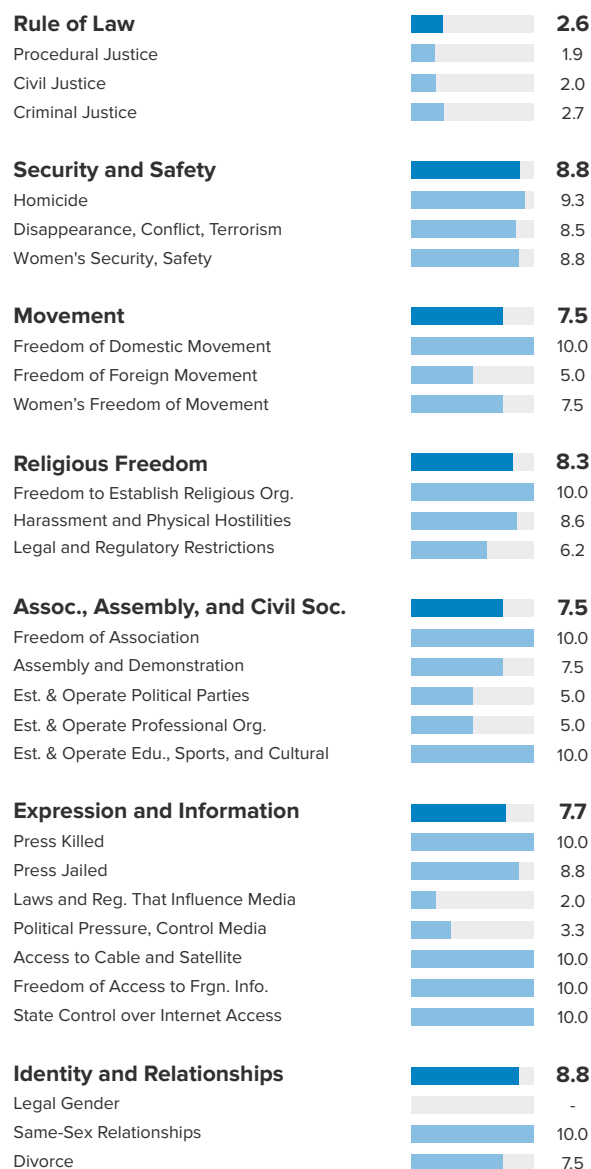
Score

7.13

Personal Freedom

86/162 Ranking

Score 6.82



Economic Freedom

43/162 Ranking

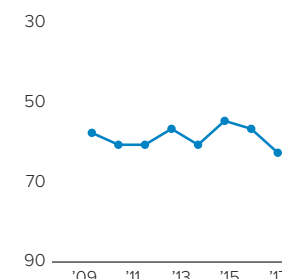
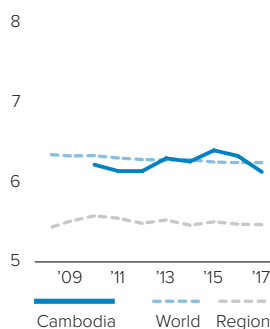
Score 7.44



Human Freedom

Score over Time

Ranking over Time



CAMBODIA

SOUTH ASIA

	2008	2009	2010	2011	2012	2013	2014	2015	2016	2017
Human Freedom	-	-	7.22	7.14	7.14	7.30	7.26	7.40	7.33	7.13
Ranking	-	-	58	61	61	57	61	55	57	63
Economic Freedom	-	-	6.98	6.89	6.83	7.17	7.16	7.45	7.38	7.44
Personal Freedom	-	-	7.45	7.38	7.45	7.43	7.37	7.36	7.28	6.82
Rule of Law	-	-	3.8	3.8	3.4	3.4	3.0	2.7	2.6	2.6
Procedural Justice	-	-	3.8	3.8	4.0	4.0	3.3	3.1	1.9	1.9
Civil Justice	-	-	3.7	3.7	3.4	3.4	2.9	1.9	2.0	2.0
Criminal Justice	-	-	4.0	4.0	2.9	2.9	2.8	3.0	2.7	2.7
Security and Safety	-	-	9.5	9.5	9.6	9.4	9.3	9.6	9.6	8.8
Homicide	-	-	9.1	9.3	9.3	9.3	9.3	9.3	9.3	9.3
Disappearance, Conflict, Terrorism	-	-	9.5	9.4	9.5	9.0	8.5	9.5	9.5	8.5
Women's Security, Safety	-	-	10.0	10.0	10.0	10.0	10.0	10.0	10.0	8.8
Movement	-	-	8.3	8.3	10.0	10.0	10.0	10.0	10.0	7.5
Freedom of Domestic Movement	-	-	5.0	5.0	10.0	10.0	10.0	10.0	10.0	10.0
Freedom of Foreign Movement	-	-	10.0	10.0	10.0	10.0	10.0	10.0	10.0	5.0
Women's Freedom of Movement	-	-	10.0	10.0	10.0	10.0	10.0	10.0	10.0	7.5
Religious Freedom	-	-	8.1	8.2	8.6	8.5	9.4	8.7	8.3	8.3
Freedom to Establish Religious Org.	-	-	5.4	7.5	7.5	7.5	10.0	10.0	10.0	10.0
Harassment and Physical Hostilities	-	-	9.6	9.4	9.4	9.5	8.9	9.2	8.6	8.6
Legal and Regulatory Restrictions	-	-	9.2	7.7	8.8	8.3	9.3	7.0	6.2	6.2
Assoc., Assembly, and Civil Society	-	-	7.9	7.0	7.0	7.0	7.5	7.5	7.5	7.5
Freedom of Association	-	-	7.5	7.5	7.5	7.5	10.0	10.0	10.0	10.0
Assembly and Demonstration	-	-	7.5	5.0	5.0	5.0	7.5	7.5	7.5	7.5
Est. & Operate Political Parties	-	-	8.8	7.5	7.5	7.5	5.0	5.0	5.0	5.0
Est. & Operate Professional Organizations	-	-	7.1	7.5	7.5	7.5	5.0	5.0	5.0	5.0
Est. & Operate Edu., Sporting, and Cultural	-	-	8.8	7.5	7.5	7.5	10.0	10.0	10.0	10.0
Expression and Information	-	-	8.2	8.2	7.6	8.0	7.3	7.9	7.9	7.7
Press Killed	-	-	10.0	10.0	7.7	10.0	5.6	10.0	10.0	10.0
Press Jailed	-	-	10.0	10.0	9.3	10.0	10.0	10.0	10.0	8.8
Laws and Reg. That Influence Media	-	-	3.0	3.0	2.3	2.3	2.3	2.3	2.0	2.0
Political Pressure, Control Media	-	-	4.3	4.3	4.0	4.0	3.3	3.3	3.3	3.3
Access to Cable and Satellite	-	-	10.0	10.0	10.0	10.0	10.0	10.0	10.0	10.0
Freedom of Access to Frgn. Info.	-	-	10.0	10.0	10.0	10.0	10.0	10.0	10.0	10.0
State Control over Internet Access	-	-	10.0	10.0	10.0	10.0	10.0	10.0	10.0	10.0
Identity and Relationships	-	-	8.8	8.8	8.8	8.8	8.8	8.8	8.8	8.8
Legal Gender	-	-	-	-	-	-	-	-	-	-
Same-Sex Relationships	-	-	10.0	10.0	10.0	10.0	10.0	10.0	10.0	10.0
Divorce	-	-	7.5	7.5	7.5	7.5	7.5	7.5	7.5	7.5

CAMEROON

SUB-SAHARAN AFRICA

Ranking

143

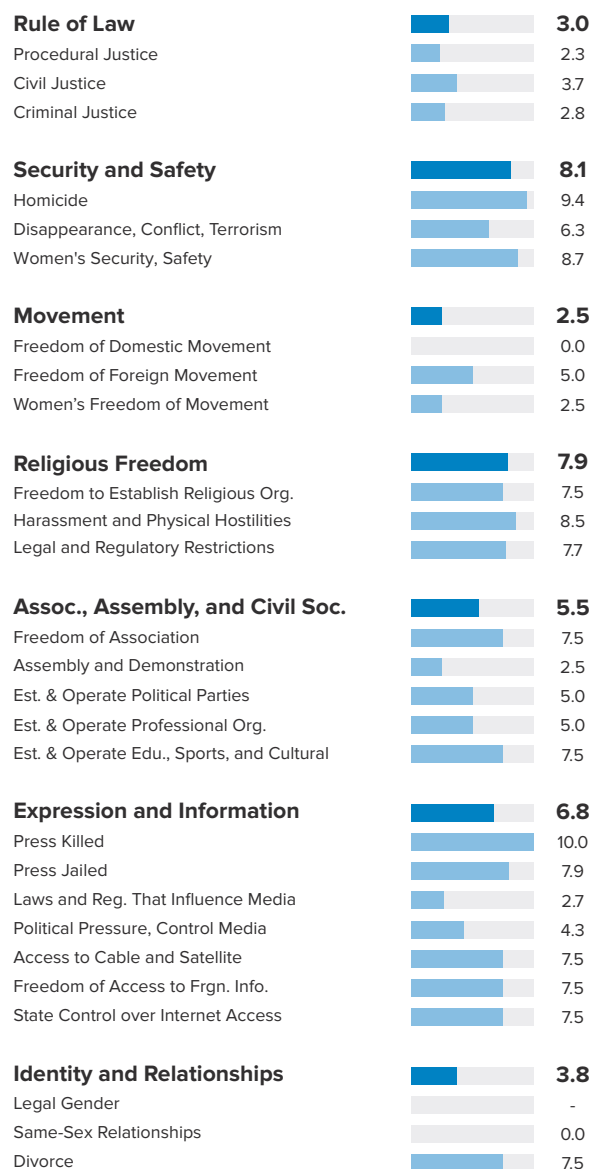
Score

5.64

Personal Freedom

141/162 Ranking

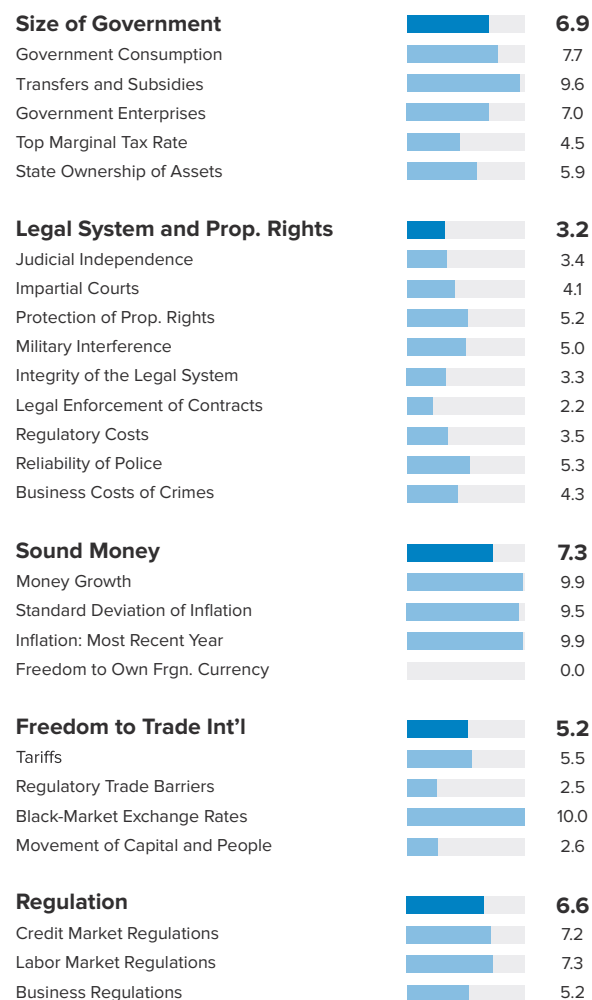
Score 5.43



Economic Freedom

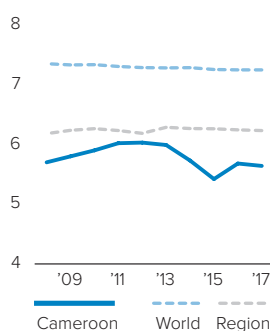
140/162 Ranking

Score 5.84

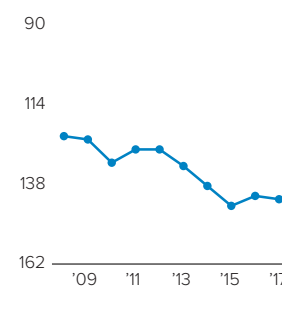


Human Freedom

Score over Time



Ranking over Time



CAMEROON

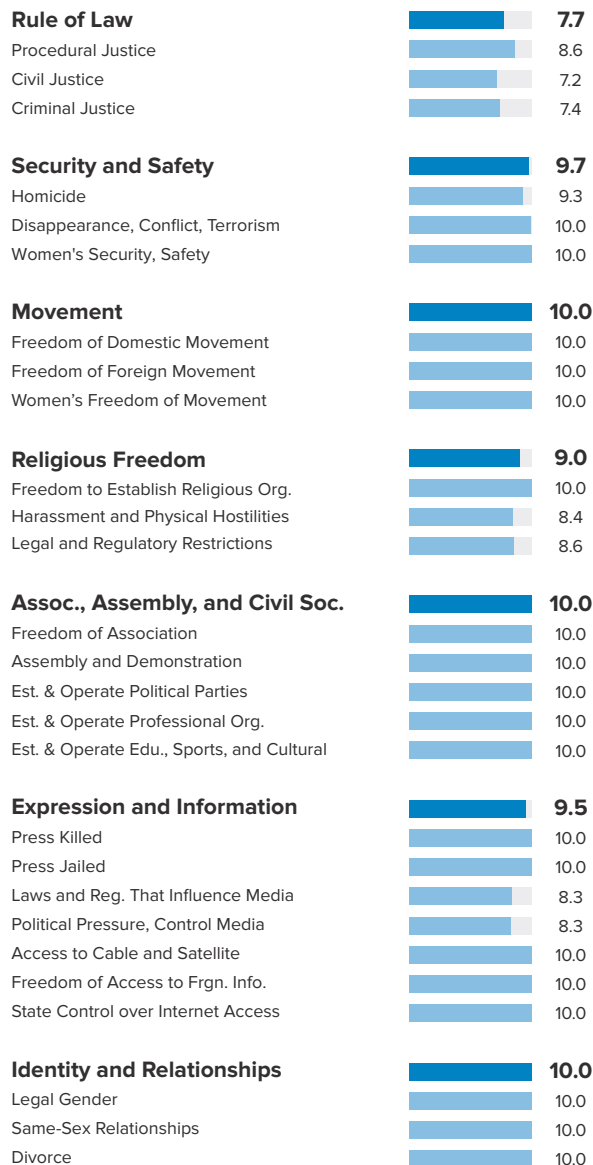
SUB-SAHARAN AFRICA

	2008	2009	2010	2011	2012	2013	2014	2015	2016	2017
Human Freedom Ranking	5.70	5.80	5.90	6.02	6.03	5.99	5.73	5.42	5.68	5.64
	124	125	132	128	128	133	139	145	142	143
Economic Freedom	5.57	5.84	6.02	5.99	6.00	5.91	5.86	5.74	5.80	5.84
Personal Freedom	5.83	5.77	5.77	6.06	6.06	6.08	5.61	5.10	5.55	5.43
Rule of Law	3.4	3.4	3.4	3.4	3.4	3.4	3.7	3.1	3.0	3.0
Procedural Justice	3.5	3.5	3.5	3.5	3.7	3.7	4.2	2.8	2.3	2.3
Civil Justice	3.5	3.5	3.5	3.5	3.4	3.4	3.7	3.5	3.7	3.7
Criminal Justice	3.2	3.2	3.2	3.2	3.1	3.1	3.2	3.0	2.8	2.8
Security and Safety	7.9	7.6	7.8	8.3	8.3	8.3	7.5	6.2	7.5	8.1
Homicide	8.4	7.4	8.0	8.4	8.3	8.3	9.6	9.5	9.5	9.4
Disappearance, Conflict, Terrorism	9.0	9.0	9.0	9.0	9.0	9.0	5.5	1.7	5.6	6.3
Women's Security, Safety	6.5	6.5	6.5	7.5	7.5	7.5	7.5	7.5	7.5	8.7
Movement	1.7	1.7	1.7	3.3	3.3	3.3	3.3	3.3	5.0	2.5
Freedom of Domestic Movement	0.0	0.0	0.0	5.0	0.0	0.0	0.0	0.0	0.0	0.0
Freedom of Foreign Movement	0.0	0.0	0.0	0.0	5.0	5.0	5.0	5.0	10.0	5.0
Women's Freedom of Movement	5.0	5.0	5.0	5.0	5.0	5.0	5.0	5.0	5.0	2.5
Religious Freedom	8.7	8.8	8.6	8.9	8.8	9.0	8.6	8.1	7.9	7.9
Freedom to Establish Religious Org.	8.8	8.8	8.8	8.8	8.8	8.8	7.5	7.5	7.5	7.5
Harassment and Physical Hostilities	8.9	9.2	8.9	9.2	9.2	9.3	9.2	8.5	8.5	8.5
Legal and Regulatory Restrictions	8.3	8.3	8.0	8.6	8.6	9.0	9.0	8.3	7.7	7.7
Assoc., Assembly, and Civil Society	7.8	7.8	7.8	7.8	7.8	7.8	5.5	5.5	5.5	5.5
Freedom of Association	7.5	7.5	7.5	7.5	7.5	7.5	7.5	7.5	7.5	7.5
Assembly and Demonstration	7.5	7.5	7.5	7.5	7.5	7.5	2.5	2.5	2.5	2.5
Est. & Operate Political Parties	7.1	7.1	7.1	8.8	8.8	8.8	5.0	5.0	5.0	5.0
Est. & Operate Professional Organizations	8.8	8.8	8.8	6.3	6.3	6.3	5.0	5.0	5.0	5.0
Est. & Operate Edu., Sporting, and Cultural	8.3	8.3	8.3	8.8	8.8	8.8	7.5	7.5	7.5	7.5
Expression and Information	8.0	8.1	7.9	7.7	7.8	7.8	6.9	7.0	7.0	6.8
Press Killed	10.0	10.0	8.3	10.0	10.0	10.0	10.0	10.0	10.0	10.0
Press Jailed	8.9	9.5	10.0	10.0	10.0	10.0	9.1	9.6	9.6	7.9
Laws and Reg. That Influence Media	3.3	3.0	3.0	3.0	3.0	2.7	2.7	2.7	2.7	2.7
Political Pressure, Control Media	4.0	4.0	3.8	3.5	4.0	4.3	4.3	4.5	4.3	4.3
Access to Cable and Satellite	10.0	10.0	10.0	10.0	10.0	10.0	7.5	7.5	7.5	7.5
Freedom of Access to Frgn. Info.	10.0	10.0	10.0	7.5	7.5	7.5	7.5	7.5	7.5	7.5
State Control over Internet Access	10.0	10.0	10.0	10.0	10.0	10.0	7.5	7.5	7.5	7.5
Identity and Relationships	3.8	3.8	3.8	3.8	3.8	3.8	3.8	3.8	3.8	3.8
Legal Gender	-	-	-	-	-	-	-	-	-	-
Same-Sex Relationships	0.0	0.0	0.0	0.0	0.0	0.0	0.0	0.0	0.0	0.0
Divorce	7.5	7.5	7.5	7.5	7.5	7.5	7.5	7.5	7.5	7.5

Personal Freedom

11/162 Ranking

Score 9.22



Economic Freedom

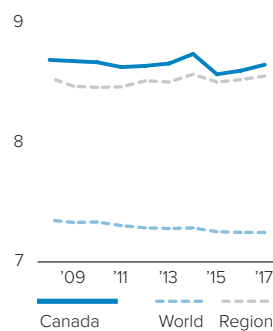
8/162 Ranking

Score 8.08

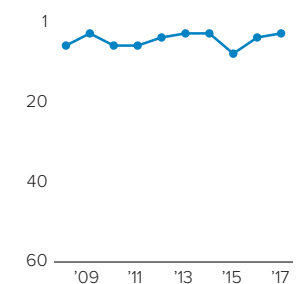


Human Freedom

Score over Time



Ranking over Time



CANADA

NORTH AMERICA

	2008	2009	2010	2011	2012	2013	2014	2015	2016	2017
Human Freedom Ranking	8.69	8.68	8.67	8.63	8.64	8.66	8.74	8.57	8.60	8.65
	7	4	7	7	5	4	4	9	5	4
Economic Freedom	8.13	8.09	8.08	8.00	8.07	8.10	8.27	8.03	8.08	8.08
Personal Freedom	9.26	9.26	9.26	9.26	9.20	9.23	9.22	9.11	9.13	9.22
Rule of Law	7.7	7.7	7.7	7.7	7.4	7.4	7.4	7.7	7.7	7.7
Procedural Justice	8.3	8.3	8.3	8.3	7.9	7.9	8.0	8.5	8.6	8.6
Civil Justice	7.2	7.2	7.2	7.2	7.3	7.3	7.0	7.2	7.2	7.2
Criminal Justice	7.5	7.5	7.5	7.5	7.2	7.2	7.2	7.4	7.4	7.4
Security and Safety	9.7	9.7	9.7	9.7	9.7	9.8	9.8	9.8	9.8	9.7
Homicide	9.3	9.3	9.3	9.3	9.4	9.4	9.4	9.3	9.3	9.3
Disappearance, Conflict, Terrorism	10.0	10.0	10.0	10.0	10.0	10.0	10.0	10.0	10.0	10.0
Women's Security, Safety	9.8	9.8	9.8	9.8	9.8	10.0	10.0	10.0	10.0	10.0
Movement	10.0	10.0	10.0	10.0	10.0	10.0	10.0	10.0	10.0	10.0
Freedom of Domestic Movement	10.0	10.0	10.0	10.0	10.0	10.0	10.0	10.0	10.0	10.0
Freedom of Foreign Movement	10.0	10.0	10.0	10.0	10.0	10.0	10.0	10.0	10.0	10.0
Women's Freedom of Movement	10.0	10.0	10.0	10.0	10.0	10.0	10.0	10.0	10.0	10.0
Religious Freedom	9.7	9.7	9.7	9.7	9.7	9.7	9.6	8.9	9.0	9.0
Freedom to Establish Religious Org.	10.0	10.0	10.0	10.0	10.0	10.0	10.0	10.0	10.0	10.0
Harassment and Physical Hostilities	9.8	9.8	9.7	9.7	9.8	9.7	9.7	8.4	8.4	8.4
Legal and Regulatory Restrictions	9.3	9.3	9.3	9.3	9.3	9.3	9.0	8.1	8.6	8.6
Assoc., Assembly, and Civil Society	10.0	10.0	10.0	10.0	10.0	10.0	10.0	10.0	10.0	10.0
Freedom of Association	10.0	10.0	10.0	10.0	10.0	10.0	10.0	10.0	10.0	10.0
Assembly and Demonstration	10.0	10.0	10.0	10.0	10.0	10.0	10.0	10.0	10.0	10.0
Est. & Operate Political Parties	10.0	10.0	10.0	10.0	10.0	10.0	10.0	10.0	10.0	10.0
Est. & Operate Professional Organizations	10.0	10.0	10.0	10.0	10.0	10.0	10.0	10.0	10.0	10.0
Est. & Operate Edu., Sporting, and Cultural	10.0	10.0	10.0	10.0	10.0	10.0	10.0	10.0	10.0	10.0
Expression and Information	9.5	9.5	9.5	9.5	9.4	9.5	9.5	9.5	9.5	9.5
Press Killed	10.0	10.0	10.0	10.0	10.0	10.0	10.0	10.0	10.0	10.0
Press Jailed	10.0	10.0	10.0	10.0	10.0	10.0	10.0	10.0	10.0	10.0
Laws and Reg. That Influence Media	8.3	8.3	8.3	8.3	8.3	8.3	8.3	8.3	8.3	8.3
Political Pressure, Control Media	8.0	8.0	8.0	8.0	7.8	8.0	8.3	8.3	8.3	8.3
Access to Cable and Satellite	10.0	10.0	10.0	10.0	10.0	10.0	10.0	10.0	10.0	10.0
Freedom of Access to Frgn. Info.	10.0	10.0	10.0	10.0	10.0	10.0	10.0	10.0	10.0	10.0
State Control over Internet Access	10.0	10.0	10.0	10.0	10.0	10.0	10.0	10.0	10.0	10.0
Identity and Relationships	10.0	10.0	10.0	10.0	10.0	10.0	10.0	9.0	9.0	10.0
Legal Gender	-	-	-	-	-	-	-	7.0	7.0	10.0
Same-Sex Relationships	10.0	10.0	10.0	10.0	10.0	10.0	10.0	10.0	10.0	10.0
Divorce	10.0	10.0	10.0	10.0	10.0	10.0	10.0	10.0	10.0	10.0

CAPE VERDE

SUB-SAHARAN AFRICA

Ranking

52

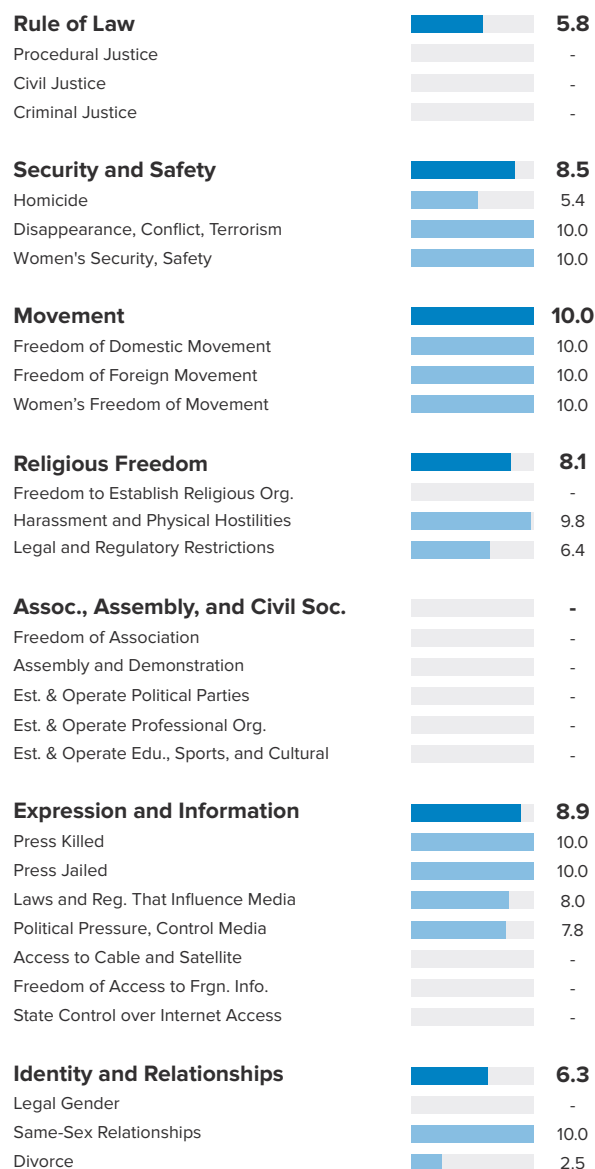
Score

7.45

Personal Freedom

50/162 Ranking

Score 7.74



Economic Freedom

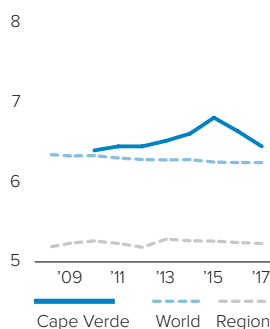
63/162 Ranking

Score 7.16

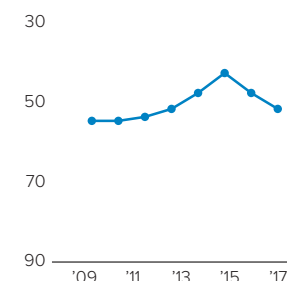


Human Freedom

Score over Time



Ranking over Time



CAPE VERDE

SUB-SAHARAN AFRICA

	2008	2009	2010	2011	2012	2013	2014	2015	2016	2017
Human Freedom	-	-	7.40	7.45	7.45	7.52	7.61	7.81	7.64	7.45
Ranking	-	-	55	55	54	52	48	43	48	52
Economic Freedom	-	-	6.47	6.61	6.69	6.85	6.99	7.09	7.11	7.16
Personal Freedom	-	-	8.33	8.28	8.21	8.19	8.23	8.52	8.18	7.74
Rule of Law	-	-	6.1	6.2	6.0	6.0	6.1	6.2	5.7	5.8
Procedural Justice	-	-	-	-	-	-	-	-	-	-
Civil Justice	-	-	-	-	-	-	-	-	-	-
Criminal Justice	-	-	-	-	-	-	-	-	-	-
Security and Safety	-	-	9.0	8.6	8.5	8.6	8.4	8.8	8.5	8.5
Homicide	-	-	6.9	5.8	5.6	5.8	5.1	6.5	5.4	5.4
Disappearance, Conflict, Terrorism	-	-	10.0	10.0	10.0	10.0	10.0	10.0	10.0	10.0
Women's Security, Safety	-	-	10.0	10.0	10.0	10.0	10.0	10.0	10.0	10.0
Movement	-	-	10.0	10.0	10.0	10.0	10.0	10.0	10.0	10.0
Freedom of Domestic Movement	-	-	10.0	10.0	10.0	10.0	10.0	10.0	10.0	10.0
Freedom of Foreign Movement	-	-	10.0	10.0	10.0	10.0	10.0	10.0	10.0	10.0
Women's Freedom of Movement	-	-	10.0	10.0	10.0	-	-	-	-	10.0
Religious Freedom	-	-	7.5	7.7	7.7	7.4	8.0	9.2	8.1	8.1
Freedom to Establish Religious Org.	-	-	-	-	-	-	-	-	-	-
Harassment and Physical Hostilities	-	-	7.8	7.9	7.7	7.1	7.6	9.2	9.8	9.8
Legal and Regulatory Restrictions	-	-	7.2	7.5	7.6	7.7	8.5	9.1	6.4	6.4
Assoc., Assembly, and Civil Society	-	-	-	-	-	-	-	-	-	-
Freedom of Association	-	-	-	-	-	-	-	-	-	-
Assembly and Demonstration	-	-	-	-	-	-	-	-	-	-
Est. & Operate Political Parties	-	-	-	-	-	-	-	-	-	-
Est. & Operate Professional Organizations	-	-	-	-	-	-	-	-	-	-
Est. & Operate Edu., Sporting, and Cultural	-	-	-	-	-	-	-	-	-	-
Expression and Information	-	-	8.9	8.9	8.9	8.9	8.9	8.9	8.9	8.9
Press Killed	-	-	10.0	10.0	10.0	10.0	10.0	10.0	10.0	10.0
Press Jailed	-	-	10.0	10.0	10.0	10.0	10.0	10.0	10.0	10.0
Laws and Reg. That Influence Media	-	-	8.0	8.0	8.0	8.0	8.0	8.0	8.0	8.0
Political Pressure, Control Media	-	-	7.8	7.8	7.8	7.8	7.8	7.8	7.8	7.8
Access to Cable and Satellite	-	-	-	-	-	-	-	-	-	-
Freedom of Access to Frgn. Info.	-	-	-	-	-	-	-	-	-	-
State Control over Internet Access	-	-	-	-	-	-	-	-	-	-
Identity and Relationships	-	-	10.0	10.0	10.0	10.0	10.0	10.0	10.0	6.3
Legal Gender	-	-	-	-	-	-	-	-	-	-
Same-Sex Relationships	-	-	10.0	10.0	10.0	10.0	10.0	10.0	10.0	10.0
Divorce	-	-	-	-	-	-	-	-	-	2.5

CENTRAL AFR. REP.

SUB-SAHARAN AFRICA

Ranking

150

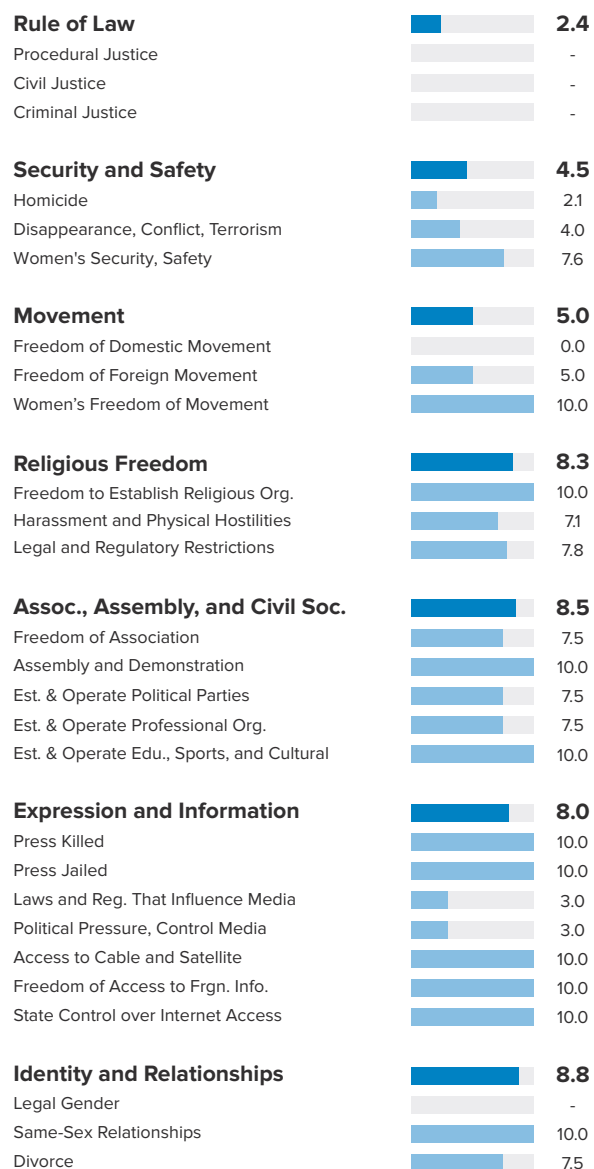
Score

5.41

Personal Freedom

137/162 Ranking

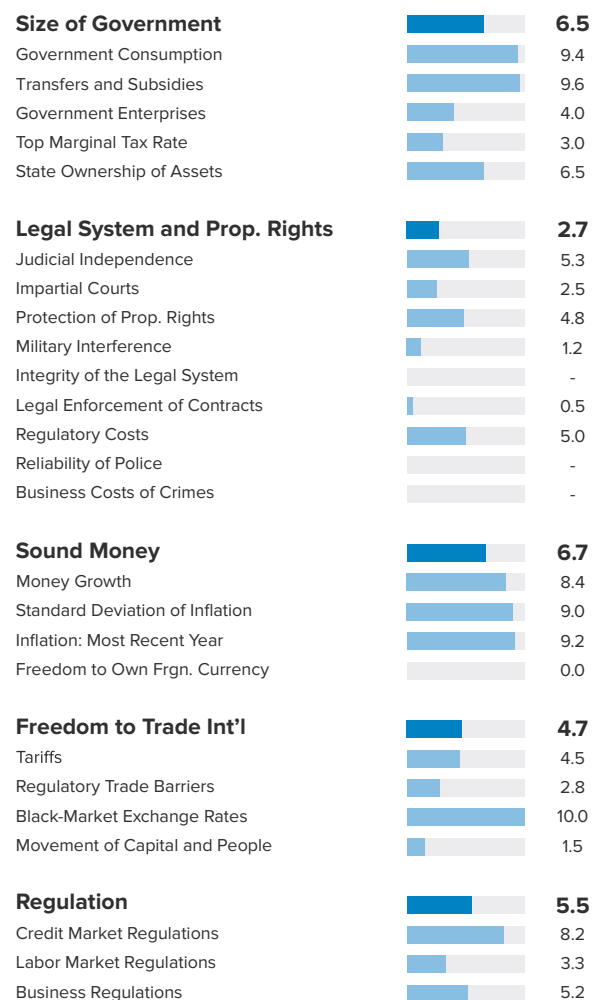
Score 5.59



Economic Freedom

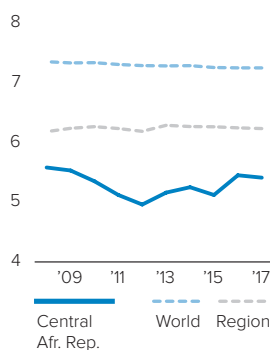
151/162 Ranking

Score 5.23

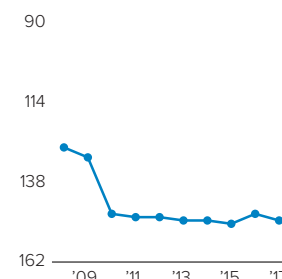


Human Freedom

Score over Time



Ranking over Time



CENTRAL AFR. REP.

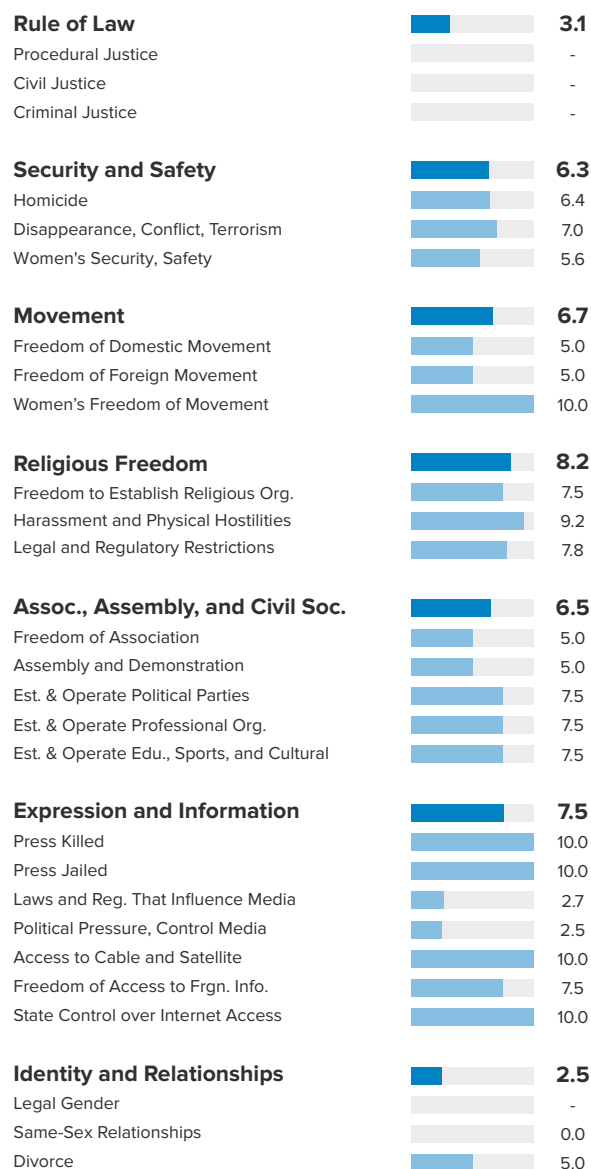
SUB-SAHARAN AFRICA

	2008	2009	2010	2011	2012	2013	2014	2015	2016	2017
Human Freedom	5.58	5.53	5.35	5.12	4.96	5.16	5.25	5.12	5.45	5.41
Ranking	128	131	148	149	149	150	150	151	148	150
Economic Freedom	5.17	5.20	5.06	5.10	5.00	5.68	5.21	4.84	5.41	5.23
Personal Freedom	6.00	5.86	5.64	5.14	4.91	4.63	5.28	5.40	5.50	5.59
Rule of Law	3.6	3.7	3.7	3.7	3.1	2.5	2.6	2.5	2.3	2.4
Procedural Justice	-	-	-	-	-	-	-	-	-	-
Civil Justice	-	-	-	-	-	-	-	-	-	-
Criminal Justice	-	-	-	-	-	-	-	-	-	-
Security and Safety	5.7	5.0	4.4	5.2	4.8	3.7	3.8	4.2	4.3	4.5
Homicide	2.1	2.1	2.1	2.1	2.1	2.1	2.1	2.1	2.1	2.1
Disappearance, Conflict, Terrorism	9.5	7.4	5.7	7.3	6.0	2.6	3.0	4.2	4.5	4.0
Women's Security, Safety	5.5	5.5	5.5	6.2	6.2	6.3	6.3	6.3	6.3	7.6
Movement	5.0	5.0	5.0	1.7	1.7	3.3	3.3	3.3	5.0	5.0
Freedom of Domestic Movement	5.0	5.0	5.0	5.0	0.0	0.0	0.0	0.0	0.0	0.0
Freedom of Foreign Movement	0.0	0.0	0.0	0.0	5.0	5.0	5.0	5.0	10.0	5.0
Women's Freedom of Movement	10.0	10.0	10.0	0.0	0.0	5.0	5.0	5.0	5.0	10.0
Religious Freedom	8.4	8.4	7.6	7.3	7.7	7.9	9.5	8.7	8.3	8.3
Freedom to Establish Religious Org.	8.8	8.8	8.8	7.5	7.5	7.5	10.0	10.0	10.0	10.0
Harassment and Physical Hostilities	9.0	9.7	8.4	8.6	8.9	8.8	9.6	7.6	7.1	7.1
Legal and Regulatory Restrictions	7.5	6.7	5.6	5.7	6.7	7.5	8.8	8.4	7.8	7.8
Assoc., Assembly, and Civil Society	6.8	6.8	6.8	5.8	5.8	5.8	8.5	8.5	8.5	8.5
Freedom of Association	7.5	7.5	7.5	7.5	7.5	7.5	7.5	7.5	7.5	7.5
Assembly and Demonstration	7.5	7.5	7.5	2.5	2.5	2.5	10.0	10.0	10.0	10.0
Est. & Operate Political Parties	5.4	5.4	5.4	5.0	5.0	5.0	7.5	7.5	7.5	7.5
Est. & Operate Professional Organizations	8.8	8.8	8.8	7.5	7.5	7.5	7.5	7.5	7.5	7.5
Est. & Operate Edu., Sporting, and Cultural	5.0	5.0	5.0	6.3	6.3	6.3	10.0	10.0	10.0	10.0
Expression and Information	7.8	7.8	7.8	5.7	5.7	5.2	6.9	8.0	8.0	8.0
Press Killed	10.0	10.0	10.0	10.0	10.0	10.0	2.6	10.0	10.0	10.0
Press Jailed	10.0	10.0	10.0	10.0	10.0	10.0	10.0	10.0	10.0	10.0
Laws and Reg. That Influence Media	3.7	3.7	3.7	3.3	3.3	2.0	3.0	3.0	3.0	3.0
Political Pressure, Control Media	4.3	4.3	4.3	4.3	4.3	2.0	2.8	3.0	3.0	3.0
Access to Cable and Satellite	10.0	10.0	10.0	5.0	5.0	5.0	10.0	10.0	10.0	10.0
Freedom of Access to Frgn. Info.	6.7	6.7	6.7	2.5	2.5	2.5	10.0	10.0	10.0	10.0
State Control over Internet Access	10.0	10.0	10.0	5.0	5.0	5.0	10.0	10.0	10.0	10.0
Identity and Relationships	8.8	8.8	8.8	8.8	8.8	8.8	8.8	8.8	8.8	8.8
Legal Gender	-	-	-	-	-	-	-	-	-	-
Same-Sex Relationships	10.0	10.0	10.0	10.0	10.0	10.0	10.0	10.0	10.0	10.0
Divorce	7.5	7.5	7.5	7.5	7.5	7.5	7.5	7.5	7.5	7.5

Personal Freedom

139/162 Ranking

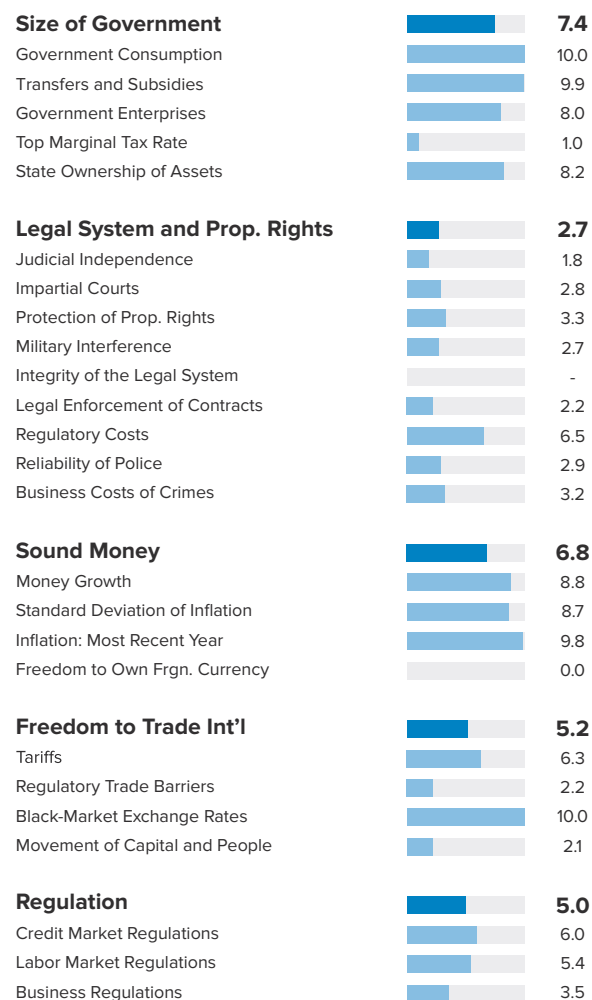
Score 5.49



Economic Freedom

150/162 Ranking

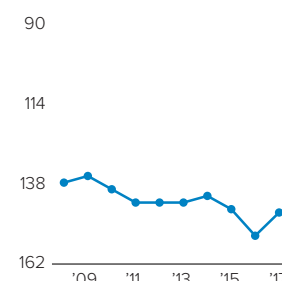
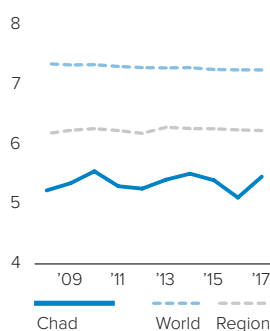
Score 5.42



Human Freedom

Score over Time

Ranking over Time



CHAD

SUB-SAHARAN AFRICA

	2008	2009	2010	2011	2012	2013	2014	2015	2016	2017
Human Freedom Ranking	5.23	5.35	5.55	5.30	5.26	5.41	5.51	5.40	5.11	5.46
	138	136	140	144	144	144	142	146	154	147
Economic Freedom	4.97	5.22	5.47	5.03	4.81	5.06	5.03	5.26	5.35	5.42
Personal Freedom	5.48	5.47	5.63	5.58	5.71	5.77	6.00	5.54	4.87	5.49
Rule of Law	3.3	3.4	3.5	3.5	3.0	3.1	3.4	3.3	3.0	3.1
Procedural Justice	-	-	-	-	-	-	-	-	-	-
Civil Justice	-	-	-	-	-	-	-	-	-	-
Criminal Justice	-	-	-	-	-	-	-	-	-	-
Security and Safety	4.7	5.2	5.9	5.5	5.8	5.9	5.9	4.2	5.1	6.3
Homicide	6.1	6.1	6.1	6.1	6.1	6.4	6.4	6.4	6.4	6.4
Disappearance, Conflict, Terrorism	4.9	6.2	8.3	7.5	8.5	8.5	8.5	3.5	6.2	7.0
Women's Security, Safety	3.2	3.2	3.2	2.8	2.8	2.8	2.8	2.8	2.8	5.6
Movement	6.7	5.0	5.0	6.7	8.3	8.3	8.3	8.3	5.0	6.7
Freedom of Domestic Movement	5.0	5.0	5.0	10.0	10.0	10.0	10.0	10.0	5.0	5.0
Freedom of Foreign Movement	5.0	0.0	0.0	5.0	10.0	10.0	10.0	10.0	5.0	5.0
Women's Freedom of Movement	10.0	10.0	10.0	5.0	5.0	5.0	5.0	5.0	5.0	10.0
Religious Freedom	8.6	8.8	8.5	7.7	7.6	7.7	8.2	8.0	8.2	8.2
Freedom to Establish Religious Org.	8.8	8.8	8.8	6.3	6.3	6.3	7.5	7.5	7.5	7.5
Harassment and Physical Hostilities	8.9	9.2	8.8	8.8	8.4	8.8	8.9	8.4	9.2	9.2
Legal and Regulatory Restrictions	8.1	8.4	8.1	8.1	8.1	8.1	8.1	8.1	7.8	7.8
Assoc., Assembly, and Civil Society	6.4	6.4	6.4	6.5	6.5	6.5	6.5	6.5	6.5	6.5
Freedom of Association	7.5	7.5	7.5	7.5	7.5	7.5	5.0	5.0	5.0	5.0
Assembly and Demonstration	5.0	5.0	5.0	5.0	5.0	5.0	5.0	5.0	5.0	5.0
Est. & Operate Political Parties	5.4	5.4	5.4	7.5	7.5	7.5	7.5	7.5	7.5	7.5
Est. & Operate Professional Organizations	8.8	8.8	8.8	6.3	6.3	6.3	7.5	7.5	7.5	7.5
Est. & Operate Edu., Sporting, and Cultural	5.4	5.4	5.4	6.3	6.3	6.3	7.5	7.5	7.5	7.5
Expression and Information	6.8	6.8	6.8	6.4	6.4	6.4	7.5	7.5	7.5	7.5
Press Killed	10.0	10.0	10.0	10.0	10.0	10.0	10.0	10.0	10.0	10.0
Press Jailed	10.0	10.0	10.0	10.0	10.0	10.0	10.0	10.0	10.0	10.0
Laws and Reg. That Influence Media	2.0	2.0	2.3	2.3	2.3	2.7	2.7	2.7	2.7	2.7
Political Pressure, Control Media	2.3	2.0	2.3	2.3	2.3	2.3	2.5	2.5	2.5	2.5
Access to Cable and Satellite	6.7	6.7	6.7	5.0	5.0	5.0	10.0	10.0	10.0	10.0
Freedom of Access to Frgn. Info.	6.7	6.7	6.7	7.5	7.5	7.5	7.5	7.5	7.5	7.5
State Control over Internet Access	10.0	10.0	10.0	7.5	7.5	7.5	10.0	10.0	10.0	10.0
Identity and Relationships	6.3	6.3	6.3	6.3	6.3	6.3	6.3	6.3	1.3	2.5
Legal Gender	-	-	-	-	-	-	-	-	-	-
Same-Sex Relationships	10.0	10.0	10.0	10.0	10.0	10.0	10.0	10.0	0.0	0.0
Divorce	2.5	2.5	2.5	2.5	2.5	2.5	2.5	2.5	2.5	5.0

CHILE

LATIN AMERICA & THE CARIBBEAN

Ranking

28

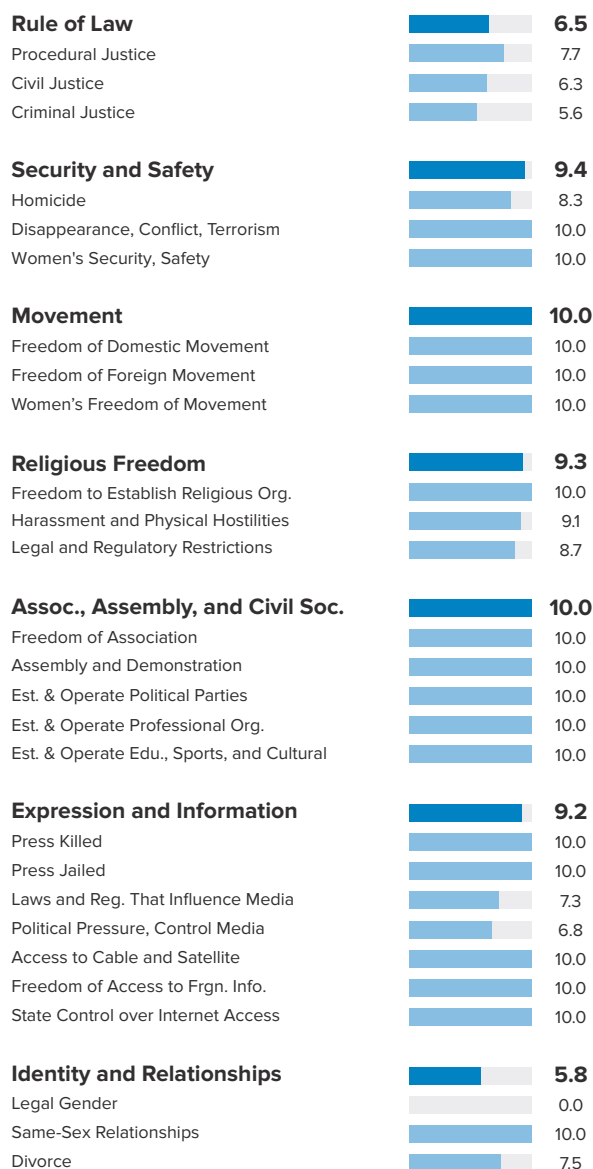
Score

8.15

Personal Freedom

36/162 Ranking

Score 8.41



Economic Freedom

13/162 Ranking

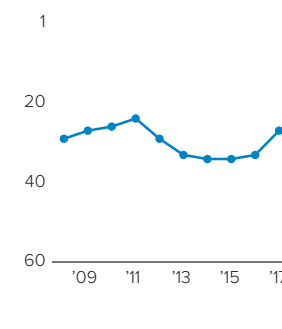
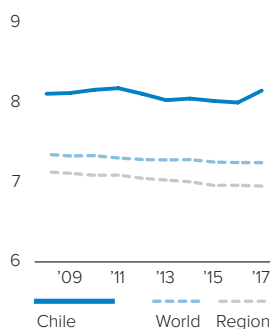
Score 7.89



Human Freedom

Score over Time

Ranking over Time



CHILE

LATIN AMERICA & THE CARIBBEAN

	2008	2009	2010	2011	2012	2013	2014	2015	2016	2017
Human Freedom Ranking	8.11 30	8.12 28	8.16 27	8.18 25	8.11 30	8.03 34	8.05 35	8.02 35	8.00 34	8.15 28
Economic Freedom	7.82	7.86	7.91	7.93	7.84	7.93	7.89	7.85	7.85	7.89
Personal Freedom	8.40	8.38	8.40	8.42	8.38	8.13	8.21	8.18	8.15	8.41
Rule of Law	6.7	6.7	6.7	6.7	6.5	6.5	6.5	6.7	6.5	6.5
Procedural Justice	7.6	7.6	7.6	7.6	7.6	7.6	7.8	7.8	7.7	7.7
Civil Justice	6.6	6.6	6.6	6.6	6.1	6.1	6.1	6.4	6.3	6.3
Criminal Justice	6.0	6.0	6.0	6.0	5.7	5.7	5.6	5.8	5.6	5.6
Security and Safety	9.5	9.5	9.6	9.5	9.7	8.7	8.7	8.7	8.7	9.4
Homicide	8.6	8.5	8.7	8.5	9.0	8.7	8.6	8.6	8.6	8.3
Disappearance, Conflict, Terrorism	10.0	10.0	10.0	10.0	10.0	10.0	9.9	10.0	10.0	10.0
Women's Security, Safety	10.0	10.0	10.0	10.0	10.0	7.5	7.5	7.5	7.5	10.0
Movement	10.0	10.0	10.0	10.0	10.0	10.0	10.0	10.0	10.0	10.0
Freedom of Domestic Movement	10.0	10.0	10.0	10.0	10.0	10.0	10.0	10.0	10.0	10.0
Freedom of Foreign Movement	10.0	10.0	10.0	10.0	10.0	10.0	10.0	10.0	10.0	10.0
Women's Freedom of Movement	10.0	10.0	10.0	10.0	10.0	10.0	10.0	10.0	10.0	10.0
Religious Freedom	8.0	7.8	7.9	7.8	7.6	7.4	7.6	9.2	9.3	9.3
Freedom to Establish Religious Org.	10.0	10.0	10.0	10.0	10.0	10.0	10.0	10.0	10.0	10.0
Harassment and Physical Hostilities	8.0	8.0	7.7	8.0	7.5	7.6	7.8	9.7	9.1	9.1
Legal and Regulatory Restrictions	6.0	5.6	5.8	5.5	5.2	4.6	4.9	7.9	8.7	8.7
Assoc., Assembly, and Civil Society	8.8	8.8	8.8	9.3	9.3	9.3	10.0	10.0	10.0	10.0
Freedom of Association	10.0	10.0	10.0	10.0	10.0	10.0	10.0	10.0	10.0	10.0
Assembly and Demonstration	7.5	7.5	7.5	7.5	7.5	7.5	10.0	10.0	10.0	10.0
Est. & Operate Political Parties	8.3	8.3	8.3	8.8	8.8	8.8	10.0	10.0	10.0	10.0
Est. & Operate Professional Organizations	10.0	10.0	10.0	10.0	10.0	10.0	10.0	10.0	10.0	10.0
Est. & Operate Edu., Sporting, and Cultural	8.3	8.3	8.3	10.0	10.0	10.0	10.0	10.0	10.0	10.0
Expression and Information	9.1	9.1	9.2	9.1	9.1	9.1	9.1	9.2	9.2	9.2
Press Killed	10.0	10.0	10.0	10.0	10.0	10.0	10.0	10.0	10.0	10.0
Press Jailed	10.0	10.0	10.0	10.0	10.0	10.0	10.0	10.0	10.0	10.0
Laws and Reg. That Influence Media	7.0	7.0	7.3	7.3	7.3	7.3	7.3	7.3	7.3	7.3
Political Pressure, Control Media	7.0	6.8	6.8	6.5	6.5	6.5	6.5	6.8	6.8	6.8
Access to Cable and Satellite	10.0	10.0	10.0	10.0	10.0	10.0	10.0	10.0	10.0	10.0
Freedom of Access to Frgn. Info.	10.0	10.0	10.0	10.0	10.0	10.0	10.0	10.0	10.0	10.0
State Control over Internet Access	10.0	10.0	10.0	10.0	10.0	10.0	10.0	10.0	10.0	10.0
Identity and Relationships	7.5	7.5	7.5	7.5	7.5	7.5	7.5	5.0	5.0	5.8
Legal Gender	-	-	-	-	-	-	-	0.0	0.0	0.0
Same-Sex Relationships	10.0	10.0	10.0	10.0	10.0	10.0	10.0	10.0	10.0	10.0
Divorce	5.0	5.0	5.0	5.0	5.0	5.0	5.0	5.0	5.0	7.5

CHINA

EAST ASIA

Ranking

126

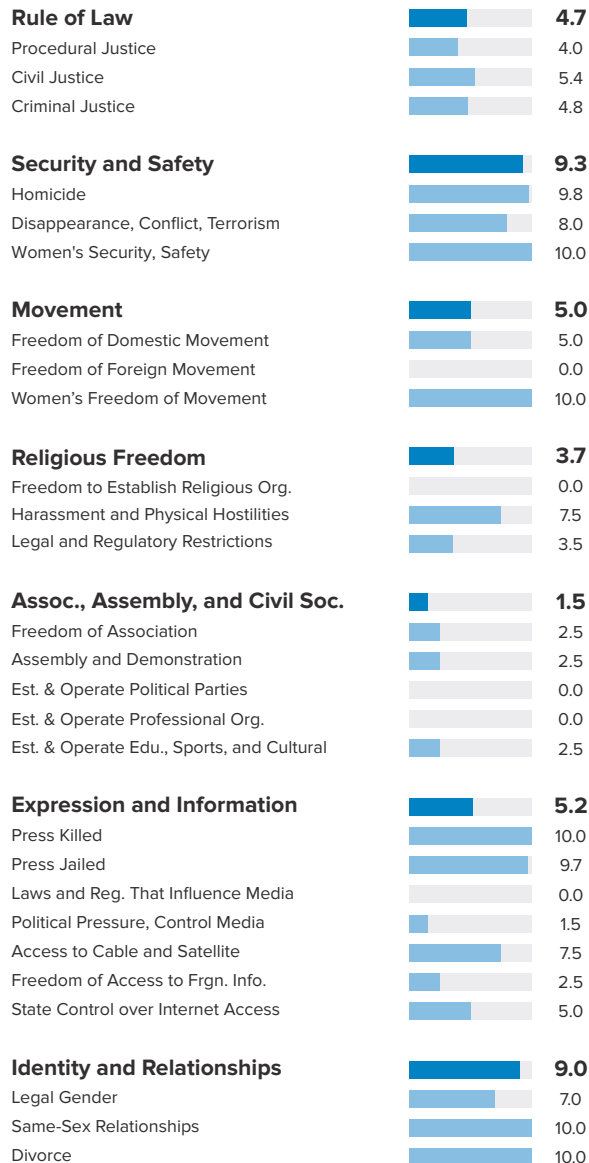
Score

6.17

Personal Freedom

124/162 Ranking

Score 5.92



Economic Freedom

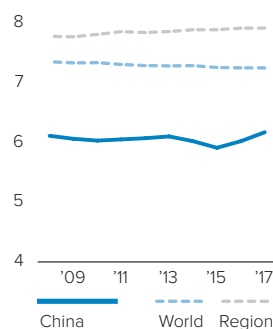
113/162 Ranking

Score 6.42

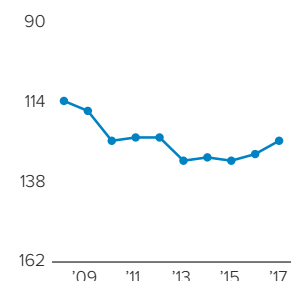


Human Freedom

Score over Time



Ranking over Time



CHINA

EAST ASIA

	2008	2009	2010	2011	2012	2013	2014	2015	2016	2017
Human Freedom	6.11	6.06	6.03	6.05	6.07	6.10	6.02	5.91	6.02	6.17
Ranking	114	117	126	125	125	132	131	132	130	126
Economic Freedom	6.23	6.27	6.22	6.23	6.29	6.31	6.30	6.33	6.40	6.42
Personal Freedom	6.00	5.84	5.84	5.88	5.86	5.88	5.74	5.49	5.63	5.92
Rule of Law	4.7	4.7	4.7	4.7	4.2	4.2	4.4	4.7	4.7	4.7
Procedural Justice	4.3	4.3	4.3	4.3	4.0	4.0	3.9	4.0	4.0	4.0
Civil Justice	4.3	4.3	4.3	4.3	4.1	4.1	4.8	5.2	5.4	5.4
Criminal Justice	5.4	5.4	5.4	5.4	4.3	4.3	4.5	4.7	4.8	4.8
Security and Safety	9.5	8.9	8.9	8.0	8.4	8.4	8.2	8.1	8.1	9.3
Homicide	9.6	9.6	9.6	9.6	9.7	9.7	9.7	9.7	9.8	9.8
Disappearance, Conflict, Terrorism	9.0	7.0	7.0	7.0	8.0	8.0	7.5	7.0	7.0	8.0
Women's Security, Safety	10.0	10.0	10.0	7.5	7.5	7.5	7.5	7.5	7.5	10.0
Movement	3.3	3.3	3.3	3.3	3.3	3.3	3.3	3.3	5.0	5.0
Freedom of Domestic Movement	0.0	0.0	0.0	0.0	0.0	0.0	0.0	0.0	0.0	5.0
Freedom of Foreign Movement	0.0	0.0	0.0	0.0	0.0	0.0	0.0	0.0	5.0	0.0
Women's Freedom of Movement	10.0	10.0	10.0	10.0	10.0	10.0	10.0	10.0	10.0	10.0
Religious Freedom	5.3	5.4	5.4	6.2	6.5	6.8	5.8	4.1	3.7	3.7
Freedom to Establish Religious Org.	0.0	0.0	0.0	2.5	2.5	2.5	0.0	0.0	0.0	0.0
Harassment and Physical Hostilities	8.6	8.8	8.5	8.9	8.8	9.2	8.9	7.1	7.5	7.5
Legal and Regulatory Restrictions	7.4	7.5	7.7	7.4	8.2	8.6	8.6	5.2	3.5	3.5
Assoc., Assembly, and Civil Society	1.3	1.3	1.3	1.8	1.8	1.8	1.5	1.5	1.5	1.5
Freedom of Association	2.5	2.5	2.5	0.0	0.0	0.0	2.5	2.5	2.5	2.5
Assembly and Demonstration	0.0	0.0	0.0	2.5	2.5	2.5	2.5	2.5	2.5	2.5
Est. & Operate Political Parties	0.0	0.0	0.0	0.0	0.0	0.0	0.0	0.0	0.0	0.0
Est. & Operate Professional Organizations	1.3	1.3	1.3	1.3	1.3	1.3	0.0	0.0	0.0	0.0
Est. & Operate Edu., Sporting, and Cultural	2.5	2.5	2.5	5.0	5.0	5.0	2.5	2.5	2.5	2.5
Expression and Information	4.5	4.6	4.5	5.6	5.7	5.6	5.2	5.1	5.2	5.2
Press Killed	10.0	10.0	10.0	10.0	10.0	10.0	10.0	10.0	10.0	10.0
Press Jailed	9.8	9.8	9.7	9.8	9.8	9.8	9.7	9.6	9.7	9.7
Laws and Reg. That Influence Media	0.7	0.7	0.3	0.3	0.3	0.3	0.0	0.0	0.0	0.0
Political Pressure, Control Media	1.3	1.5	1.5	1.5	2.0	1.8	1.5	1.3	1.5	1.5
Access to Cable and Satellite	6.7	6.7	6.7	5.0	5.0	5.0	7.5	7.5	7.5	7.5
Freedom of Access to Frgn. Info.	3.3	3.3	3.3	7.5	7.5	7.5	2.5	2.5	2.5	2.5
State Control over Internet Access	0.0	0.0	0.0	5.0	5.0	5.0	5.0	5.0	5.0	5.0
Identity and Relationships	10.0	10.0	10.0	10.0	10.0	10.0	10.0	9.0	9.0	9.0
Legal Gender	-	-	-	-	-	-	-	7.0	7.0	7.0
Same-Sex Relationships	10.0	10.0	10.0	10.0	10.0	10.0	10.0	10.0	10.0	10.0
Divorce	10.0	10.0	10.0	10.0	10.0	10.0	10.0	10.0	10.0	10.0

COLOMBIA

LATIN AMERICA & THE CARIBBEAN

Ranking

71

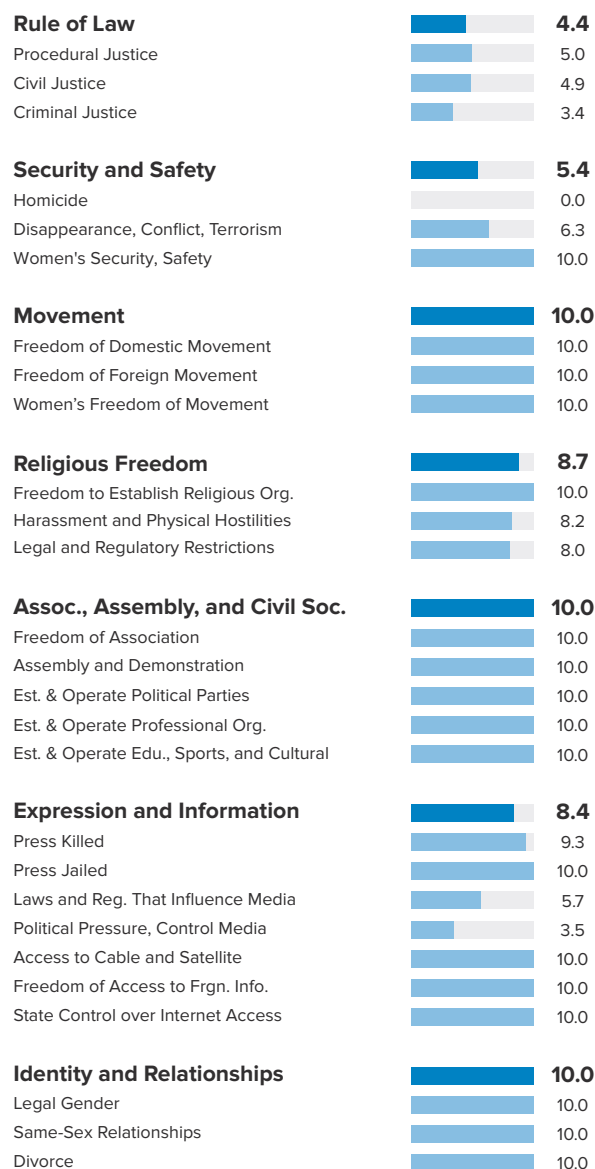
Score

6.93

Personal Freedom

69/162 Ranking

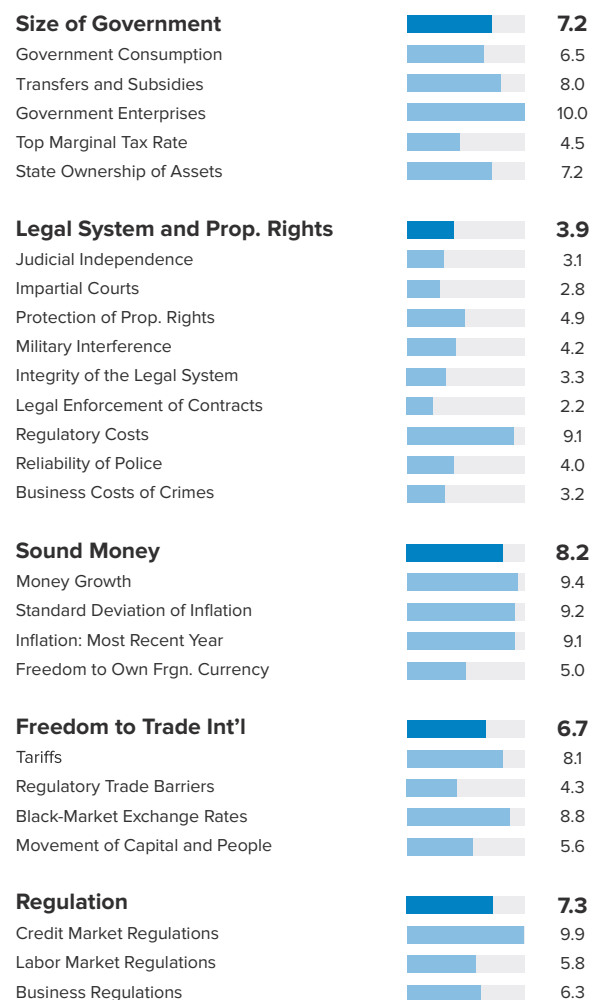
Score 7.18



Economic Freedom

94/162 Ranking

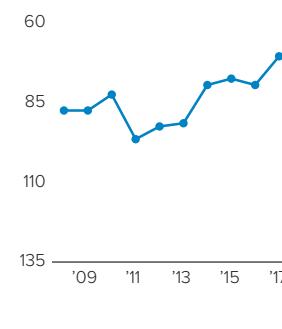
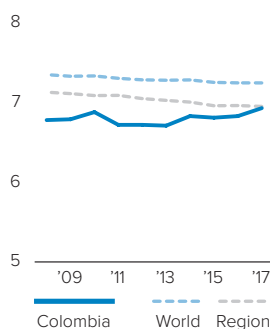
Score 6.68



Human Freedom

Score over Time

Ranking over Time



COLOMBIA

LATIN AMERICA & THE CARIBBEAN

	2008	2009	2010	2011	2012	2013	2014	2015	2016	2017
Human Freedom Ranking	6.78	6.79	6.88	6.72	6.72	6.71	6.83	6.81	6.83	6.93
Economic Freedom	6.64	6.73	6.83	6.90	6.83	6.80	6.70	6.66	6.63	6.68
Personal Freedom	6.93	6.86	6.93	6.55	6.60	6.62	6.97	6.97	7.02	7.18
Rule of Law	4.8	4.8	4.8	4.8	4.5	4.5	4.5	4.5	4.4	4.4
Procedural Justice	4.6	4.6	4.6	4.6	5.1	5.1	5.1	5.0	5.0	5.0
Civil Justice	5.3	5.3	5.3	5.3	4.9	4.9	5.1	5.0	4.9	4.9
Criminal Justice	4.3	4.3	4.3	4.3	3.5	3.5	3.4	3.4	3.4	3.4
Security and Safety	5.3	5.2	5.2	5.4	5.2	5.3	5.3	5.2	5.5	5.4
Homicide	0.0	0.0	0.0	0.0	0.0	0.0	0.0	0.0	0.0	0.0
Disappearance, Conflict, Terrorism	5.8	5.6	5.7	6.1	5.6	5.9	5.9	5.6	6.4	6.3
Women's Security, Safety	10.0	10.0	10.0	10.0	10.0	10.0	10.0	10.0	10.0	10.0
Movement	10.0	10.0	10.0	6.7	8.3	8.3	8.3	8.3	8.3	10.0
Freedom of Domestic Movement	10.0	10.0	10.0	10.0	10.0	10.0	10.0	10.0	10.0	10.0
Freedom of Foreign Movement	10.0	10.0	10.0	5.0	10.0	10.0	10.0	10.0	10.0	10.0
Women's Freedom of Movement	10.0	10.0	10.0	5.0	5.0	5.0	5.0	5.0	5.0	10.0
Religious Freedom	7.7	7.6	7.9	7.7	7.7	7.7	8.4	9.0	8.7	8.7
Freedom to Establish Religious Org.	8.3	8.3	8.3	7.5	7.5	7.5	10.0	10.0	10.0	10.0
Harassment and Physical Hostilities	8.4	8.7	9.2	9.1	9.0	8.9	9.0	8.9	8.2	8.2
Legal and Regulatory Restrictions	6.3	5.6	6.1	6.3	6.6	6.6	6.3	8.1	8.0	8.0
Assoc., Assembly, and Civil Society	8.1	8.1	8.1	7.8	7.8	7.8	10.0	10.0	10.0	10.0
Freedom of Association	7.5	7.5	7.5	10.0	10.0	10.0	10.0	10.0	10.0	10.0
Assembly and Demonstration	7.5	7.5	7.5	7.5	7.5	7.5	10.0	10.0	10.0	10.0
Est. & Operate Political Parties	10.0	10.0	10.0	7.5	7.5	7.5	10.0	10.0	10.0	10.0
Est. & Operate Professional Organizations	5.4	5.4	5.4	6.3	6.3	6.3	10.0	10.0	10.0	10.0
Est. & Operate Edu., Sporting, and Cultural	10.0	10.0	10.0	7.5	7.5	7.5	10.0	10.0	10.0	10.0
Expression and Information	8.3	7.9	8.2	8.0	8.0	8.0	8.4	8.2	8.5	8.4
Press Killed	10.0	7.8	8.5	9.3	8.6	8.6	9.3	7.9	10.0	9.3
Press Jailed	10.0	10.0	10.0	10.0	10.0	10.0	10.0	10.0	10.0	10.0
Laws and Reg. That Influence Media	5.7	5.3	6.0	6.3	6.3	6.3	6.0	5.7	5.7	5.7
Political Pressure, Control Media	2.5	2.5	3.0	3.0	3.5	3.3	3.3	3.5	3.5	3.5
Access to Cable and Satellite	10.0	10.0	10.0	10.0	10.0	10.0	10.0	10.0	10.0	10.0
Freedom of Access to Frgn. Info.	10.0	10.0	10.0	10.0	10.0	10.0	10.0	10.0	10.0	10.0
State Control over Internet Access	10.0	10.0	10.0	7.5	7.5	7.5	10.0	10.0	10.0	10.0
Identity and Relationships	10.0	10.0	10.0	10.0	10.0	10.0	10.0	10.0	10.0	10.0
Legal Gender	-	-	-	-	-	-	-	10.0	10.0	10.0
Same-Sex Relationships	10.0	10.0	10.0	10.0	10.0	10.0	10.0	10.0	10.0	10.0
Divorce	10.0	10.0	10.0	10.0	10.0	10.0	10.0	10.0	10.0	10.0

CONGO, DEM. REP.

SUB-SAHARAN AFRICA

Ranking

152

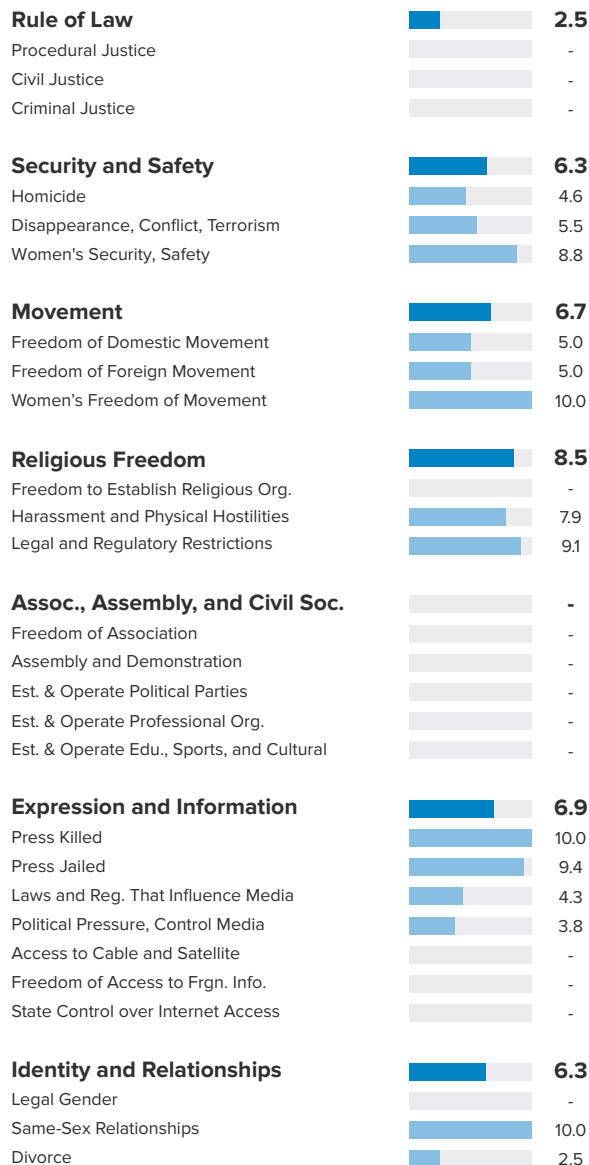
Score

5.36

Personal Freedom

133/162 Ranking

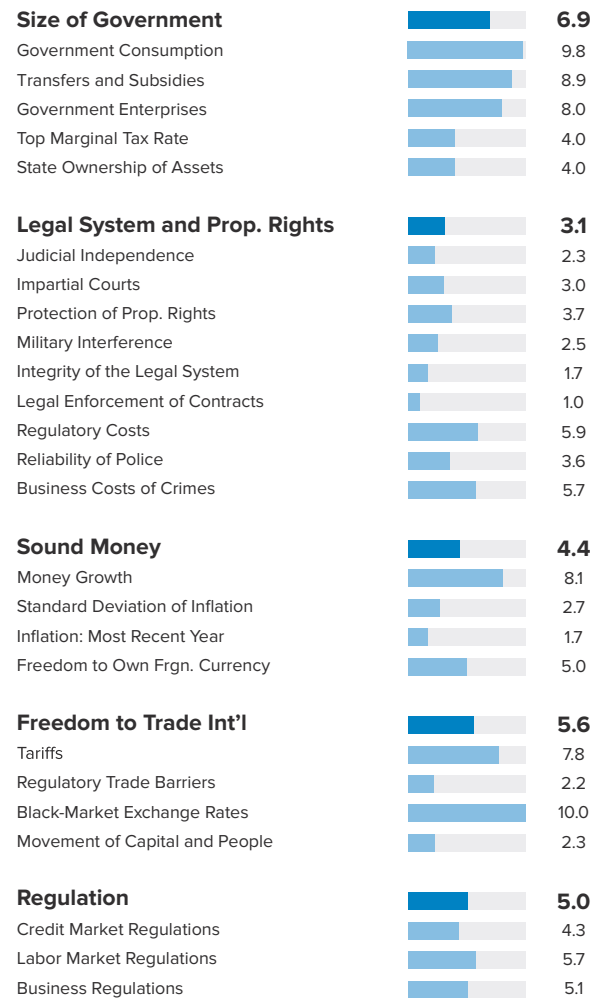
Score 5.73



Economic Freedom

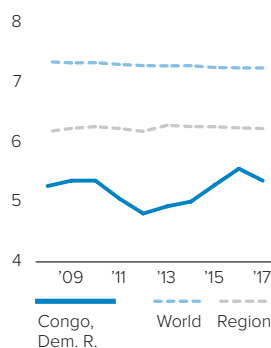
157/162 Ranking

Score 5.00

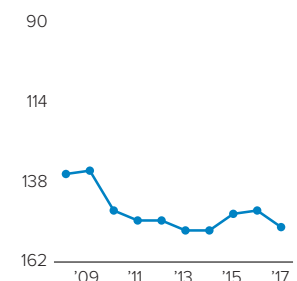


Human Freedom

Score over Time



Ranking over Time



CONGO, DEM. REP.

SUB-SAHARAN AFRICA

	2008	2009	2010	2011	2012	2013	2014	2015	2016	2017
Human Freedom Ranking	5.27	5.36	5.36	5.06	4.81	4.93	5.01	5.29	5.56	5.36
	136	135	147	150	150	153	153	148	147	152
Economic Freedom	5.07	5.25	5.33	5.22	5.13	5.31	5.27	5.66	5.78	5.00
Personal Freedom	5.46	5.47	5.38	4.90	4.50	4.55	4.76	4.92	5.35	5.73
Rule of Law	3.4	3.3	3.3	3.3	2.7	2.8	2.9	2.7	2.6	2.5
Procedural Justice	-	-	-	-	-	-	-	-	-	-
Civil Justice	-	-	-	-	-	-	-	-	-	-
Criminal Justice	-	-	-	-	-	-	-	-	-	-
Security and Safety	6.9	6.9	7.0	6.1	5.6	5.5	6.0	6.0	6.3	6.3
Homicide	4.3	4.3	4.3	4.3	4.3	4.6	4.6	4.6	4.6	4.6
Disappearance, Conflict, Terrorism	6.7	6.5	6.9	6.4	5.0	4.5	6.0	6.1	6.8	5.5
Women's Security, Safety	9.8	9.8	9.8	7.5	7.5	7.5	7.5	7.5	7.5	8.8
Movement	3.3	3.3	3.3	0.0	0.0	0.0	0.0	1.7	3.3	6.7
Freedom of Domestic Movement	0.0	0.0	0.0	0.0	0.0	0.0	0.0	0.0	0.0	5.0
Freedom of Foreign Movement	0.0	0.0	0.0	0.0	0.0	0.0	0.0	5.0	10.0	5.0
Women's Freedom of Movement	10.0	10.0	10.0	0.0	0.0	0.0	0.0	0.0	0.0	10.0
Religious Freedom	7.8	8.1	7.2	7.2	7.4	7.5	7.2	8.0	8.5	8.5
Freedom to Establish Religious Org.	-	-	-	-	-	-	-	-	-	-
Harassment and Physical Hostilities	8.8	9.2	8.3	8.1	8.2	8.8	8.9	8.5	7.9	7.9
Legal and Regulatory Restrictions	6.9	7.1	6.0	6.3	6.7	6.2	5.5	7.5	9.1	9.1
Assoc., Assembly, and Civil Society	-	-	-	-	-	-	-	-	-	-
Freedom of Association	-	-	-	-	-	-	-	-	-	-
Assembly and Demonstration	-	-	-	-	-	-	-	-	-	-
Est. & Operate Political Parties	-	-	-	-	-	-	-	-	-	-
Est. & Operate Professional Organizations	-	-	-	-	-	-	-	-	-	-
Est. & Operate Edu., Sporting, and Cultural	-	-	-	-	-	-	-	-	-	-
Expression and Information	5.7	5.8	5.8	7.2	5.7	6.0	6.8	6.0	6.9	6.9
Press Killed	9.4	9.5	9.5	9.5	10.0	10.0	9.1	9.6	9.6	10.0
Press Jailed	9.7	10.0	10.0	10.0	9.6	9.9	9.9	9.9	10.0	9.4
Laws and Reg. That Influence Media	1.7	1.7	1.7	4.7	1.3	2.0	4.3	2.0	4.3	4.3
Political Pressure, Control Media	2.0	2.0	2.0	4.5	1.8	2.3	3.8	2.5	3.8	3.8
Access to Cable and Satellite	-	-	-	-	-	-	-	-	-	-
Freedom of Access to Frgn. Info.	-	-	-	-	-	-	-	-	-	-
State Control over Internet Access	-	-	-	-	-	-	-	-	-	-
Identity and Relationships	6.3	6.3	6.3	6.3	6.3	6.3	6.3	6.3	6.3	6.3
Legal Gender	-	-	-	-	-	-	-	-	-	-
Same-Sex Relationships	10.0	10.0	10.0	10.0	10.0	10.0	10.0	10.0	10.0	10.0
Divorce	2.5	2.5	2.5	2.5	2.5	2.5	2.5	2.5	2.5	2.5

CONGO, REP. OF

SUB-SAHARAN AFRICA

Ranking

137

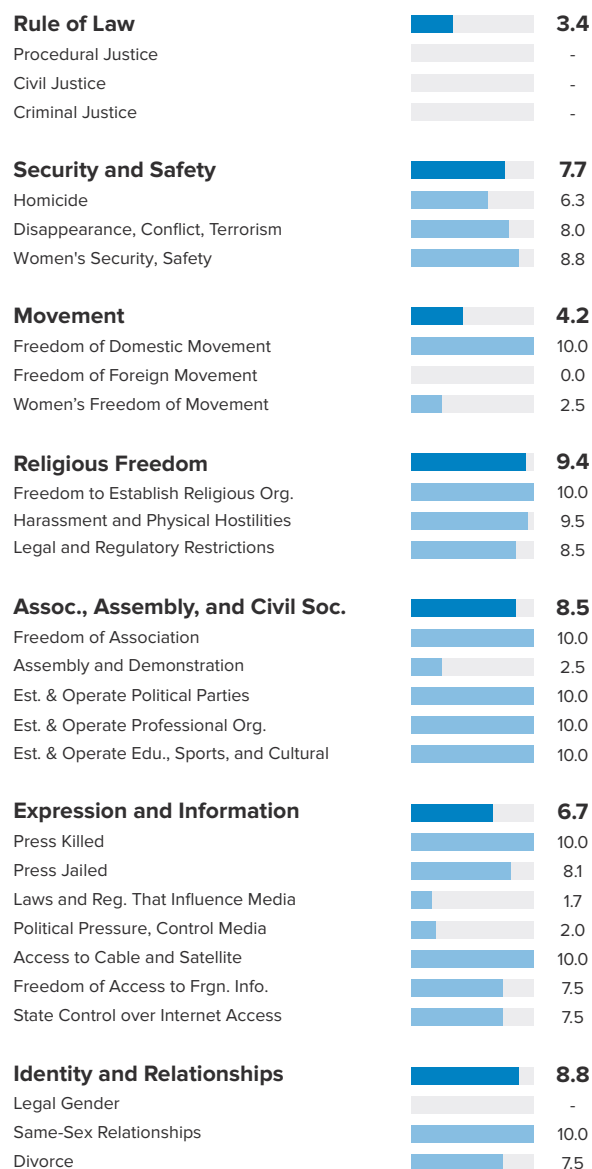
Score

5.80

Personal Freedom

100/162 Ranking

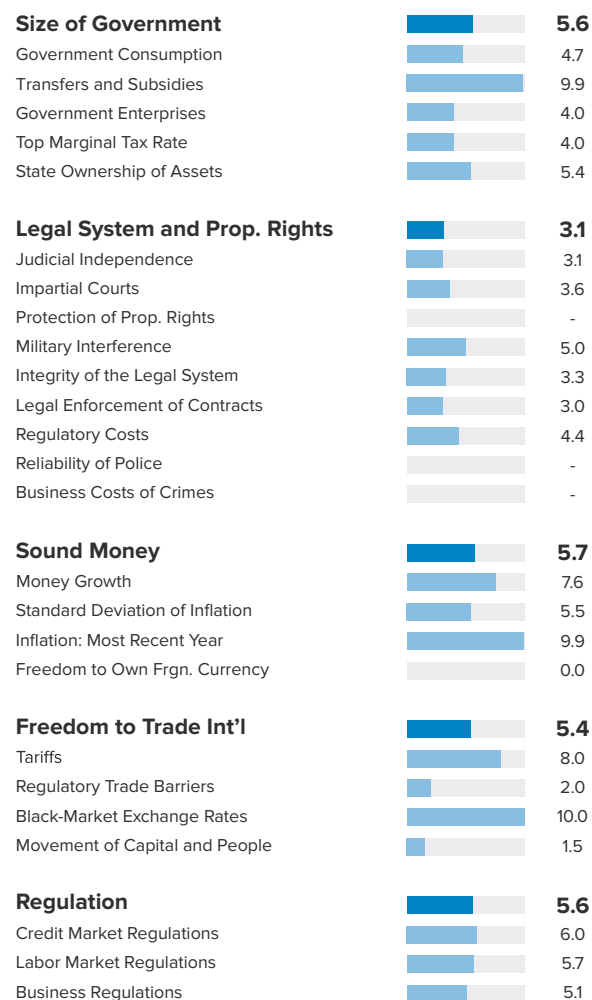
Score 6.52



Economic Freedom

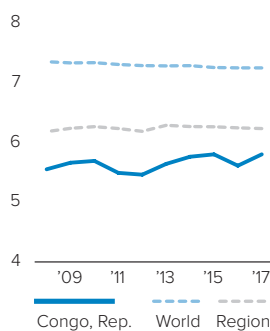
154/162 Ranking

Score 5.08

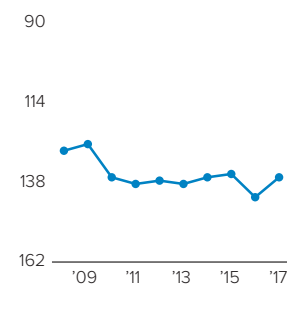


Human Freedom

Score over Time



Ranking over Time



CONGO, REP. OF

SUB-SAHARAN AFRICA

	2008	2009	2010	2011	2012	2013	2014	2015	2016	2017
Human Freedom	5.55	5.66	5.69	5.49	5.46	5.64	5.76	5.80	5.61	5.80
Ranking	129	127	137	139	138	139	137	136	143	137
Economic Freedom	4.68	4.88	4.69	4.45	4.39	4.60	4.75	4.83	4.87	5.08
Personal Freedom	6.41	6.45	6.68	6.53	6.52	6.68	6.76	6.77	6.35	6.52
Rule of Law	3.9	3.8	3.8	3.8	3.5	3.5	3.4	3.5	3.4	3.4
Procedural Justice	-	-	-	-	-	-	-	-	-	-
Civil Justice	-	-	-	-	-	-	-	-	-	-
Criminal Justice	-	-	-	-	-	-	-	-	-	-
Security and Safety	6.6	7.4	7.4	6.9	6.9	7.7	7.7	7.3	7.2	7.7
Homicide	6.1	6.1	6.1	6.1	6.1	6.3	6.3	6.3	6.3	6.3
Disappearance, Conflict, Terrorism	6.7	9.0	9.0	9.0	9.0	8.0	8.0	7.0	6.6	8.0
Women's Security, Safety	7.0	7.0	7.0	5.8	5.8	8.8	8.8	8.8	8.8	8.8
Movement	6.7	6.7	8.3	8.3	8.3	8.3	6.7	6.7	3.3	4.2
Freedom of Domestic Movement	0.0	0.0	5.0	10.0	10.0	10.0	10.0	10.0	5.0	10.0
Freedom of Foreign Movement	10.0	10.0	10.0	10.0	10.0	10.0	5.0	5.0	0.0	0.0
Women's Freedom of Movement	10.0	10.0	10.0	5.0	5.0	5.0	5.0	5.0	5.0	2.5
Religious Freedom	8.8	8.5	8.1	8.1	8.1	8.2	8.9	9.1	9.4	9.4
Freedom to Establish Religious Org.	8.3	8.3	8.3	8.8	8.8	8.8	10.0	10.0	10.0	10.0
Harassment and Physical Hostilities	9.0	8.9	8.6	8.5	8.3	8.5	8.9	8.9	9.5	9.5
Legal and Regulatory Restrictions	9.1	8.4	7.4	7.2	7.2	7.2	7.7	8.5	8.5	8.5
Assoc., Assembly, and Civil Society	5.7	5.7	5.7	7.0	7.0	7.0	8.5	8.5	8.5	8.5
Freedom of Association	7.5	7.5	7.5	7.5	7.5	7.5	10.0	10.0	10.0	10.0
Assembly and Demonstration	5.0	5.0	5.0	5.0	5.0	5.0	2.5	2.5	2.5	2.5
Est. & Operate Political Parties	5.4	5.4	5.4	8.8	8.8	8.8	10.0	10.0	10.0	10.0
Est. & Operate Professional Organizations	6.7	6.7	6.7	7.5	7.5	7.5	10.0	10.0	10.0	10.0
Est. & Operate Edu., Sporting, and Cultural	3.8	3.8	3.8	6.3	6.3	6.3	10.0	10.0	10.0	10.0
Expression and Information	8.0	6.9	8.0	6.2	7.0	6.7	7.0	7.6	7.0	6.7
Press Killed	10.0	2.2	10.0	10.0	10.0	10.0	10.0	10.0	10.0	10.0
Press Jailed	10.0	10.0	10.0	10.0	10.0	7.9	10.0	10.0	10.0	8.1
Laws and Reg. That Influence Media	4.3	4.7	4.7	1.7	4.7	4.7	2.0	4.3	1.7	1.7
Political Pressure, Control Media	5.3	4.8	4.8	1.5	4.3	4.0	2.3	3.8	2.0	2.0
Access to Cable and Satellite	10.0	10.0	10.0	7.5	7.5	7.5	10.0	10.0	10.0	10.0
Freedom of Access to Frgn. Info.	6.7	6.7	6.7	7.5	7.5	7.5	7.5	7.5	7.5	7.5
State Control over Internet Access	10.0	10.0	10.0	5.0	5.0	5.0	7.5	7.5	7.5	7.5
Identity and Relationships	8.8	8.8	8.8	8.8	8.8	8.8	8.8	8.8	8.8	8.8
Legal Gender	-	-	-	-	-	-	-	-	-	-
Same-Sex Relationships	10.0	10.0	10.0	10.0	10.0	10.0	10.0	10.0	10.0	10.0
Divorce	7.5	7.5	7.5	7.5	7.5	7.5	7.5	7.5	7.5	7.5

COSTA RICA

LATIN AMERICA & THE CARIBBEAN

Ranking

43

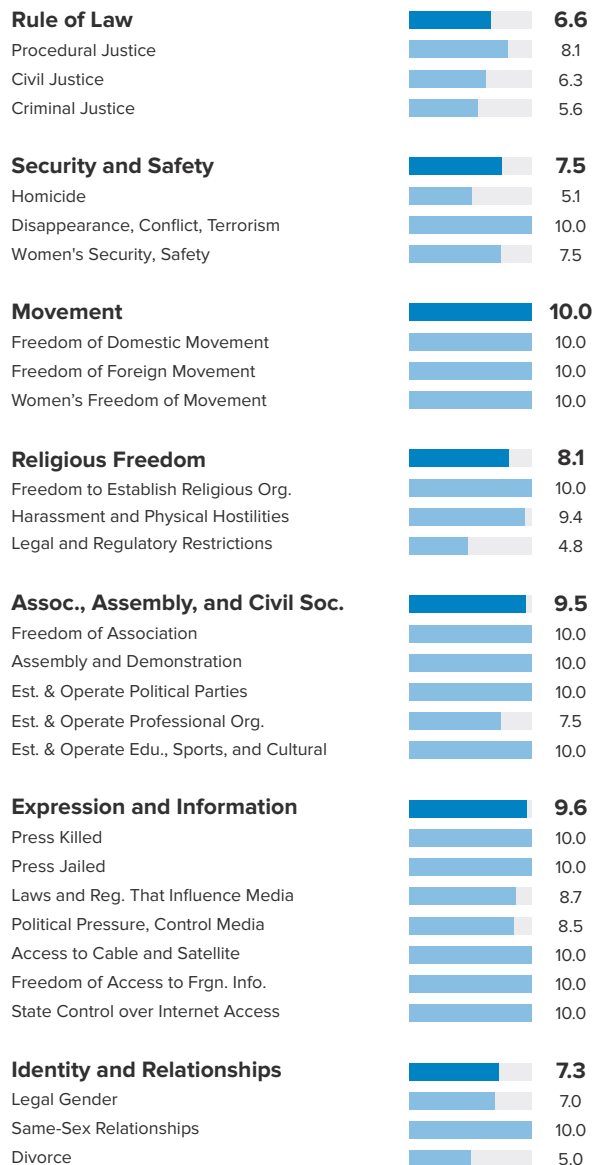
Score

7.70

Personal Freedom

47/162 Ranking

Score 7.99



Economic Freedom

46/162 Ranking

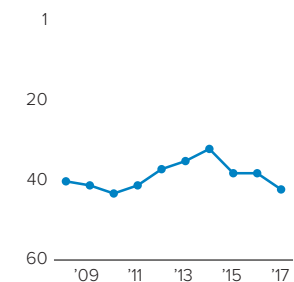
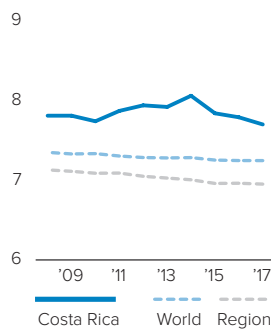
Score 7.41



Human Freedom

Score over Time

Ranking over Time



COSTA RICA

LATIN AMERICA & THE CARIBBEAN

	2008	2009	2010	2011	2012	2013	2014	2015	2016	2017
Human Freedom Ranking	7.81	7.81	7.74	7.87	7.94	7.92	8.06	7.84	7.79	7.70
Economic Freedom	7.34	7.32	7.18	7.48	7.44	7.39	7.41	7.44	7.44	7.41
Personal Freedom	8.28	8.29	8.30	8.26	8.43	8.45	8.70	8.23	8.15	7.99
Rule of Law	6.1	6.3	6.2	6.1	6.0	6.0	6.7	6.7	6.6	6.6
Procedural Justice	-	-	-	-	-	-	8.2	8.4	8.1	8.1
Civil Justice	-	-	-	-	-	-	6.3	6.2	6.3	6.3
Criminal Justice	-	-	-	-	-	-	5.7	5.5	5.6	5.6
Security and Safety	8.5	8.4	8.5	8.6	8.8	8.8	8.7	8.5	8.4	7.5
Homicide	5.4	5.3	5.4	5.9	6.5	6.5	6.0	5.4	5.2	5.1
Disappearance, Conflict, Terrorism	10.0	10.0	10.0	10.0	10.0	10.0	10.0	10.0	10.0	10.0
Women's Security, Safety	10.0	10.0	10.0	10.0	10.0	10.0	10.0	10.0	10.0	7.5
Movement	8.3	8.3	8.3	8.3	10.0	10.0	10.0	10.0	10.0	10.0
Freedom of Domestic Movement	10.0	10.0	10.0	10.0	10.0	10.0	10.0	10.0	10.0	10.0
Freedom of Foreign Movement	5.0	5.0	5.0	5.0	10.0	10.0	10.0	10.0	10.0	10.0
Women's Freedom of Movement	10.0	10.0	10.0	10.0	10.0	10.0	10.0	10.0	10.0	10.0
Religious Freedom	9.7	9.5	9.6	8.9	8.8	8.8	9.4	8.8	8.1	8.1
Freedom to Establish Religious Org.	-	-	-	7.5	7.5	7.5	10.0	10.0	10.0	10.0
Harassment and Physical Hostilities	9.8	9.8	9.9	9.6	9.6	9.8	9.7	9.6	9.4	9.4
Legal and Regulatory Restrictions	9.6	9.3	9.4	9.6	9.3	9.3	8.7	6.8	4.8	4.8
Assoc., Assembly, and Civil Society	-	-	-	9.0	9.0	9.0	9.5	9.5	9.5	9.5
Freedom of Association	-	-	-	10.0	10.0	10.0	10.0	10.0	10.0	10.0
Assembly and Demonstration	-	-	-	10.0	10.0	10.0	10.0	10.0	10.0	10.0
Est. & Operate Political Parties	-	-	-	8.8	8.8	8.8	10.0	10.0	10.0	10.0
Est. & Operate Professional Organizations	-	-	-	7.5	7.5	7.5	7.5	7.5	7.5	7.5
Est. & Operate Edu., Sporting, and Cultural	-	-	-	8.8	8.8	8.8	10.0	10.0	10.0	10.0
Expression and Information	9.1	9.1	9.1	9.5	9.5	9.5	9.6	9.6	9.6	9.6
Press Killed	10.0	10.0	10.0	10.0	10.0	10.0	10.0	10.0	10.0	10.0
Press Jailed	10.0	10.0	10.0	10.0	10.0	10.0	10.0	10.0	10.0	10.0
Laws and Reg. That Influence Media	8.0	8.0	8.3	8.3	8.3	8.3	8.7	8.7	8.7	8.7
Political Pressure, Control Media	8.3	8.3	8.3	8.0	8.3	8.3	8.3	8.3	8.5	8.5
Access to Cable and Satellite	-	-	-	10.0	10.0	10.0	10.0	10.0	10.0	10.0
Freedom of Access to Frgn. Info.	-	-	-	10.0	10.0	10.0	10.0	10.0	10.0	10.0
State Control over Internet Access	-	-	-	10.0	10.0	10.0	10.0	10.0	10.0	10.0
Identity and Relationships	10.0	10.0	10.0	10.0	10.0	10.0	10.0	6.7	6.7	7.3
Legal Gender	-	-	-	-	-	-	-	0.0	0.0	7.0
Same-Sex Relationships	10.0	10.0	10.0	10.0	10.0	10.0	10.0	10.0	10.0	10.0
Divorce	10.0	10.0	10.0	10.0	10.0	10.0	10.0	10.0	10.0	5.0

CÔTE D'IVOIRE

SUB-SAHARAN AFRICA

Ranking

101

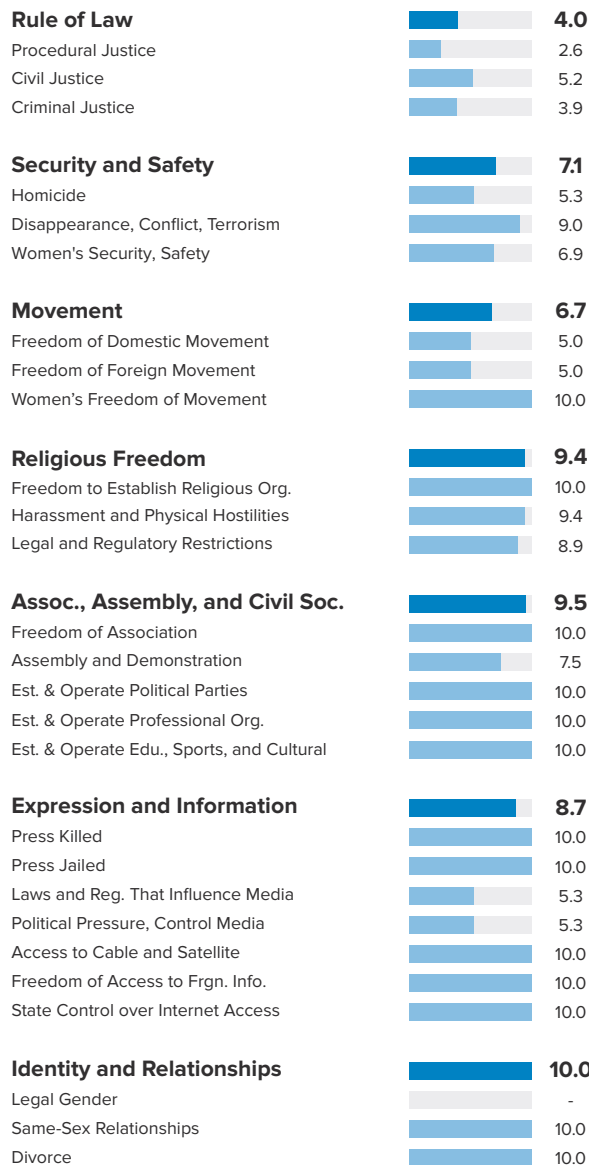
Score

6.59

Personal Freedom

67/162 Ranking

Score 7.20



Economic Freedom

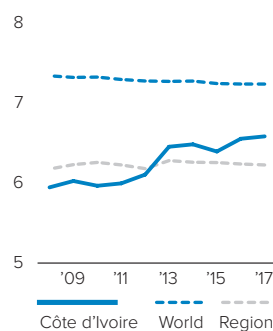
134/162 Ranking

Score 5.97

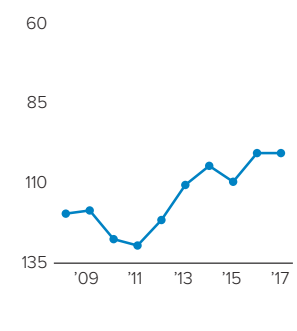


Human Freedom

Score over Time



Ranking over Time



CÔTE D'IVOIRE

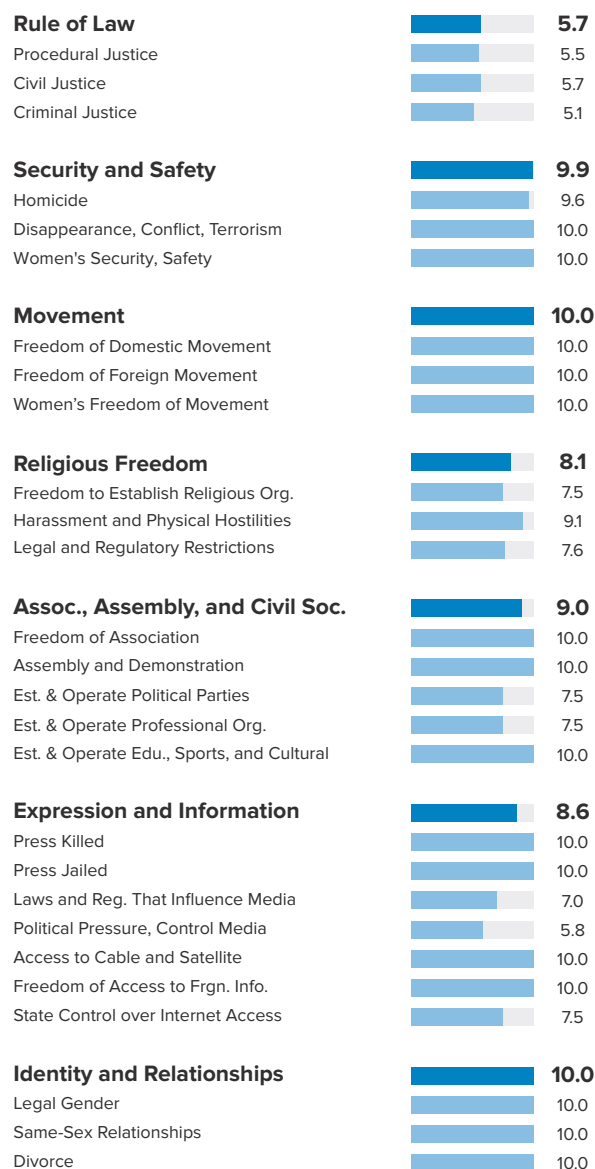
SUB-SAHARAN AFRICA

	2008	2009	2010	2011	2012	2013	2014	2015	2016	2017
Human Freedom Ranking	5.95	6.03	5.97	6.00	6.11	6.46	6.49	6.40	6.56	6.59
Economic Freedom	5.63	5.80	5.75	5.76	5.74	6.00	6.06	5.90	6.02	5.97
Personal Freedom	6.26	6.27	6.18	6.25	6.48	6.91	6.92	6.90	7.09	7.20
Rule of Law	3.8	3.8	3.8	3.8	4.0	4.0	4.0	3.6	4.0	4.0
Procedural Justice	2.7	2.7	2.7	2.7	3.0	3.0	2.7	2.1	2.6	2.6
Civil Justice	5.1	5.1	5.1	5.1	4.8	4.8	5.4	5.1	5.2	5.2
Criminal Justice	3.7	3.7	3.7	3.7	4.0	4.0	3.8	3.7	3.9	3.9
Security and Safety	6.1	6.1	5.9	6.0	6.3	6.5	6.3	6.3	6.6	7.1
Homicide	4.9	4.9	4.9	4.9	4.9	5.3	5.3	5.3	5.3	5.3
Disappearance, Conflict, Terrorism	8.0	8.0	7.4	7.3	8.3	8.5	8.0	7.9	8.9	9.0
Women's Security, Safety	5.3	5.3	5.3	5.7	5.7	5.7	5.7	5.7	5.7	6.9
Movement	6.7	6.7	6.7	3.3	3.3	6.7	6.7	6.7	6.7	6.7
Freedom of Domestic Movement	10.0	10.0	10.0	5.0	0.0	0.0	0.0	0.0	0.0	5.0
Freedom of Foreign Movement	0.0	0.0	0.0	0.0	5.0	10.0	10.0	10.0	10.0	5.0
Women's Freedom of Movement	10.0	10.0	10.0	5.0	5.0	10.0	10.0	10.0	10.0	10.0
Religious Freedom	8.0	7.9	7.6	8.3	8.3	8.6	8.6	9.3	9.4	9.4
Freedom to Establish Religious Org.	7.1	7.1	7.1	10.0	10.0	10.0	10.0	10.0	10.0	10.0
Harassment and Physical Hostilities	8.5	9.0	8.1	8.2	7.9	8.3	8.1	9.4	9.4	9.4
Legal and Regulatory Restrictions	8.4	7.7	7.7	6.8	7.2	7.5	7.8	8.6	8.9	8.9
Assoc., Assembly, and Civil Society	5.3	5.3	5.3	9.5	9.5	9.5	9.5	9.5	9.5	9.5
Freedom of Association	5.0	5.0	5.0	10.0	10.0	10.0	10.0	10.0	10.0	10.0
Assembly and Demonstration	5.0	5.0	5.0	7.5	7.5	7.5	7.5	7.5	7.5	7.5
Est. & Operate Political Parties	5.8	5.8	5.8	10.0	10.0	10.0	10.0	10.0	10.0	10.0
Est. & Operate Professional Organizations	5.4	5.4	5.4	10.0	10.0	10.0	10.0	10.0	10.0	10.0
Est. & Operate Edu., Sporting, and Cultural	5.4	5.4	5.4	10.0	10.0	10.0	10.0	10.0	10.0	10.0
Expression and Information	8.0	8.1	8.0	6.9	7.9	8.2	8.6	8.7	8.7	8.7
Press Killed	10.0	10.0	10.0	6.8	10.0	10.0	10.0	10.0	10.0	10.0
Press Jailed	9.5	10.0	10.0	8.1	10.0	10.0	10.0	10.0	10.0	10.0
Laws and Reg. That Influence Media	3.0	3.0	3.0	3.3	4.3	5.0	5.3	5.3	5.3	5.3
Political Pressure, Control Media	3.3	3.5	3.0	2.3	3.8	4.8	5.0	5.3	5.3	5.3
Access to Cable and Satellite	10.0	10.0	10.0	10.0	10.0	10.0	10.0	10.0	10.0	10.0
Freedom of Access to Frgn. Info.	10.0	10.0	10.0	7.5	7.5	7.5	10.0	10.0	10.0	10.0
State Control over Internet Access	10.0	10.0	10.0	10.0	10.0	10.0	10.0	10.0	10.0	10.0
Identity and Relationships	10.0	10.0	10.0	10.0	10.0	10.0	10.0	10.0	10.0	10.0
Legal Gender	-	-	-	-	-	-	-	-	-	-
Same-Sex Relationships	10.0	10.0	10.0	10.0	10.0	10.0	10.0	10.0	10.0	10.0
Divorce	10.0	10.0	10.0	10.0	10.0	10.0	10.0	10.0	10.0	10.0

Personal Freedom

34/162 Ranking

Score 8.45



Economic Freedom

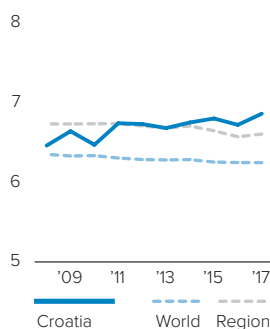
56/162 Ranking

Score 7.26

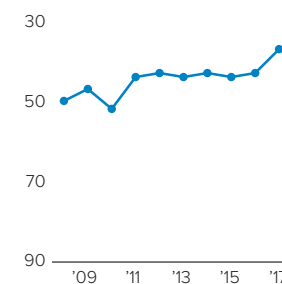


Human Freedom

Score over Time



Ranking over Time



CROATIA

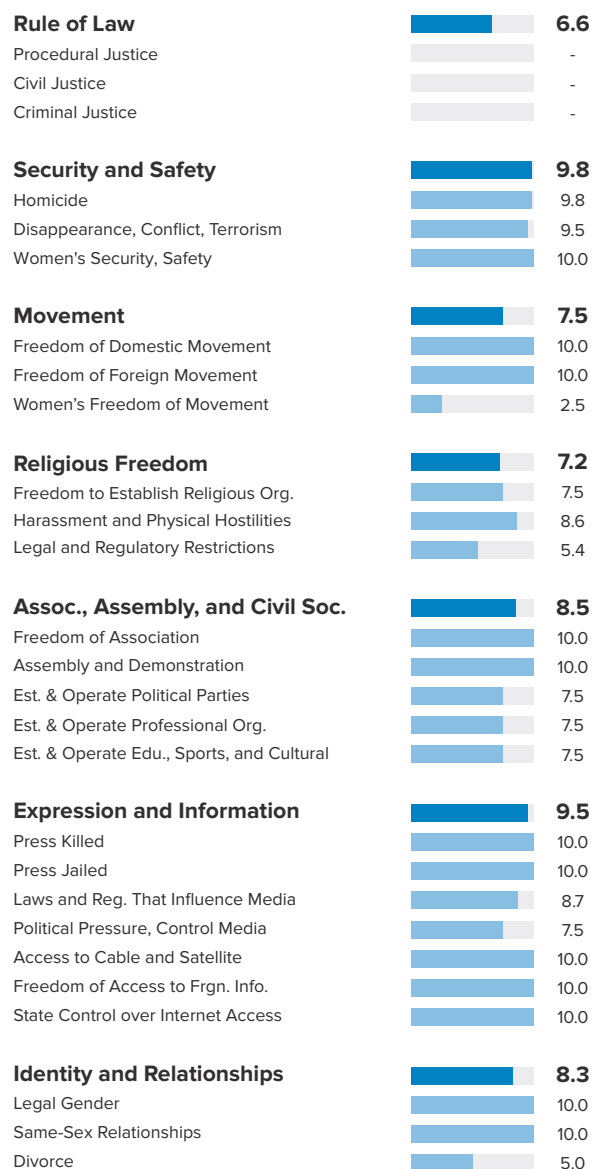
EASTERN EUROPE

	2008	2009	2010	2011	2012	2013	2014	2015	2016	2017
Human Freedom Ranking	7.46	7.64	7.47	7.74	7.73	7.68	7.75	7.80	7.72	7.86
	50	47	52	44	43	44	43	44	43	37
Economic Freedom	6.85	6.88	6.79	7.01	7.03	6.93	7.03	7.07	6.99	7.26
Personal Freedom	8.08	8.41	8.15	8.48	8.42	8.43	8.48	8.52	8.46	8.45
Rule of Law	5.6	5.6	5.6	5.6	5.4	5.4	5.8	5.8	5.7	5.7
Procedural Justice	6.3	6.3	6.3	6.3	5.5	5.5	6.3	6.9	5.5	5.5
Civil Justice	5.1	5.1	5.1	5.1	5.2	5.2	5.4	5.3	5.7	5.7
Criminal Justice	5.3	5.3	5.3	5.3	5.5	5.5	5.8	5.4	5.1	5.1
Security and Safety	9.8	9.8	9.8	9.8	9.8	9.8	9.9	9.9	9.9	9.9
Homicide	9.3	9.5	9.4	9.5	9.5	9.6	9.7	9.7	9.6	9.6
Disappearance, Conflict, Terrorism	10.0	10.0	10.0	10.0	10.0	9.9	10.0	10.0	10.0	10.0
Women's Security, Safety	10.0	10.0	10.0	10.0	10.0	10.0	10.0	10.0	10.0	10.0
Movement	10.0	10.0	8.3	10.0	10.0	10.0	10.0	10.0	10.0	10.0
Freedom of Domestic Movement	10.0	10.0	5.0	10.0	10.0	10.0	10.0	10.0	10.0	10.0
Freedom of Foreign Movement	10.0	10.0	10.0	10.0	10.0	10.0	10.0	10.0	10.0	10.0
Women's Freedom of Movement	10.0	10.0	10.0	10.0	10.0	10.0	10.0	10.0	10.0	10.0
Religious Freedom	8.0	8.1	7.8	7.7	7.7	7.8	7.8	8.3	8.1	8.1
Freedom to Establish Religious Org.	-	-	-	7.5	7.5	7.5	7.5	7.5	7.5	7.5
Harassment and Physical Hostilities	9.3	9.4	9.6	9.5	9.8	9.9	9.8	9.4	9.1	9.1
Legal and Regulatory Restrictions	6.8	6.9	6.1	5.9	5.6	5.9	6.2	8.1	7.6	7.6
Assoc., Assembly, and Civil Society	-	-	-	9.5	9.5	9.5	9.0	9.0	9.0	9.0
Freedom of Association	-	-	-	10.0	10.0	10.0	10.0	10.0	10.0	10.0
Assembly and Demonstration	-	-	-	10.0	10.0	10.0	10.0	10.0	10.0	10.0
Est. & Operate Political Parties	-	-	-	10.0	10.0	10.0	7.5	7.5	7.5	7.5
Est. & Operate Professional Organizations	-	-	-	7.5	7.5	7.5	7.5	7.5	7.5	7.5
Est. & Operate Edu., Sporting, and Cultural	-	-	-	10.0	10.0	10.0	10.0	10.0	10.0	10.0
Expression and Information	5.8	8.3	8.2	9.0	9.0	9.0	8.6	8.6	8.6	8.6
Press Killed	0.0	10.0	10.0	10.0	10.0	10.0	10.0	10.0	10.0	10.0
Press Jailed	10.0	10.0	10.0	10.0	10.0	10.0	10.0	10.0	10.0	10.0
Laws and Reg. That Influence Media	7.0	7.0	7.0	7.0	7.0	7.0	7.0	7.0	7.0	7.0
Political Pressure, Control Media	6.3	6.0	5.8	6.0	6.0	6.0	6.0	5.5	5.8	5.8
Access to Cable and Satellite	-	-	-	10.0	10.0	10.0	10.0	10.0	10.0	10.0
Freedom of Access to Frgn. Info.	-	-	-	10.0	10.0	10.0	10.0	10.0	10.0	10.0
State Control over Internet Access	-	-	-	10.0	10.0	10.0	7.5	7.5	7.5	7.5
Identity and Relationships	10.0	10.0	10.0	10.0	10.0	10.0	10.0	10.0	10.0	10.0
Legal Gender	-	-	-	-	-	-	-	10.0	10.0	10.0
Same-Sex Relationships	10.0	10.0	10.0	10.0	10.0	10.0	10.0	10.0	10.0	10.0
Divorce	10.0	10.0	10.0	10.0	10.0	10.0	10.0	10.0	10.0	10.0

Personal Freedom

39/162 Ranking

Score 8.18



Economic Freedom

28/162 Ranking

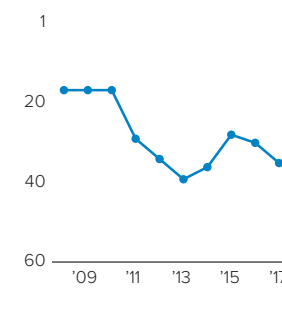
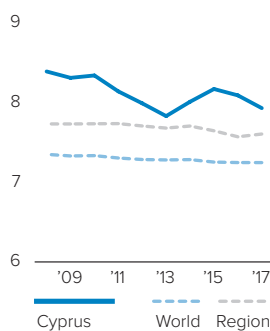
Score 7.68



Human Freedom

Score over Time

Ranking over Time



CYPRUS

EASTERN EUROPE

	2008	2009	2010	2011	2012	2013	2014	2015	2016	2017
Human Freedom Ranking	8.39	8.31	8.34	8.14	7.99	7.83	8.01	8.17	8.09	7.93
	18	18	18	30	35	40	37	29	31	36
Economic Freedom	7.83	7.70	7.73	7.67	7.47	7.13	7.31	7.66	7.67	7.68
Personal Freedom	8.96	8.93	8.95	8.62	8.51	8.52	8.70	8.68	8.51	8.18
Rule of Law	7.2	7.2	7.2	7.0	6.8	6.7	6.8	6.9	6.3	6.6
Procedural Justice	-	-	-	-	-	-	-	-	-	-
Civil Justice	-	-	-	-	-	-	-	-	-	-
Criminal Justice	-	-	-	-	-	-	-	-	-	-
Security and Safety	9.7	9.6	9.7	9.7	9.6	9.7	9.7	9.7	9.7	9.8
Homicide	9.7	9.3	9.7	9.7	9.2	9.6	9.6	9.5	9.6	9.8
Disappearance, Conflict, Terrorism	9.5	9.5	9.5	9.5	9.5	9.5	9.5	9.5	9.5	9.5
Women's Security, Safety	10.0	10.0	10.0	10.0	10.0	10.0	10.0	10.0	10.0	10.0
Movement	10.0	10.0	10.0	10.0	10.0	10.0	10.0	10.0	10.0	7.5
Freedom of Domestic Movement	10.0	10.0	10.0	10.0	10.0	10.0	10.0	10.0	10.0	10.0
Freedom of Foreign Movement	10.0	10.0	10.0	10.0	10.0	10.0	10.0	10.0	10.0	10.0
Women's Freedom of Movement	10.0	10.0	10.0	10.0	10.0	10.0	10.0	10.0	10.0	2.5
Religious Freedom	8.9	9.0	8.8	8.0	7.7	7.8	8.0	7.5	7.2	7.2
Freedom to Establish Religious Org.	10.0	10.0	10.0	7.5	7.5	7.5	7.5	7.5	7.5	7.5
Harassment and Physical Hostilities	8.9	9.0	8.6	8.7	8.7	8.5	8.8	8.7	8.6	8.6
Legal and Regulatory Restrictions	7.9	7.9	7.8	7.8	7.0	7.5	7.7	6.3	5.4	5.4
Assoc., Assembly, and Civil Society	9.0	9.0	9.0	9.5	9.5	9.5	8.5	8.5	8.5	8.5
Freedom of Association	10.0	10.0	10.0	10.0	10.0	10.0	10.0	10.0	10.0	10.0
Assembly and Demonstration	10.0	10.0	10.0	10.0	10.0	10.0	10.0	10.0	10.0	10.0
Est. & Operate Political Parties	10.0	10.0	10.0	8.8	8.8	8.8	7.5	7.5	7.5	7.5
Est. & Operate Professional Organizations	5.0	5.0	5.0	10.0	10.0	10.0	7.5	7.5	7.5	7.5
Est. & Operate Edu., Sporting, and Cultural	10.0	10.0	10.0	8.8	8.8	8.8	7.5	7.5	7.5	7.5
Expression and Information	9.4	9.4	9.4	9.4	9.4	9.4	9.4	9.4	9.5	9.5
Press Killed	10.0	10.0	10.0	10.0	10.0	10.0	10.0	10.0	10.0	10.0
Press Jailed	10.0	10.0	10.0	10.0	10.0	10.0	10.0	10.0	10.0	10.0
Laws and Reg. That Influence Media	8.3	8.3	8.3	8.3	8.0	8.3	8.3	8.3	8.7	8.7
Political Pressure, Control Media	7.8	7.8	7.8	7.8	7.5	7.3	7.3	7.5	7.5	7.5
Access to Cable and Satellite	10.0	10.0	10.0	10.0	10.0	10.0	10.0	10.0	10.0	10.0
Freedom of Access to Frgn. Info.	10.0	10.0	10.0	10.0	10.0	10.0	10.0	10.0	10.0	10.0
State Control over Internet Access	10.0	10.0	10.0	10.0	10.0	10.0	10.0	10.0	10.0	10.0
Identity and Relationships	10.0	10.0	10.0	7.5	7.5	7.5	10.0	10.0	10.0	8.3
Legal Gender	-	-	-	-	-	-	-	10.0	10.0	10.0
Same-Sex Relationships	10.0	10.0	10.0	5.0	5.0	5.0	10.0	10.0	10.0	10.0
Divorce	10.0	10.0	10.0	10.0	10.0	10.0	10.0	10.0	10.0	5.0

CZECH REPUBLIC

EASTERN EUROPE

Ranking

21

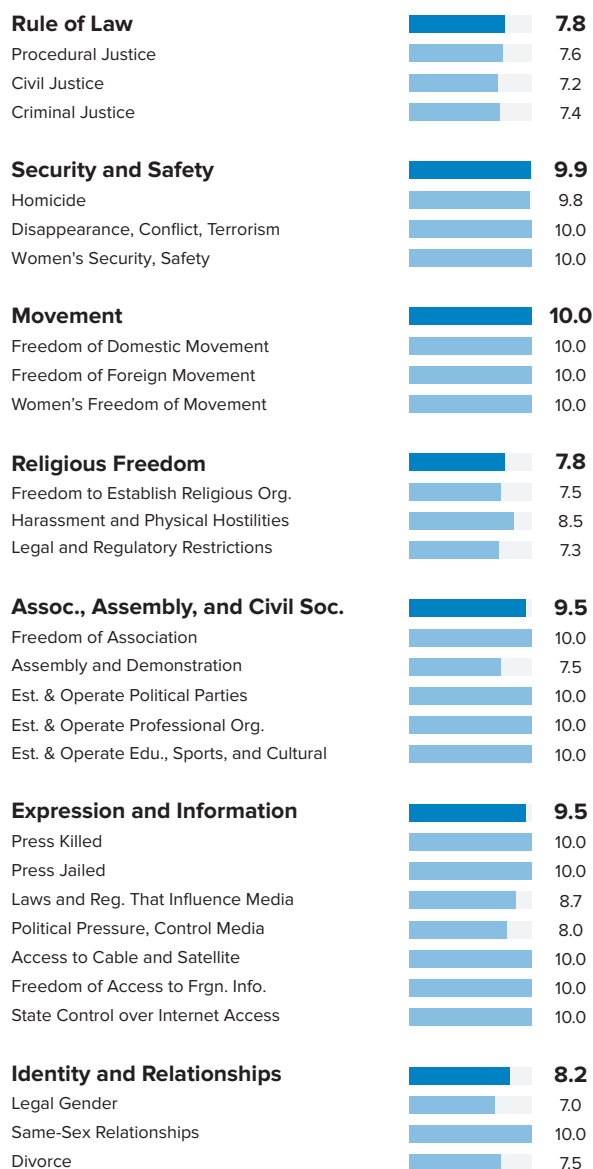
Score

8.34

Personal Freedom

18/162 Ranking

Score 8.92



Economic Freedom

22/162 Ranking

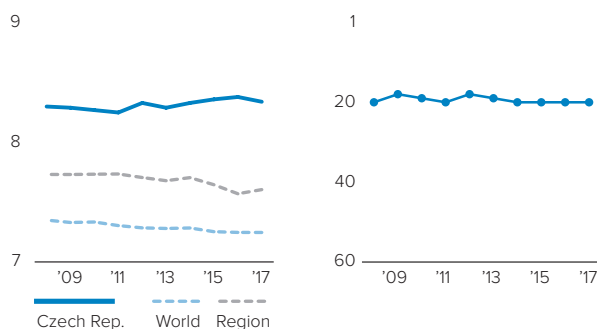
Score 7.75



Human Freedom

Score over Time

Ranking over Time



CZECH REPUBLIC

EASTERN EUROPE

	2008	2009	2010	2011	2012	2013	2014	2015	2016	2017
Human Freedom Ranking	8.30	8.29	8.27	8.25	8.33	8.29	8.33	8.36	8.38	8.34
Economic Freedom	7.47	7.42	7.45	7.48	7.62	7.54	7.65	7.70	7.75	7.75
Personal Freedom	9.13	9.15	9.09	9.02	9.03	9.03	9.02	9.01	9.01	8.92
Rule of Law	7.3	7.3	7.3	7.3	7.3	7.3	7.4	7.7	7.8	7.8
Procedural Justice	8.3	8.3	8.3	8.3	8.6	8.6	8.5	8.3	7.6	7.6
Civil Justice	6.5	6.5	6.5	6.5	6.5	6.5	6.9	7.3	7.2	7.2
Criminal Justice	7.0	7.0	7.0	7.0	6.8	6.8	6.9	7.3	7.4	7.4
Security and Safety	9.8	9.9	9.7	9.7	9.7	9.7	9.7	9.9	9.9	9.9
Homicide	9.6	9.6	9.6	9.7	9.6	9.7	9.7	9.7	9.8	9.8
Disappearance, Conflict, Terrorism	9.9	10.0	9.5	9.5	9.5	9.5	9.5	10.0	10.0	10.0
Women's Security, Safety	10.0	10.0	10.0	10.0	10.0	10.0	10.0	10.0	10.0	10.0
Movement	10.0	10.0	10.0	10.0	10.0	10.0	10.0	10.0	10.0	10.0
Freedom of Domestic Movement	10.0	10.0	10.0	10.0	10.0	10.0	10.0	10.0	10.0	10.0
Freedom of Foreign Movement	10.0	10.0	10.0	10.0	10.0	10.0	10.0	10.0	10.0	10.0
Women's Freedom of Movement	-	-	-	-	-	10.0	10.0	10.0	10.0	10.0
Religious Freedom	8.9	9.0	8.9	8.9	9.1	9.1	8.2	8.3	7.8	7.8
Freedom to Establish Religious Org.	10.0	10.0	10.0	10.0	10.0	10.0	7.5	7.5	7.5	7.5
Harassment and Physical Hostilities	9.0	9.1	8.7	8.8	9.3	9.3	9.4	8.8	8.5	8.5
Legal and Regulatory Restrictions	7.8	8.1	7.9	7.8	8.1	7.9	7.9	8.5	7.3	7.3
Assoc., Assembly, and Civil Society	10.0	10.0	10.0	9.3	9.3	9.3	9.5	9.5	9.5	9.5
Freedom of Association	10.0	10.0	10.0	10.0	10.0	10.0	10.0	10.0	10.0	10.0
Assembly and Demonstration	10.0	10.0	10.0	10.0	10.0	10.0	7.5	7.5	7.5	7.5
Est. & Operate Political Parties	10.0	10.0	10.0	8.8	8.8	8.8	10.0	10.0	10.0	10.0
Est. & Operate Professional Organizations	10.0	10.0	10.0	7.5	7.5	7.5	10.0	10.0	10.0	10.0
Est. & Operate Edu., Sporting, and Cultural	10.0	10.0	10.0	10.0	10.0	10.0	10.0	10.0	10.0	10.0
Expression and Information	9.6	9.6	9.5	9.5	9.5	9.5	9.5	9.5	9.5	9.5
Press Killed	10.0	10.0	10.0	10.0	10.0	10.0	10.0	10.0	10.0	10.0
Press Jailed	10.0	10.0	10.0	10.0	10.0	10.0	10.0	10.0	10.0	10.0
Laws and Reg. That Influence Media	8.7	8.7	8.7	8.7	8.7	8.7	8.7	8.7	8.7	8.7
Political Pressure, Control Media	8.3	8.3	8.0	8.0	8.0	8.0	8.0	8.0	8.0	8.0
Access to Cable and Satellite	10.0	10.0	10.0	10.0	10.0	10.0	10.0	10.0	10.0	10.0
Freedom of Access to Frgn. Info.	10.0	10.0	10.0	10.0	10.0	10.0	10.0	10.0	10.0	10.0
State Control over Internet Access	10.0	10.0	10.0	10.0	10.0	10.0	10.0	10.0	10.0	10.0
Identity and Relationships	10.0	10.0	10.0	10.0	10.0	10.0	10.0	9.0	9.0	8.2
Legal Gender	-	-	-	-	-	-	-	7.0	7.0	7.0
Same-Sex Relationships	10.0	10.0	10.0	10.0	10.0	10.0	10.0	10.0	10.0	10.0
Divorce	10.0	10.0	10.0	10.0	10.0	10.0	10.0	10.0	10.0	7.5

DENMARK

WESTERN EUROPE

Ranking

6

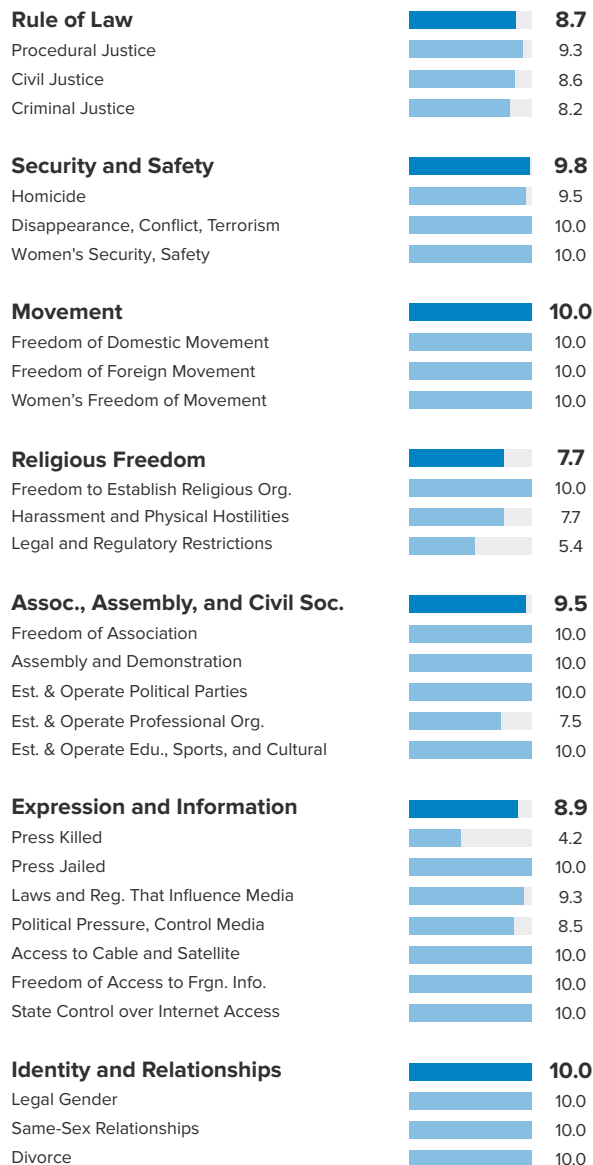
Score

8.56

Personal Freedom

9/162 Ranking

Score 9.24



Economic Freedom

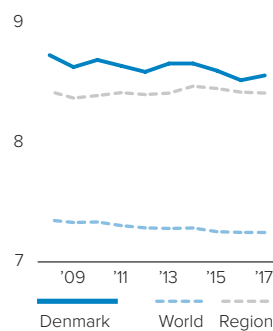
13/162 Ranking

Score 7.89

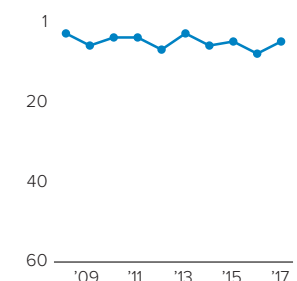


Human Freedom

Score over Time



Ranking over Time



DENMARK

WESTERN EUROPE

	2008	2009	2010	2011	2012	2013	2014	2015	2016	2017
Human Freedom Ranking	8.73 4	8.63 7	8.69 5	8.64 5	8.59 8	8.66 4	8.66 7	8.60 6	8.52 9	8.56 6
Economic Freedom	7.98	7.78	7.89	7.82	7.71	7.81	7.92	7.86	7.88	7.89
Personal Freedom	9.49	9.48	9.48	9.47	9.48	9.52	9.41	9.34	9.16	9.24
Rule of Law	8.6	8.6	8.6	8.6	8.6	8.6	8.6	8.7	8.7	8.7
Procedural Justice	9.4	9.4	9.4	9.4	9.3	9.3	9.0	9.6	9.3	9.3
Civil Justice	7.9	7.9	7.9	7.9	8.2	8.2	8.3	8.4	8.6	8.6
Criminal Justice	8.7	8.7	8.7	8.7	8.4	8.4	8.4	8.2	8.2	8.2
Security and Safety	9.8	9.8	9.8	9.8	9.8	9.9	9.8	9.8	9.9	9.8
Homicide	9.6	9.7	9.7	9.7	9.7	9.7	9.5	9.6	9.6	9.5
Disappearance, Conflict, Terrorism	10.0	10.0	10.0	10.0	10.0	10.0	10.0	9.9	10.0	10.0
Women's Security, Safety	9.8	9.8	9.8	9.8	9.8	10.0	10.0	10.0	10.0	10.0
Movement	10.0	10.0	10.0	10.0	10.0	10.0	10.0	10.0	8.3	10.0
Freedom of Domestic Movement	10.0	10.0	10.0	10.0	10.0	10.0	10.0	10.0	10.0	10.0
Freedom of Foreign Movement	10.0	10.0	10.0	10.0	10.0	10.0	10.0	10.0	5.0	10.0
Women's Freedom of Movement	10.0	10.0	10.0	10.0	10.0	10.0	10.0	10.0	10.0	10.0
Religious Freedom	9.2	9.0	9.1	9.0	9.0	9.2	8.9	7.7	7.7	7.7
Freedom to Establish Religious Org.	10.0	10.0	10.0	10.0	10.0	10.0	10.0	10.0	10.0	10.0
Harassment and Physical Hostilities	9.1	9.1	8.9	8.8	9.1	9.0	8.8	7.9	7.7	7.7
Legal and Regulatory Restrictions	8.3	8.0	8.3	8.1	7.9	8.6	7.8	5.4	5.4	5.4
Assoc., Assembly, and Civil Society	10.0	10.0	10.0	10.0	10.0	10.0	9.5	9.5	9.5	9.5
Freedom of Association	10.0	10.0	10.0	10.0	10.0	10.0	10.0	10.0	10.0	10.0
Assembly and Demonstration	10.0	10.0	10.0	10.0	10.0	10.0	10.0	10.0	10.0	10.0
Est. & Operate Political Parties	10.0	10.0	10.0	10.0	10.0	10.0	10.0	10.0	10.0	10.0
Est. & Operate Professional Organizations	10.0	10.0	10.0	10.0	10.0	10.0	7.5	7.5	7.5	7.5
Est. & Operate Edu., Sporting, and Cultural	10.0	10.0	10.0	10.0	10.0	10.0	10.0	10.0	10.0	10.0
Expression and Information	9.8	9.8	9.7	9.7	9.7	9.7	9.7	9.7	9.7	8.9
Press Killed	10.0	10.0	10.0	10.0	10.0	10.0	10.0	10.0	10.0	4.2
Press Jailed	10.0	10.0	10.0	10.0	10.0	10.0	10.0	10.0	10.0	10.0
Laws and Reg. That Influence Media	9.3	9.3	9.3	9.3	9.3	9.3	9.3	9.3	9.3	9.3
Political Pressure, Control Media	9.0	9.0	8.5	8.8	8.8	8.8	8.8	8.5	8.5	8.5
Access to Cable and Satellite	10.0	10.0	10.0	10.0	10.0	10.0	10.0	10.0	10.0	10.0
Freedom of Access to Frgn. Info.	10.0	10.0	10.0	10.0	10.0	10.0	10.0	10.0	10.0	10.0
State Control over Internet Access	10.0	10.0	10.0	10.0	10.0	10.0	10.0	10.0	10.0	10.0
Identity and Relationships	10.0	10.0	10.0	10.0	10.0	10.0	10.0	10.0	10.0	10.0
Legal Gender	-	-	-	-	-	-	-	10.0	10.0	10.0
Same-Sex Relationships	10.0	10.0	10.0	10.0	10.0	10.0	10.0	10.0	10.0	10.0
Divorce	10.0	10.0	10.0	10.0	10.0	10.0	10.0	10.0	10.0	10.0

DOMINICAN REP.

LATIN AMERICA & THE CARIBBEAN

Ranking

68

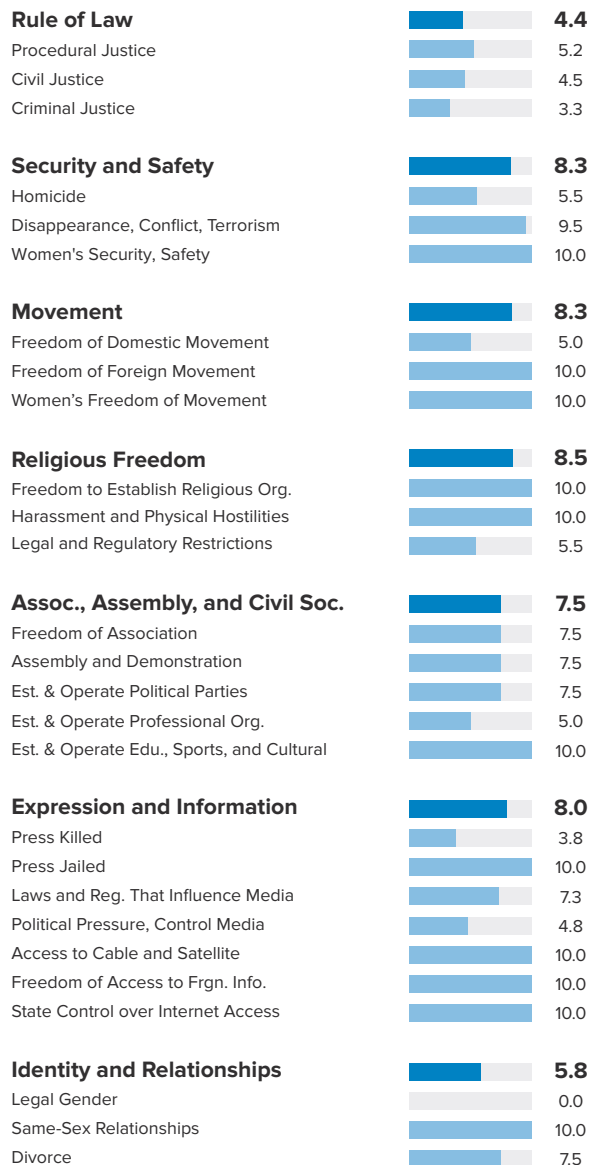
Score

6.95

Personal Freedom

77/162 Ranking

Score 6.98



Economic Freedom

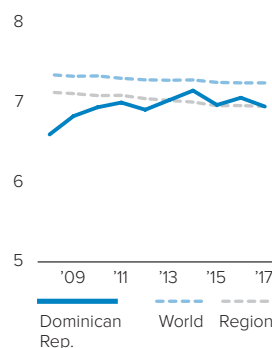
77/162 Ranking

Score 6.92

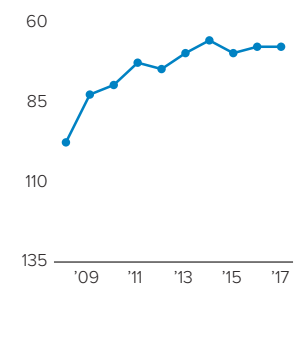


Human Freedom

Score over Time



Ranking over Time



DOMINICAN REP.

LATIN AMERICA & THE CARIBBEAN

	2008	2009	2010	2011	2012	2013	2014	2015	2016	2017
Human Freedom Ranking	6.60	6.83	6.94	7.00	6.91	7.03	7.15	6.97	7.06	6.95
Economic Freedom	6.22	6.70	6.91	6.94	6.79	6.99	7.01	6.99	6.93	6.92
Personal Freedom	6.97	6.96	6.97	7.07	7.03	7.07	7.29	6.94	7.19	6.98
Rule of Law	5.1	5.1	5.1	5.1	4.5	4.5	4.6	4.5	4.4	4.4
Procedural Justice	5.6	5.6	5.6	5.6	4.9	4.9	5.1	5.5	5.2	5.2
Civil Justice	5.1	5.1	5.1	5.1	4.8	4.8	5.1	4.6	4.5	4.5
Criminal Justice	4.7	4.7	4.7	4.7	3.8	3.8	3.7	3.4	3.3	3.3
Security and Safety	6.7	6.4	6.5	6.5	6.9	6.9	7.5	7.8	7.8	8.3
Homicide	0.1	0.3	0.0	0.0	1.1	2.3	3.0	3.9	3.9	5.5
Disappearance, Conflict, Terrorism	10.0	9.0	9.5	9.5	9.5	8.5	9.5	9.5	9.5	9.5
Women's Security, Safety	10.0	10.0	10.0	10.0	10.0	10.0	10.0	10.0	10.0	10.0
Movement	6.7	6.7	6.7	6.7	6.7	6.7	6.7	6.7	10.0	8.3
Freedom of Domestic Movement	5.0	5.0	5.0	5.0	5.0	5.0	5.0	5.0	10.0	5.0
Freedom of Foreign Movement	5.0	5.0	5.0	5.0	5.0	5.0	5.0	5.0	10.0	10.0
Women's Freedom of Movement	10.0	10.0	10.0	10.0	10.0	10.0	10.0	10.0	10.0	10.0
Religious Freedom	8.1	8.1	8.1	9.1	8.9	9.1	9.5	9.0	8.5	8.5
Freedom to Establish Religious Org.	6.3	6.3	6.3	8.8	8.8	8.8	10.0	10.0	10.0	10.0
Harassment and Physical Hostilities	9.8	9.7	9.7	9.8	9.7	9.8	9.8	10.0	10.0	10.0
Legal and Regulatory Restrictions	8.3	8.3	8.3	8.7	8.2	8.8	8.8	6.9	5.5	5.5
Assoc., Assembly, and Civil Society	7.0	7.0	7.0	7.5	7.5	7.5	7.5	7.5	7.5	7.5
Freedom of Association	7.5	7.5	7.5	7.5	7.5	7.5	7.5	7.5	7.5	7.5
Assembly and Demonstration	7.5	7.5	7.5	5.0	5.0	5.0	7.5	7.5	7.5	7.5
Est. & Operate Political Parties	5.0	5.0	5.0	8.8	8.8	8.8	7.5	7.5	7.5	7.5
Est. & Operate Professional Organizations	8.3	8.3	8.3	7.5	7.5	7.5	5.0	5.0	5.0	5.0
Est. & Operate Edu., Sporting, and Cultural	6.7	6.7	6.7	8.8	8.8	8.8	10.0	10.0	10.0	10.0
Expression and Information	8.4	9.0	9.0	8.4	9.0	8.9	8.9	8.9	8.9	8.0
Press Killed	6.5	10.0	10.0	6.7	10.0	10.0	10.0	10.0	10.0	3.8
Press Jailed	10.0	10.0	10.0	10.0	10.0	10.0	10.0	10.0	10.0	10.0
Laws and Reg. That Influence Media	7.3	7.3	7.7	7.7	7.7	7.3	7.3	7.3	7.3	7.3
Political Pressure, Control Media	5.3	5.5	5.0	4.8	5.0	5.0	4.8	4.8	4.8	4.8
Access to Cable and Satellite	10.0	10.0	10.0	10.0	10.0	10.0	10.0	10.0	10.0	10.0
Freedom of Access to Frgn. Info.	10.0	10.0	10.0	10.0	10.0	10.0	10.0	10.0	10.0	10.0
State Control over Internet Access	10.0	10.0	10.0	10.0	10.0	10.0	10.0	10.0	10.0	10.0
Identity and Relationships	10.0	10.0	10.0	10.0	10.0	10.0	10.0	6.7	6.7	5.8
Legal Gender	-	-	-	-	-	-	-	0.0	0.0	0.0
Same-Sex Relationships	10.0	10.0	10.0	10.0	10.0	10.0	10.0	10.0	10.0	10.0
Divorce	10.0	10.0	10.0	10.0	10.0	10.0	10.0	10.0	10.0	7.5

ECUADOR

LATIN AMERICA & THE CARIBBEAN

Ranking

82

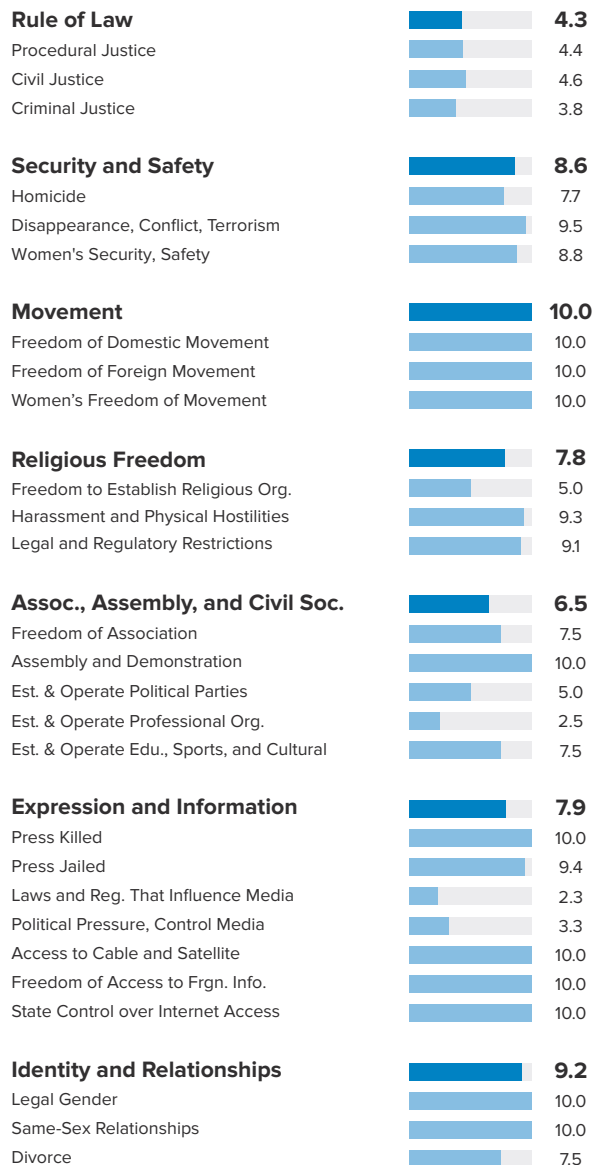
Score

6.82

Personal Freedom

64/162 Ranking

Score 7.36



Economic Freedom

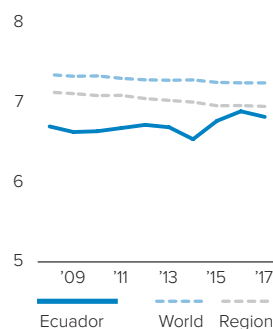
118/162 Ranking

Score 6.28

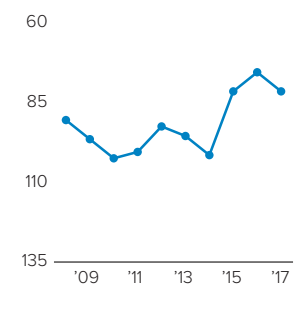


Human Freedom

Score over Time



Ranking over Time



ECUADOR

LATIN AMERICA & THE CARIBBEAN

	2008	2009	2010	2011	2012	2013	2014	2015	2016	2017
Human Freedom Ranking	6.70	6.63	6.64	6.68	6.72	6.69	6.54	6.77	6.89	6.82
Economic Freedom	5.98	5.89	5.87	5.88	6.04	5.92	5.69	6.09	6.23	6.28
Personal Freedom	7.42	7.38	7.41	7.48	7.39	7.46	7.39	7.45	7.55	7.36
Rule of Law	4.6	4.6	4.6	4.6	4.0	4.0	4.2	4.2	4.3	4.3
Procedural Justice	5.3	5.3	5.3	5.3	4.7	4.7	5.0	4.6	4.4	4.4
Civil Justice	4.2	4.2	4.2	4.2	4.1	4.1	4.1	4.4	4.6	4.6
Criminal Justice	4.4	4.4	4.4	4.4	3.3	3.3	3.5	3.6	3.8	3.8
Security and Safety	7.3	7.3	7.3	7.6	8.0	8.2	8.6	8.8	9.0	8.6
Homicide	2.8	2.9	3.0	3.8	5.0	5.6	6.7	7.4	7.7	7.7
Disappearance, Conflict, Terrorism	9.0	9.0	9.0	9.0	9.0	9.0	9.0	9.0	9.5	9.5
Women's Security, Safety	10.0	10.0	10.0	10.0	10.0	10.0	10.0	10.0	10.0	8.8
Movement	10.0	10.0	10.0	10.0	10.0	10.0	10.0	10.0	10.0	10.0
Freedom of Domestic Movement	10.0	10.0	10.0	10.0	10.0	10.0	10.0	10.0	10.0	10.0
Freedom of Foreign Movement	10.0	10.0	10.0	10.0	10.0	10.0	10.0	10.0	10.0	10.0
Women's Freedom of Movement	10.0	10.0	10.0	10.0	10.0	10.0	10.0	10.0	10.0	10.0
Religious Freedom	8.9	8.5	8.9	8.6	8.6	8.5	7.5	7.6	7.8	7.8
Freedom to Establish Religious Org.	8.3	8.3	8.3	8.8	8.8	8.8	5.0	5.0	5.0	5.0
Harassment and Physical Hostilities	10.0	9.9	9.9	9.8	9.9	9.9	9.9	9.6	9.3	9.3
Legal and Regulatory Restrictions	8.3	7.2	8.3	7.1	7.1	6.9	7.7	8.2	9.1	9.1
Assoc., Assembly, and Civil Society	7.1	7.1	7.1	7.5	7.5	7.5	6.5	6.5	6.5	6.5
Freedom of Association	10.0	10.0	10.0	10.0	10.0	10.0	7.5	7.5	7.5	7.5
Assembly and Demonstration	10.0	10.0	10.0	10.0	10.0	10.0	10.0	10.0	10.0	10.0
Est. & Operate Political Parties	7.1	7.1	7.1	5.0	5.0	5.0	5.0	5.0	5.0	5.0
Est. & Operate Professional Organizations	0.0	0.0	0.0	5.0	5.0	5.0	2.5	2.5	2.5	2.5
Est. & Operate Edu., Sporting, and Cultural	8.3	8.3	8.3	7.5	7.5	7.5	7.5	7.5	7.5	7.5
Expression and Information	8.5	8.5	8.4	8.2	7.8	8.1	8.0	7.9	7.9	7.9
Press Killed	10.0	10.0	10.0	10.0	7.8	10.0	10.0	10.0	10.0	10.0
Press Jailed	9.3	10.0	10.0	10.0	10.0	10.0	10.0	10.0	10.0	9.4
Laws and Reg. That Influence Media	5.0	4.7	4.3	3.3	3.0	2.7	2.3	2.3	2.3	2.3
Political Pressure, Control Media	5.5	5.0	4.3	4.0	3.8	3.8	3.5	3.3	3.3	3.3
Access to Cable and Satellite	10.0	10.0	10.0	10.0	10.0	10.0	10.0	10.0	10.0	10.0
Freedom of Access to Frgn. Info.	10.0	10.0	10.0	10.0	10.0	10.0	10.0	10.0	10.0	10.0
State Control over Internet Access	10.0	10.0	10.0	10.0	10.0	10.0	10.0	10.0	10.0	10.0
Identity and Relationships	10.0	10.0	10.0	10.0	10.0	10.0	10.0	10.0	10.0	9.2
Legal Gender	-	-	-	-	-	-	-	10.0	10.0	10.0
Same-Sex Relationships	10.0	10.0	10.0	10.0	10.0	10.0	10.0	10.0	10.0	10.0
Divorce	10.0	10.0	10.0	10.0	10.0	10.0	10.0	10.0	10.0	7.5

EGYPT

MIDDLE EAST & NORTH AFRICA

Ranking

157

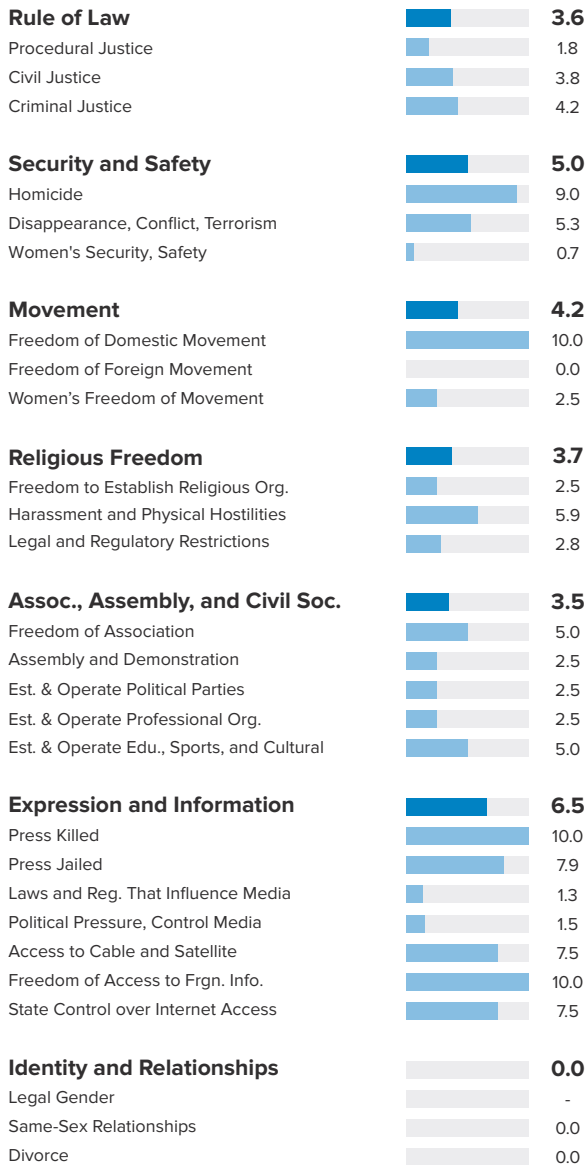
Score

4.50

Personal Freedom

159/162 Ranking

Score 3.95



Economic Freedom

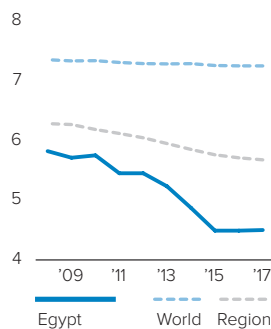
155/162 Ranking

Score 5.05

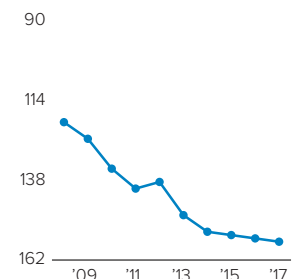


Human Freedom

Score over Time



Ranking over Time



EGYPT

MIDDLE EAST & NORTH AFRICA

	2008	2009	2010	2011	2012	2013	2014	2015	2016	2017
Human Freedom Ranking	5.82	5.71	5.75	5.45	5.45	5.23	4.87	4.49	4.49	4.50
	121	126	135	141	139	149	154	155	156	157
Economic Freedom	6.36	6.17	6.26	6.10	6.04	5.86	5.63	5.33	5.28	5.05
Personal Freedom	5.27	5.25	5.23	4.80	4.86	4.61	4.12	3.66	3.70	3.95
Rule of Law	4.2	4.2	4.2	4.2	3.7	3.7	3.5	3.5	3.6	3.6
Procedural Justice	3.3	3.3	3.3	3.3	3.1	3.1	2.3	2.4	1.8	1.8
Civil Justice	4.7	4.7	4.7	4.7	3.9	3.9	3.9	3.8	3.8	3.8
Criminal Justice	4.5	4.5	4.5	4.5	4.1	4.1	4.3	4.3	4.2	4.2
Security and Safety	7.2	7.0	7.0	5.4	6.1	5.5	5.4	4.8	5.0	5.0
Homicide	9.5	9.6	9.1	8.7	9.0	9.0	9.0	9.0	9.0	9.0
Disappearance, Conflict, Terrorism	9.0	8.5	9.0	6.9	8.9	7.0	6.9	5.0	5.6	5.3
Women's Security, Safety	3.0	3.0	3.0	0.5	0.5	0.5	0.5	0.5	0.5	0.7
Movement	6.7	6.7	6.7	3.3	3.3	3.3	1.7	1.7	1.7	4.2
Freedom of Domestic Movement	0.0	0.0	0.0	0.0	10.0	10.0	5.0	5.0	5.0	10.0
Freedom of Foreign Movement	10.0	10.0	10.0	10.0	0.0	0.0	0.0	0.0	0.0	0.0
Women's Freedom of Movement	10.0	10.0	10.0	0.0	0.0	0.0	0.0	0.0	0.0	2.5
Religious Freedom	7.5	7.6	7.6	7.6	7.6	7.3	6.9	4.1	3.7	3.7
Freedom to Establish Religious Org.	4.2	4.2	4.2	5.0	5.0	5.0	2.5	2.5	2.5	2.5
Harassment and Physical Hostilities	9.2	8.7	8.9	8.7	9.2	8.9	9.1	6.2	5.9	5.9
Legal and Regulatory Restrictions	9.0	10.0	9.7	9.0	8.7	7.9	9.1	3.7	2.8	2.8
Assoc., Assembly, and Civil Society	3.8	3.8	3.8	5.8	5.8	5.8	3.5	3.5	3.5	3.5
Freedom of Association	2.5	2.5	2.5	5.0	5.0	5.0	5.0	5.0	5.0	5.0
Assembly and Demonstration	2.5	2.5	2.5	7.5	7.5	7.5	2.5	2.5	2.5	2.5
Est. & Operate Political Parties	2.9	2.9	2.9	6.3	6.3	6.3	2.5	2.5	2.5	2.5
Est. & Operate Professional Organizations	5.8	5.8	5.8	3.8	3.8	3.8	2.5	2.5	2.5	2.5
Est. & Operate Edu., Sporting, and Cultural	5.4	5.4	5.4	6.3	6.3	6.3	5.0	5.0	5.0	5.0
Expression and Information	6.3	6.3	6.1	7.4	7.3	6.7	6.7	6.5	6.5	6.5
Press Killed	10.0	10.0	10.0	9.2	9.6	7.4	9.6	10.0	10.0	10.0
Press Jailed	9.9	9.6	9.9	9.8	10.0	9.4	8.7	7.5	7.4	7.9
Laws and Reg. That Influence Media	3.0	3.0	2.3	3.3	2.7	2.7	2.0	1.7	1.3	1.3
Political Pressure, Control Media	4.8	4.8	4.0	4.5	4.0	2.5	1.8	1.3	1.5	1.5
Access to Cable and Satellite	6.7	6.7	6.7	10.0	10.0	10.0	7.5	7.5	7.5	7.5
Freedom of Access to Frgn. Info.	6.7	6.7	6.7	7.5	7.5	7.5	10.0	10.0	10.0	10.0
State Control over Internet Access	3.3	3.3	3.3	7.5	7.5	7.5	7.5	7.5	7.5	7.5
Identity and Relationships	0.0	0.0	0.0	0.0	0.0	0.0	0.0	0.0	0.0	0.0
Legal Gender	-	-	-	-	-	-	-	-	-	-
Same-Sex Relationships	0.0	0.0	0.0	0.0	0.0	0.0	0.0	0.0	0.0	0.0
Divorce	0.0	0.0	0.0	0.0	0.0	0.0	0.0	0.0	0.0	0.0

EL SALVADOR

LATIN AMERICA & THE CARIBBEAN

Ranking

75

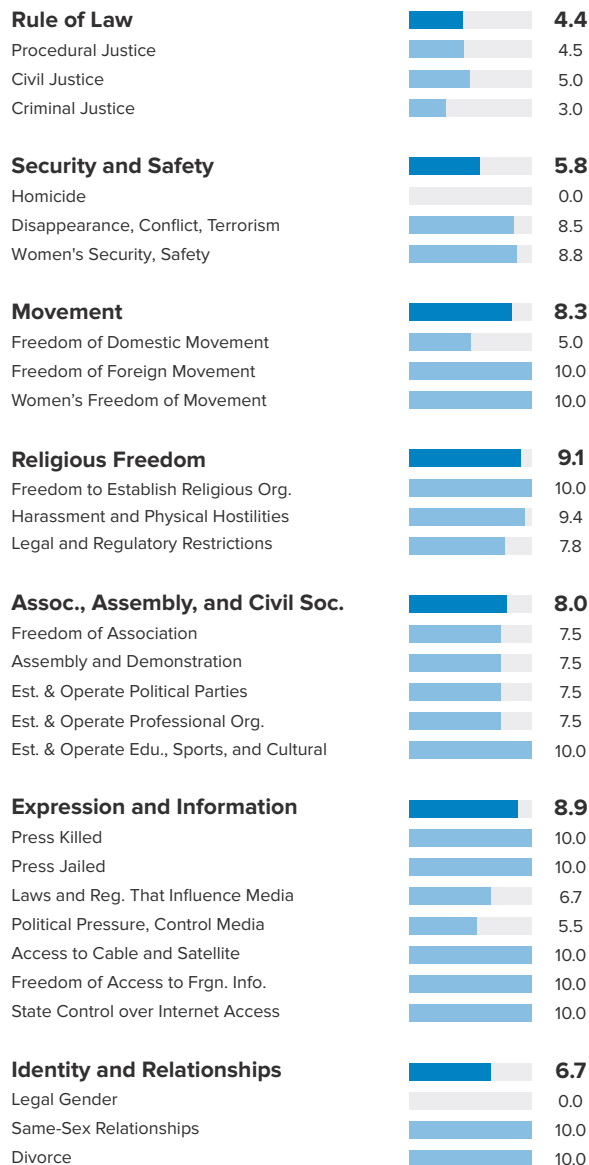
Score

6.89

Personal Freedom

93/162 Ranking

Score 6.62



Economic Freedom

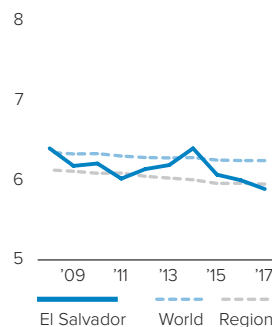
63/162 Ranking

Score 7.16

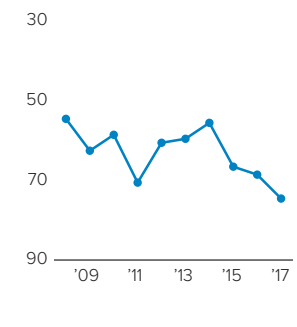


Human Freedom

Score over Time



Ranking over Time



EL SALVADOR

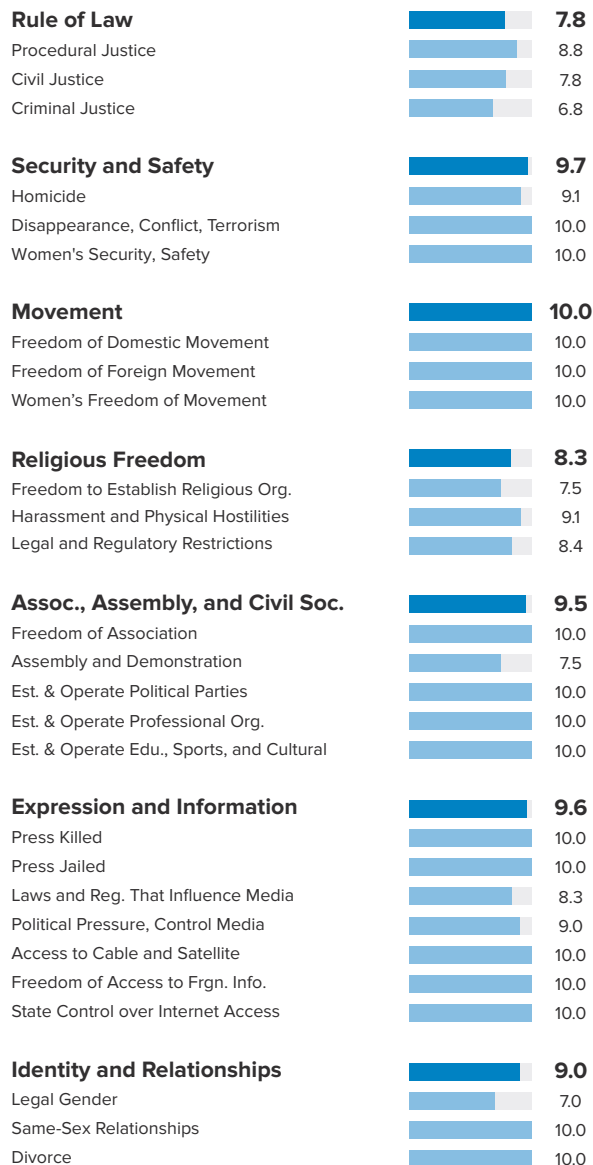
LATIN AMERICA & THE CARIBBEAN

	2008	2009	2010	2011	2012	2013	2014	2015	2016	2017
Human Freedom Ranking	7.40	7.18	7.21	7.02	7.14	7.19	7.40	7.07	7.00	6.89
	55	63	59	71	61	60	56	67	69	75
Economic Freedom	7.53	7.30	7.20	7.14	7.09	7.15	7.30	7.10	7.09	7.16
Personal Freedom	7.27	7.06	7.23	6.90	7.20	7.23	7.49	7.04	6.90	6.62
Rule of Law	3.9	3.9	3.9	3.9	4.6	4.6	4.8	4.5	4.4	4.4
Procedural Justice	4.4	4.4	4.4	4.4	6.1	6.1	6.1	5.4	4.5	4.5
Civil Justice	4.9	4.9	4.9	4.9	4.7	4.7	5.1	4.8	5.0	5.0
Criminal Justice	2.5	2.5	2.5	2.5	3.1	3.1	3.4	3.4	3.0	3.0
Security and Safety	6.5	6.5	6.5	6.3	6.5	6.5	6.5	6.5	6.5	5.8
Homicide	0.0	0.0	0.0	0.0	0.0	0.0	0.0	0.0	0.0	0.0
Disappearance, Conflict, Terrorism	9.5	9.5	9.5	9.0	9.5	9.5	9.5	9.5	9.5	8.5
Women's Security, Safety	10.0	10.0	10.0	10.0	10.0	10.0	10.0	10.0	10.0	8.8
Movement	10.0	10.0	10.0	10.0	10.0	10.0	10.0	10.0	10.0	8.3
Freedom of Domestic Movement	10.0	10.0	10.0	10.0	10.0	10.0	10.0	10.0	10.0	5.0
Freedom of Foreign Movement	10.0	10.0	10.0	10.0	10.0	10.0	10.0	10.0	10.0	10.0
Women's Freedom of Movement	10.0	10.0	10.0	10.0	10.0	10.0	10.0	10.0	10.0	10.0
Religious Freedom	9.3	9.1	9.0	8.6	8.5	8.8	9.6	9.2	9.1	9.1
Freedom to Establish Religious Org.	-	-	-	7.5	7.5	7.5	10.0	10.0	10.0	10.0
Harassment and Physical Hostilities	9.6	10.0	10.0	9.9	9.8	9.7	9.4	9.4	9.4	9.4
Legal and Regulatory Restrictions	9.0	8.2	8.0	8.3	8.3	9.3	9.3	8.2	7.8	7.8
Assoc., Assembly, and Civil Society	-	-	-	7.8	7.8	7.8	8.0	8.0	8.0	8.0
Freedom of Association	-	-	-	7.5	7.5	7.5	7.5	7.5	7.5	7.5
Assembly and Demonstration	-	-	-	7.5	7.5	7.5	7.5	7.5	7.5	7.5
Est. & Operate Political Parties	-	-	-	8.8	8.8	8.8	7.5	7.5	7.5	7.5
Est. & Operate Professional Organizations	-	-	-	7.5	7.5	7.5	7.5	7.5	7.5	7.5
Est. & Operate Edu., Sporting, and Cultural	-	-	-	7.5	7.5	7.5	10.0	10.0	10.0	10.0
Expression and Information	8.0	6.6	8.0	7.1	7.8	7.9	9.0	9.0	8.1	8.9
Press Killed	10.0	4.6	10.0	4.6	10.0	10.0	10.0	10.0	4.7	10.0
Press Jailed	10.0	10.0	10.0	10.0	10.0	10.0	10.0	10.0	10.0	10.0
Laws and Reg. That Influence Media	6.7	6.7	6.3	7.0	6.7	7.0	7.0	7.0	6.7	6.7
Political Pressure, Control Media	5.5	5.3	5.8	5.8	5.8	6.0	6.0	5.8	5.5	5.5
Access to Cable and Satellite	-	-	-	7.5	7.5	7.5	10.0	10.0	10.0	10.0
Freedom of Access to Frgn. Info.	-	-	-	7.5	7.5	7.5	10.0	10.0	10.0	10.0
State Control over Internet Access	-	-	-	7.5	7.5	7.5	10.0	10.0	10.0	10.0
Identity and Relationships	10.0	10.0	10.0	10.0	10.0	10.0	10.0	6.7	6.7	6.7
Legal Gender	-	-	-	-	-	-	-	0.0	0.0	0.0
Same-Sex Relationships	10.0	10.0	10.0	10.0	10.0	10.0	10.0	10.0	10.0	10.0
Divorce	10.0	10.0	10.0	10.0	10.0	10.0	10.0	10.0	10.0	10.0

Personal Freedom

15/162 Ranking

Score 9.02



Economic Freedom

13/162 Ranking

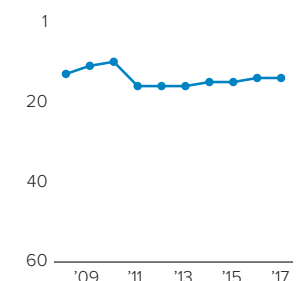
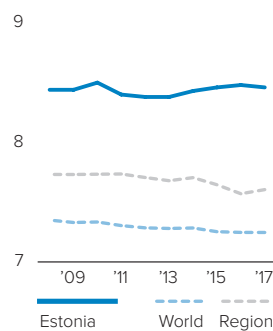
Score 7.89



Human Freedom

Score over Time

Ranking over Time



ESTONIA

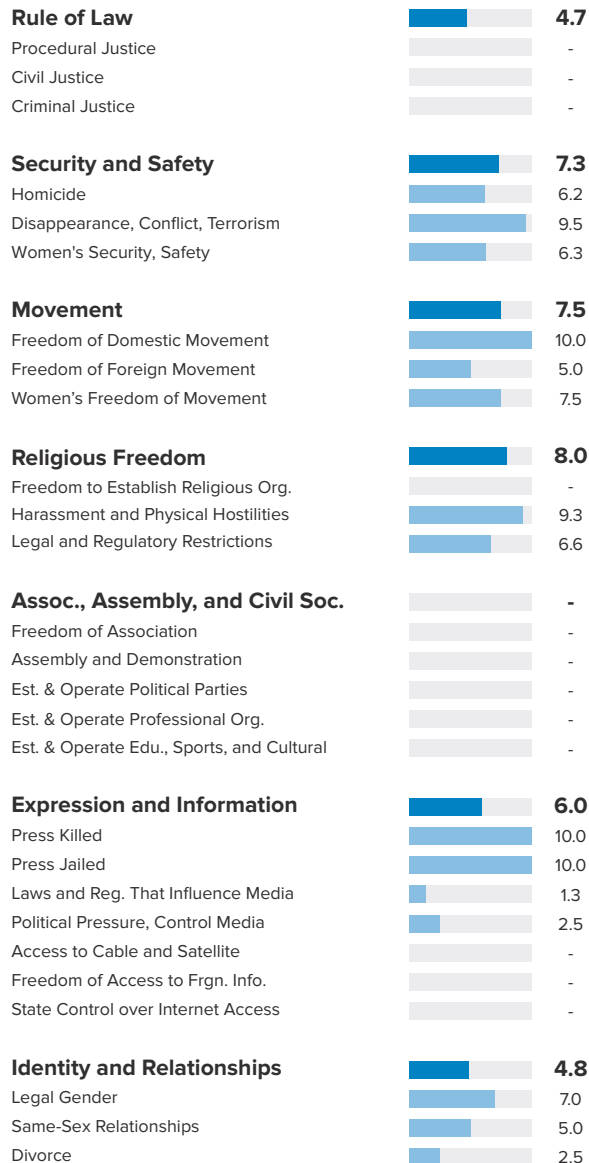
EASTERN EUROPE

	2008	2009	2010	2011	2012	2013	2014	2015	2016	2017
Human Freedom Ranking	8.44	8.44	8.50	8.40	8.38	8.38	8.43	8.46	8.48	8.46
Economic Freedom	7.85	7.82	7.93	7.85	7.79	7.76	7.85	7.99	7.95	7.89
Personal Freedom	9.04	9.06	9.07	8.96	8.97	9.00	9.00	8.93	9.01	9.02
Rule of Law	7.5	7.5	7.5	7.5	7.6	7.6	7.6	7.6	7.8	7.8
Procedural Justice	8.0	8.0	8.0	8.0	8.2	8.2	8.2	8.0	8.8	8.8
Civil Justice	7.1	7.1	7.1	7.1	7.2	7.2	7.5	7.7	7.8	7.8
Criminal Justice	7.5	7.5	7.5	7.5	7.2	7.2	7.1	7.0	6.8	6.8
Security and Safety	9.1	9.1	9.3	9.3	9.4	9.5	9.6	9.5	9.7	9.7
Homicide	7.4	7.9	7.9	8.0	8.1	8.4	8.8	8.6	9.0	9.1
Disappearance, Conflict, Terrorism	10.0	9.5	10.0	10.0	10.0	10.0	10.0	10.0	10.0	10.0
Women's Security, Safety	10.0	10.0	10.0	10.0	10.0	10.0	10.0	10.0	10.0	10.0
Movement	10.0	10.0	10.0	10.0	10.0	10.0	10.0	10.0	10.0	10.0
Freedom of Domestic Movement	10.0	10.0	10.0	10.0	10.0	10.0	10.0	10.0	10.0	10.0
Freedom of Foreign Movement	10.0	10.0	10.0	10.0	10.0	10.0	10.0	10.0	10.0	10.0
Women's Freedom of Movement	10.0	10.0	10.0	10.0	10.0	10.0	10.0	10.0	10.0	10.0
Religious Freedom	9.2	9.4	9.1	8.4	8.3	8.4	8.0	8.4	8.3	8.3
Freedom to Establish Religious Org.	10.0	10.0	10.0	7.5	7.5	7.5	7.5	7.5	7.5	7.5
Harassment and Physical Hostilities	9.4	9.4	9.4	9.6	9.4	9.4	9.3	9.6	9.1	9.1
Legal and Regulatory Restrictions	8.1	8.8	7.9	8.1	7.9	8.1	7.0	8.1	8.4	8.4
Assoc., Assembly, and Civil Society	10.0	10.0	10.0	9.5	9.5	9.5	9.5	9.5	9.5	9.5
Freedom of Association	10.0	10.0	10.0	10.0	10.0	10.0	10.0	10.0	10.0	10.0
Assembly and Demonstration	10.0	10.0	10.0	7.5	7.5	7.5	7.5	7.5	7.5	7.5
Est. & Operate Political Parties	10.0	10.0	10.0	10.0	10.0	10.0	10.0	10.0	10.0	10.0
Est. & Operate Professional Organizations	10.0	10.0	10.0	10.0	10.0	10.0	10.0	10.0	10.0	10.0
Est. & Operate Edu., Sporting, and Cultural	10.0	10.0	10.0	10.0	10.0	10.0	10.0	10.0	10.0	10.0
Expression and Information	9.6	9.6	9.5	9.5	9.6	9.6	9.6	9.6	9.6	9.6
Press Killed	10.0	10.0	10.0	10.0	10.0	10.0	10.0	10.0	10.0	10.0
Press Jailed	10.0	10.0	10.0	10.0	10.0	10.0	10.0	10.0	10.0	10.0
Laws and Reg. That Influence Media	8.7	8.7	8.3	8.3	8.3	8.3	8.3	8.3	8.3	8.3
Political Pressure, Control Media	8.8	8.5	8.5	8.5	9.0	9.0	9.0	9.0	9.0	9.0
Access to Cable and Satellite	10.0	10.0	10.0	10.0	10.0	10.0	10.0	10.0	10.0	10.0
Freedom of Access to Frgn. Info.	10.0	10.0	10.0	10.0	10.0	10.0	10.0	10.0	10.0	10.0
State Control over Internet Access	10.0	10.0	10.0	10.0	10.0	10.0	10.0	10.0	10.0	10.0
Identity and Relationships	10.0	10.0	10.0	10.0	10.0	10.0	10.0	9.0	9.0	9.0
Legal Gender	-	-	-	-	-	-	-	7.0	7.0	7.0
Same-Sex Relationships	10.0	10.0	10.0	10.0	10.0	10.0	10.0	10.0	10.0	10.0
Divorce	10.0	10.0	10.0	10.0	10.0	10.0	10.0	10.0	10.0	10.0

Personal Freedom

110/162 Ranking

Score 6.29



Economic Freedom

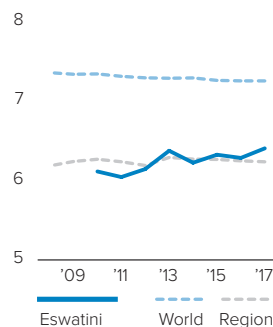
107/162 Ranking

Score 6.52

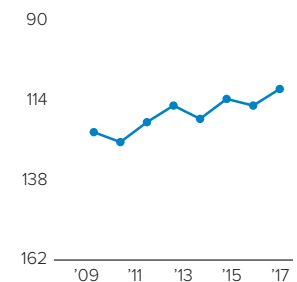


Human Freedom

Score over Time



Ranking over Time



ESWATINI

SUB-SAHARAN AFRICA

	2008	2009	2010	2011	2012	2013	2014	2015	2016	2017
Human Freedom	-	-	6.11	6.04	6.14	6.37	6.22	6.32	6.28	6.40
Ranking	-	-	124	127	121	116	120	114	116	111
Economic Freedom	-	-	6.30	6.46	6.32	6.46	6.39	6.36	6.37	6.52
Personal Freedom	-	-	5.93	5.63	5.96	6.27	6.06	6.29	6.18	6.29
Rule of Law	-	-	4.8	4.8	4.5	4.5	4.6	4.7	4.6	4.7
Procedural Justice	-	-	-	-	-	-	-	-	-	-
Civil Justice	-	-	-	-	-	-	-	-	-	-
Criminal Justice	-	-	-	-	-	-	-	-	-	-
Security and Safety	-	-	6.7	6.4	7.1	7.5	7.4	7.5	7.4	7.3
Homicide	-	-	3.1	4.4	6.7	6.8	6.4	6.6	6.6	6.2
Disappearance, Conflict, Terrorism	-	-	9.5	8.5	8.5	9.3	9.5	9.5	9.5	9.5
Women's Security, Safety	-	-	7.5	6.3	6.3	6.3	6.3	6.3	6.3	6.3
Movement	-	-	5.0	3.3	5.0	6.7	6.7	6.7	6.7	7.5
Freedom of Domestic Movement	-	-	5.0	5.0	10.0	10.0	10.0	10.0	10.0	10.0
Freedom of Foreign Movement	-	-	5.0	5.0	5.0	5.0	5.0	5.0	5.0	5.0
Women's Freedom of Movement	-	-	5.0	0.0	0.0	5.0	5.0	5.0	5.0	7.5
Religious Freedom	-	-	9.4	9.2	9.4	9.7	9.8	8.5	8.0	8.0
Freedom to Establish Religious Org.	-	-	-	-	-	-	-	-	-	-
Harassment and Physical Hostilities	-	-	9.3	9.3	9.4	9.4	9.6	9.1	9.3	9.3
Legal and Regulatory Restrictions	-	-	9.5	9.2	9.4	10.0	10.0	7.8	6.6	6.6
Assoc., Assembly, and Civil Society	-	-	-	-	-	-	-	-	-	-
Freedom of Association	-	-	-	-	-	-	-	-	-	-
Assembly and Demonstration	-	-	-	-	-	-	-	-	-	-
Est. & Operate Political Parties	-	-	-	-	-	-	-	-	-	-
Est. & Operate Professional Organizations	-	-	-	-	-	-	-	-	-	-
Est. & Operate Edu., Sporting, and Cultural	-	-	-	-	-	-	-	-	-	-
Expression and Information	-	-	6.3	6.3	6.3	6.2	4.2	6.0	6.0	6.0
Press Killed	-	-	10.0	10.0	10.0	10.0	10.0	10.0	10.0	10.0
Press Jailed	-	-	10.0	10.0	10.0	10.0	2.3	10.0	10.0	10.0
Laws and Reg. That Influence Media	-	-	2.0	2.0	2.0	1.7	1.7	1.7	1.3	1.3
Political Pressure, Control Media	-	-	3.3	3.3	3.0	3.0	3.0	2.5	2.5	2.5
Access to Cable and Satellite	-	-	-	-	-	-	-	-	-	-
Freedom of Access to Frgn. Info.	-	-	-	-	-	-	-	-	-	-
State Control over Internet Access	-	-	-	-	-	-	-	-	-	-
Identity and Relationships	-	-	3.8	3.8	3.8	3.8	3.8	4.8	4.8	4.8
Legal Gender	-	-	-	-	-	-	-	7.0	7.0	7.0
Same-Sex Relationships	-	-	5.0	5.0	5.0	5.0	5.0	5.0	5.0	5.0
Divorce	-	-	2.5	2.5	2.5	2.5	2.5	2.5	2.5	2.5

ETHIOPIA

SUB-SAHARAN AFRICA

Ranking

153

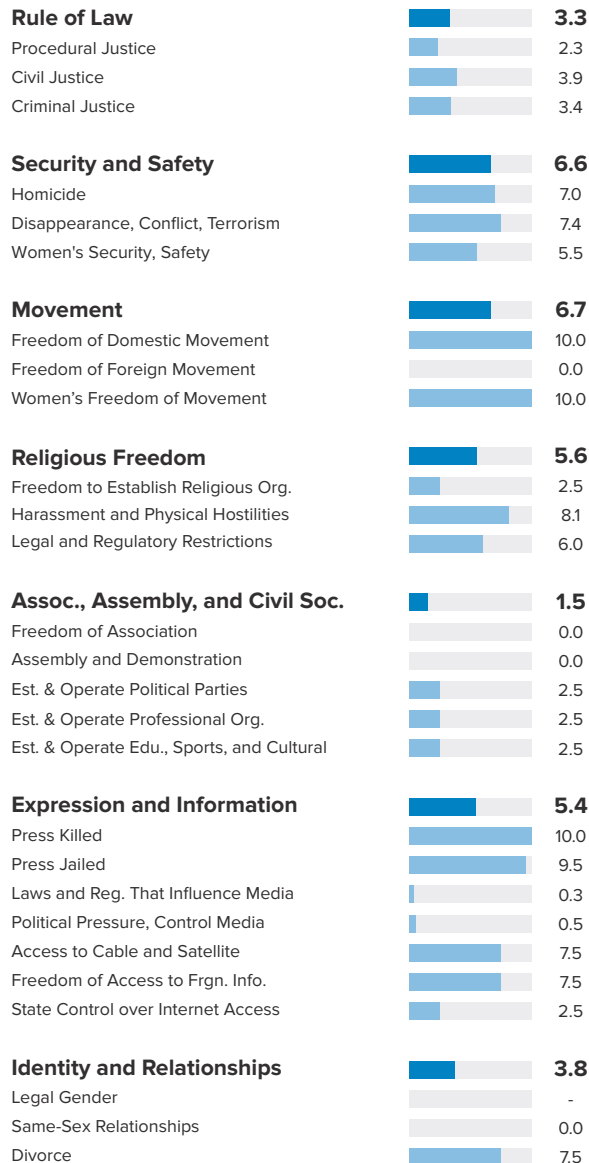
Score

5.25

Personal Freedom

153/162 Ranking

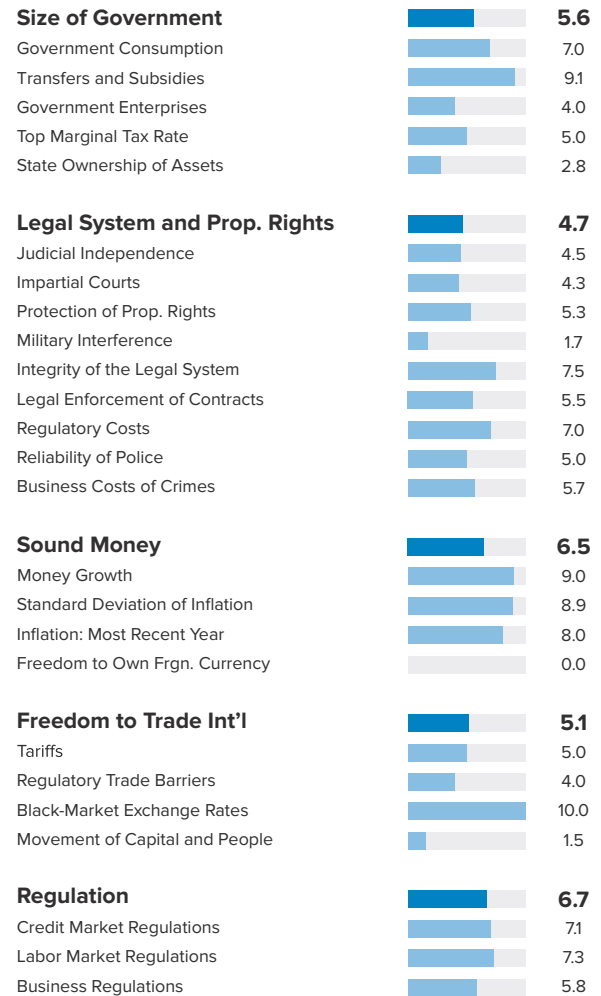
Score 4.77



Economic Freedom

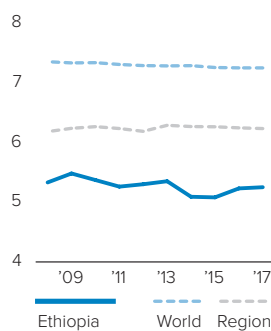
143/162 Ranking

Score 5.72

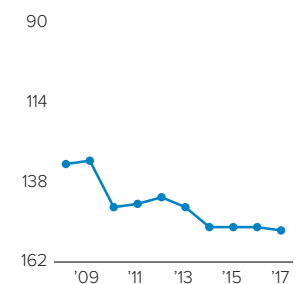


Human Freedom

Score over Time



Ranking over Time



ETHIOPIA

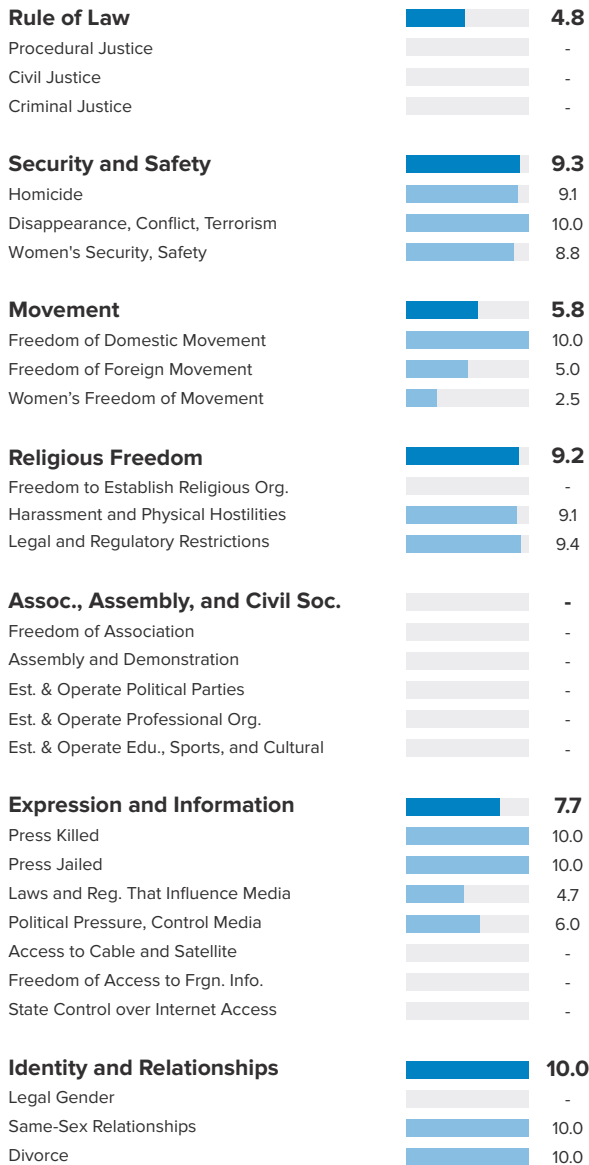
SUB-SAHARAN AFRICA

	2008	2009	2010	2011	2012	2013	2014	2015	2016	2017
Human Freedom Ranking	5.33	5.48	5.37	5.26	5.30	5.35	5.09	5.08	5.23	5.25
Economic Freedom	5.23	5.67	5.50	5.25	5.44	5.40	5.35	5.34	5.57	5.72
Personal Freedom	5.44	5.29	5.25	5.28	5.17	5.29	4.84	4.82	4.89	4.77
Rule of Law	4.5	4.5	4.5	4.5	3.8	3.8	3.3	3.0	3.3	3.3
Procedural Justice	4.0	4.0	4.0	4.0	3.0	3.0	2.3	2.1	2.3	2.3
Civil Justice	4.6	4.6	4.6	4.6	3.9	3.9	3.6	3.7	3.9	3.9
Criminal Justice	4.9	4.9	4.9	4.9	4.5	4.5	3.9	3.3	3.4	3.4
Security and Safety	5.9	6.2	6.0	6.0	6.1	5.9	6.2	6.2	6.0	6.6
Homicide	6.6	6.6	6.6	6.6	6.6	7.0	7.0	7.0	7.0	7.0
Disappearance, Conflict, Terrorism	7.6	8.3	7.9	7.5	7.9	6.9	8.0	7.9	7.3	7.4
Women's Security, Safety	3.5	3.5	3.5	3.8	3.8	3.8	3.8	3.8	3.8	5.5
Movement	8.3	6.7	6.7	5.0	5.0	6.7	6.7	6.7	8.3	6.7
Freedom of Domestic Movement	10.0	10.0	5.0	5.0	5.0	5.0	5.0	5.0	10.0	10.0
Freedom of Foreign Movement	5.0	0.0	5.0	5.0	5.0	5.0	5.0	5.0	5.0	0.0
Women's Freedom of Movement	10.0	10.0	10.0	5.0	5.0	10.0	10.0	10.0	10.0	10.0
Religious Freedom	7.4	7.1	7.2	6.4	6.6	6.7	6.1	6.4	5.6	5.6
Freedom to Establish Religious Org.	7.1	7.1	7.1	5.0	5.0	5.0	2.5	2.5	2.5	2.5
Harassment and Physical Hostilities	9.0	8.9	8.9	9.0	9.0	9.0	9.4	9.3	8.1	8.1
Legal and Regulatory Restrictions	6.3	5.4	5.6	5.3	5.8	6.1	6.5	7.3	6.0	6.0
Assoc., Assembly, and Civil Society	2.3	2.3	2.3	4.0	4.0	4.0	1.5	1.5	1.5	1.5
Freedom of Association	2.5	2.5	2.5	5.0	5.0	5.0	0.0	0.0	0.0	0.0
Assembly and Demonstration	2.5	2.5	2.5	2.5	2.5	2.5	0.0	0.0	0.0	0.0
Est. & Operate Political Parties	0.0	0.0	0.0	5.0	5.0	5.0	2.5	2.5	2.5	2.5
Est. & Operate Professional Organizations	1.3	1.3	1.3	3.8	3.8	3.8	2.5	2.5	2.5	2.5
Est. & Operate Edu., Sporting, and Cultural	5.4	5.4	5.4	3.8	3.8	3.8	2.5	2.5	2.5	2.5
Expression and Information	5.2	5.1	5.1	6.2	6.3	6.3	5.3	5.5	5.3	5.4
Press Killed	10.0	10.0	10.0	10.0	10.0	10.0	10.0	10.0	10.0	10.0
Press Jailed	9.8	9.5	9.5	9.2	9.4	9.3	8.3	9.0	8.4	9.5
Laws and Reg. That Influence Media	1.7	1.0	1.0	0.7	0.7	1.0	0.7	0.7	0.3	0.3
Political Pressure, Control Media	1.8	1.8	1.8	1.3	1.3	1.3	1.0	1.0	0.5	0.5
Access to Cable and Satellite	6.7	6.7	6.7	7.5	7.5	7.5	7.5	7.5	7.5	7.5
Freedom of Access to Frgn. Info.	6.7	6.7	6.7	7.5	7.5	7.5	7.5	7.5	7.5	7.5
State Control over Internet Access	0.0	0.0	0.0	7.5	7.5	7.5	2.5	2.5	2.5	2.5
Identity and Relationships	5.0	5.0	5.0	5.0	5.0	5.0	5.0	5.0	5.0	3.8
Legal Gender	-	-	-	-	-	-	-	-	-	-
Same-Sex Relationships	0.0	0.0	0.0	0.0	0.0	0.0	0.0	0.0	0.0	0.0
Divorce	10.0	10.0	10.0	10.0	10.0	10.0	10.0	10.0	10.0	7.5

Personal Freedom

56/162 Ranking

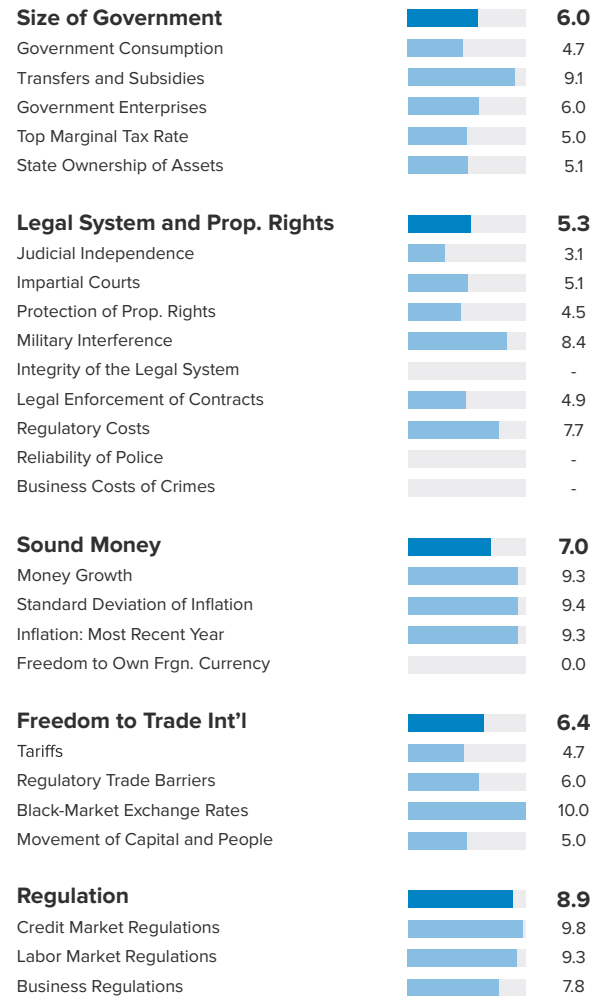
Score 7.61



Economic Freedom

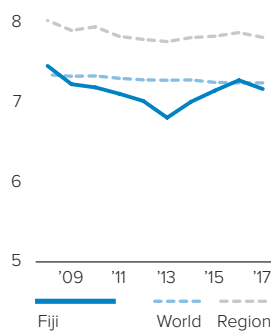
90/162 Ranking

Score 6.74



Human Freedom

Score over Time



Ranking over Time



	2008	2009	2010	2011	2012	2013	2014	2015	2016	2017
Human Freedom Ranking	7.46	7.23	7.19	7.11	7.02	6.81	7.01	7.15	7.28	7.17
	50	59	61	63	70	86	67	64	59	60
Economic Freedom	7.03	6.88	6.82	6.94	6.77	6.35	6.53	6.59	6.55	6.74
Personal Freedom	7.89	7.58	7.56	7.29	7.28	7.26	7.49	7.71	8.01	7.61
Rule of Law	4.7	4.5	4.3	4.4	4.0	3.9	4.4	4.6	4.7	4.8
Procedural Justice	-	-	-	-	-	-	-	-	-	-
Civil Justice	-	-	-	-	-	-	-	-	-	-
Criminal Justice	-	-	-	-	-	-	-	-	-	-
Security and Safety	9.7	9.5	9.7	8.9	8.9	8.9	8.9	8.9	8.9	9.3
Homicide	9.2	8.6	9.1	9.1	9.1	9.1	9.1	9.1	9.1	9.1
Disappearance, Conflict, Terrorism	10.0	10.0	10.0	10.0	10.0	10.0	10.0	10.0	10.0	10.0
Women's Security, Safety	10.0	10.0	10.0	7.5	7.5	7.5	7.5	7.5	7.5	8.8
Movement	8.3	8.3	8.3	8.3	8.3	8.3	8.3	8.3	10.0	5.8
Freedom of Domestic Movement	5.0	5.0	5.0	5.0	10.0	10.0	10.0	10.0	10.0	10.0
Freedom of Foreign Movement	10.0	10.0	10.0	10.0	5.0	5.0	5.0	5.0	10.0	5.0
Women's Freedom of Movement	10.0	10.0	10.0	10.0	10.0	10.0	10.0	10.0	10.0	2.5
Religious Freedom	8.1	7.4	7.3	6.7	7.2	7.1	8.0	9.1	9.2	9.2
Freedom to Establish Religious Org.	-	-	-	-	-	-	-	-	-	-
Harassment and Physical Hostilities	8.2	7.7	8.0	7.1	7.7	7.8	8.5	9.5	9.1	9.1
Legal and Regulatory Restrictions	8.0	7.0	6.6	6.4	6.8	6.5	7.6	8.6	9.4	9.4
Assoc., Assembly, and Civil Society	-	-	-	-	-	-	-	-	-	-
Freedom of Association	-	-	-	-	-	-	-	-	-	-
Assembly and Demonstration	-	-	-	-	-	-	-	-	-	-
Est. & Operate Political Parties	-	-	-	-	-	-	-	-	-	-
Est. & Operate Professional Organizations	-	-	-	-	-	-	-	-	-	-
Est. & Operate Edu., Sporting, and Cultural	-	-	-	-	-	-	-	-	-	-
Expression and Information	7.7	7.0	6.8	6.8	6.9	7.0	7.1	7.4	7.7	7.7
Press Killed	10.0	10.0	10.0	10.0	10.0	10.0	10.0	10.0	10.0	10.0
Press Jailed	10.0	10.0	10.0	10.0	10.0	10.0	10.0	10.0	10.0	10.0
Laws and Reg. That Influence Media	5.3	4.7	4.0	4.0	4.0	4.0	4.0	4.7	4.7	4.7
Political Pressure, Control Media	5.5	3.3	3.3	3.3	3.5	4.0	4.5	5.0	6.0	6.0
Access to Cable and Satellite	-	-	-	-	-	-	-	-	-	-
Freedom of Access to Frgn. Info.	-	-	-	-	-	-	-	-	-	-
State Control over Internet Access	-	-	-	-	-	-	-	-	-	-
Identity and Relationships	10.0	10.0	10.0	10.0	10.0	10.0	10.0	10.0	10.0	10.0
Legal Gender	-	-	-	-	-	-	-	-	-	-
Same-Sex Relationships	10.0	10.0	10.0	10.0	10.0	10.0	10.0	10.0	10.0	10.0
Divorce	10.0	10.0	10.0	10.0	10.0	10.0	10.0	10.0	10.0	10.0

FINLAND

WESTERN EUROPE

Ranking

8

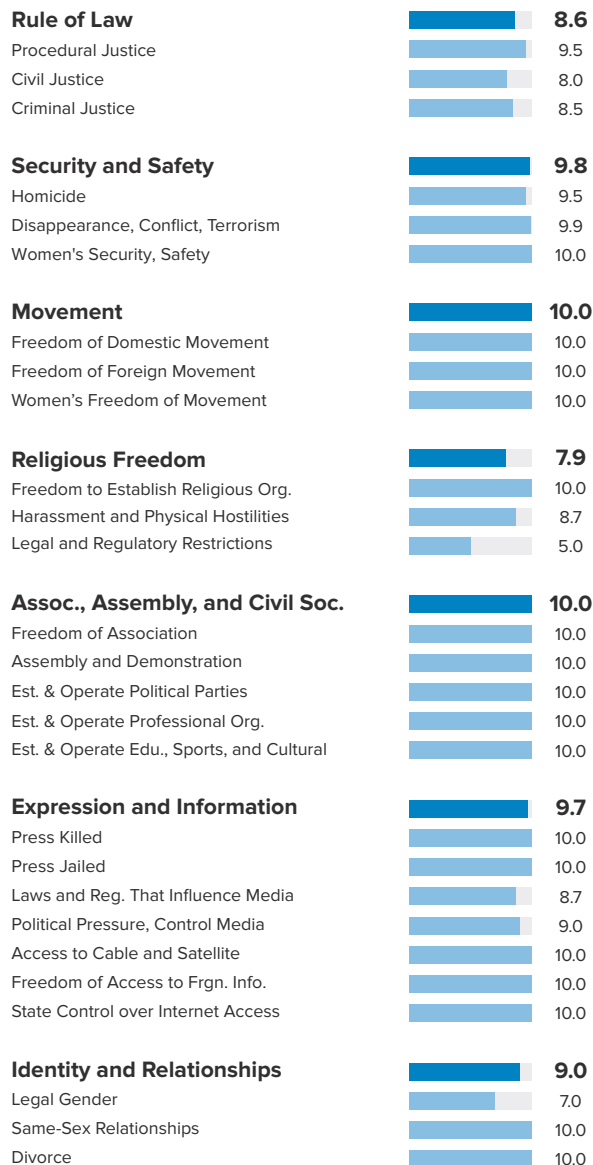
Score

8.53

Personal Freedom

4/162 Ranking

Score 9.27



Economic Freedom

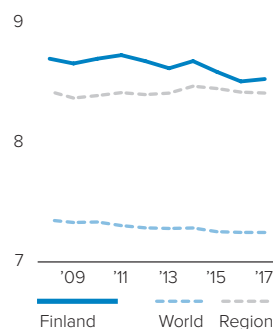
21/162 Ranking

Score 7.80

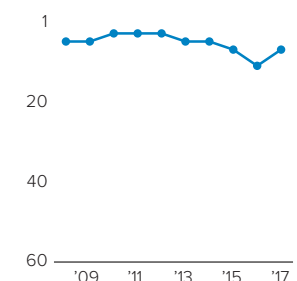


Human Freedom

Score over Time



Ranking over Time



FINLAND

WESTERN EUROPE

	2008	2009	2010	2011	2012	2013	2014	2015	2016	2017
Human Freedom Ranking	8.70 6	8.66 6	8.70 4	8.73 4	8.68 4	8.62 6	8.68 6	8.59 8	8.51 12	8.53 8
Economic Freedom	7.90	7.81	7.90	7.98	7.92	7.78	7.87	7.79	7.75	7.80
Personal Freedom	9.50	9.51	9.50	9.48	9.44	9.46	9.49	9.38	9.27	9.27
Rule of Law	8.7	8.7	8.7	8.7	8.6	8.6	8.6	8.7	8.6	8.6
Procedural Justice	9.7	9.7	9.7	9.7	9.7	9.7	9.6	9.5	9.5	9.5
Civil Justice	7.9	7.9	7.9	7.9	7.5	7.5	7.8	8.0	8.0	8.0
Criminal Justice	8.7	8.7	8.7	8.7	8.5	8.5	8.5	8.5	8.5	8.5
Security and Safety	9.7	9.7	9.7	9.7	9.8	9.8	9.8	9.8	9.8	9.8
Homicide	9.0	9.1	9.1	9.2	9.3	9.3	9.4	9.4	9.5	9.5
Disappearance, Conflict, Terrorism	10.0	10.0	10.0	10.0	10.0	10.0	10.0	10.0	10.0	9.9
Women's Security, Safety	10.0	10.0	10.0	10.0	10.0	10.0	10.0	10.0	10.0	10.0
Movement	10.0	10.0	10.0	10.0	10.0	10.0	10.0	10.0	10.0	10.0
Freedom of Domestic Movement	10.0	10.0	10.0	10.0	10.0	10.0	10.0	10.0	10.0	10.0
Freedom of Foreign Movement	10.0	10.0	10.0	10.0	10.0	10.0	10.0	10.0	10.0	10.0
Women's Freedom of Movement	10.0	10.0	10.0	10.0	10.0	10.0	10.0	10.0	10.0	10.0
Religious Freedom	9.3	9.4	9.2	9.0	8.8	9.0	9.2	9.0	7.9	7.9
Freedom to Establish Religious Org.	10.0	10.0	10.0	8.8	8.8	8.8	10.0	10.0	10.0	10.0
Harassment and Physical Hostilities	9.0	9.1	8.9	9.3	9.1	8.9	8.8	9.2	8.7	8.7
Legal and Regulatory Restrictions	8.9	8.9	8.8	8.8	8.7	9.4	8.7	7.6	5.0	5.0
Assoc., Assembly, and Civil Society	10.0	10.0	10.0	10.0	10.0	10.0	10.0	10.0	10.0	10.0
Freedom of Association	10.0	10.0	10.0	10.0	10.0	10.0	10.0	10.0	10.0	10.0
Assembly and Demonstration	10.0	10.0	10.0	10.0	10.0	10.0	10.0	10.0	10.0	10.0
Est. & Operate Political Parties	10.0	10.0	10.0	10.0	10.0	10.0	10.0	10.0	10.0	10.0
Est. & Operate Professional Organizations	10.0	10.0	10.0	10.0	10.0	10.0	10.0	10.0	10.0	10.0
Est. & Operate Edu., Sporting, and Cultural	10.0	10.0	10.0	10.0	10.0	10.0	10.0	10.0	10.0	10.0
Expression and Information	9.8	9.8	9.8	9.8	9.7	9.7	9.7	9.7	9.7	9.7
Press Killed	10.0	10.0	10.0	10.0	10.0	10.0	10.0	10.0	10.0	10.0
Press Jailed	10.0	10.0	10.0	10.0	10.0	10.0	10.0	10.0	10.0	10.0
Laws and Reg. That Influence Media	9.0	9.0	9.0	9.0	8.7	8.7	8.7	8.7	8.7	8.7
Political Pressure, Control Media	9.3	9.3	9.3	9.3	9.3	9.3	9.3	9.3	9.0	9.0
Access to Cable and Satellite	10.0	10.0	10.0	10.0	10.0	10.0	10.0	10.0	10.0	10.0
Freedom of Access to Frgn. Info.	10.0	10.0	10.0	10.0	10.0	10.0	10.0	10.0	10.0	10.0
State Control over Internet Access	10.0	10.0	10.0	10.0	10.0	10.0	10.0	10.0	10.0	10.0
Identity and Relationships	10.0	10.0	10.0	10.0	10.0	10.0	10.0	9.0	9.0	9.0
Legal Gender	-	-	-	-	-	-	-	7.0	7.0	7.0
Same-Sex Relationships	10.0	10.0	10.0	10.0	10.0	10.0	10.0	10.0	10.0	10.0
Divorce	10.0	10.0	10.0	10.0	10.0	10.0	10.0	10.0	10.0	10.0

FRANCE

WESTERN EUROPE

Ranking

33

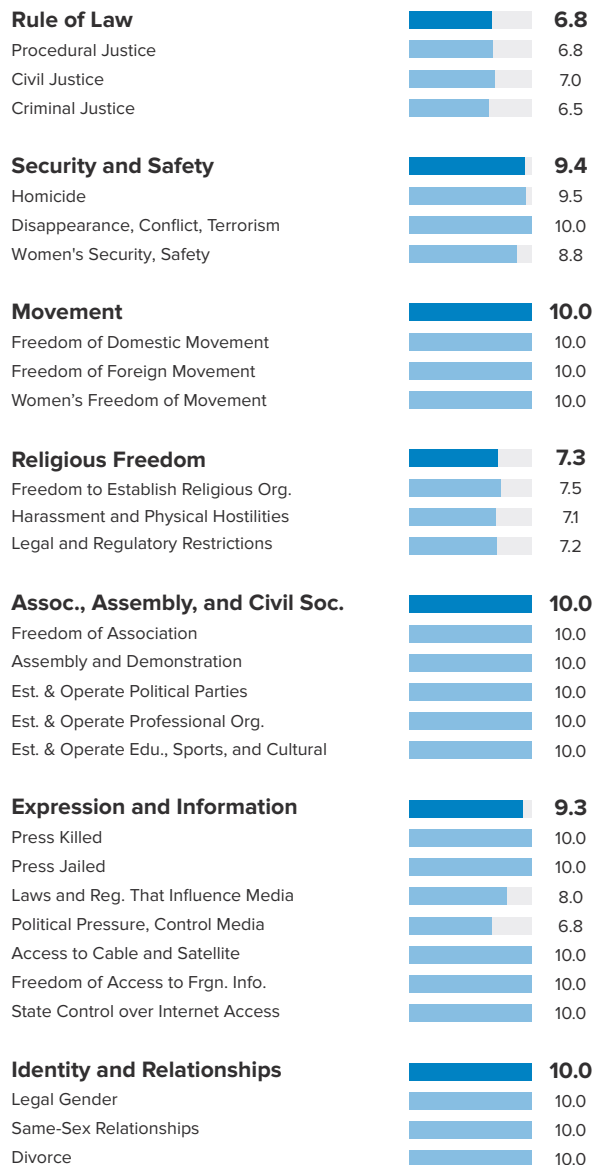
Score

8.02

Personal Freedom

29/162 Ranking

Score 8.69



Economic Freedom

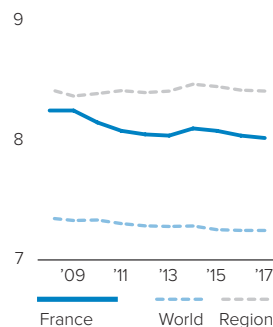
50/162 Ranking

Score 7.35

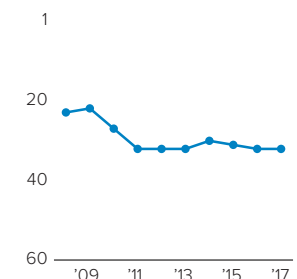


Human Freedom

Score over Time



Ranking over Time



FRANCE

WESTERN EUROPE

	2008	2009	2010	2011	2012	2013	2014	2015	2016	2017
Human Freedom Ranking	8.25	8.25	8.15	8.08	8.05	8.04	8.10	8.08	8.04	8.02
	24	23	28	33	33	33	31	32	33	33
Economic Freedom	7.53	7.50	7.53	7.41	7.35	7.31	7.44	7.42	7.32	7.35
Personal Freedom	8.96	8.99	8.78	8.76	8.74	8.77	8.77	8.74	8.77	8.69
Rule of Law	7.0	7.0	7.0	7.0	6.9	6.9	7.1	6.9	6.8	6.8
Procedural Justice	7.4	7.4	7.4	7.4	7.3	7.3	7.6	7.2	6.8	6.8
Civil Justice	6.8	6.8	6.8	6.8	6.9	6.9	7.0	7.1	7.0	7.0
Criminal Justice	6.9	6.9	6.9	6.9	6.5	6.5	6.6	6.5	6.5	6.5
Security and Safety	9.5	9.7	9.6	9.6	9.6	9.7	9.7	9.7	9.7	9.4
Homicide	9.3	9.5	9.5	9.5	9.5	9.5	9.5	9.4	9.5	9.5
Disappearance, Conflict, Terrorism	9.5	10.0	9.5	9.5	9.5	9.5	9.5	9.7	9.6	10.0
Women's Security, Safety	9.8	9.8	9.8	9.8	9.8	10.0	10.0	10.0	10.0	8.8
Movement	10.0	10.0	8.3	8.3	8.3	8.3	8.3	10.0	10.0	10.0
Freedom of Domestic Movement	10.0	10.0	10.0	10.0	5.0	5.0	10.0	10.0	10.0	10.0
Freedom of Foreign Movement	10.0	10.0	5.0	5.0	10.0	10.0	5.0	10.0	10.0	10.0
Women's Freedom of Movement	10.0	10.0	10.0	10.0	10.0	10.0	10.0	10.0	10.0	10.0
Religious Freedom	9.2	9.1	9.0	8.5	8.5	8.5	8.1	7.3	7.3	7.3
Freedom to Establish Religious Org.	10.0	10.0	10.0	8.8	8.8	8.8	7.5	7.5	7.5	7.5
Harassment and Physical Hostilities	9.7	9.6	9.3	9.3	9.0	9.2	9.4	7.7	7.1	7.1
Legal and Regulatory Restrictions	8.1	7.6	7.6	7.4	7.7	7.5	7.4	6.7	7.2	7.2
Assoc., Assembly, and Civil Society	9.7	9.7	9.7	10.0	10.0	10.0	10.0	10.0	10.0	10.0
Freedom of Association	10.0	10.0	10.0	10.0	10.0	10.0	10.0	10.0	10.0	10.0
Assembly and Demonstration	10.0	10.0	10.0	10.0	10.0	10.0	10.0	10.0	10.0	10.0
Est. & Operate Political Parties	10.0	10.0	10.0	10.0	10.0	10.0	10.0	10.0	10.0	10.0
Est. & Operate Professional Organizations	10.0	10.0	10.0	10.0	10.0	10.0	10.0	10.0	10.0	10.0
Est. & Operate Edu., Sporting, and Cultural	8.3	8.3	8.3	10.0	10.0	10.0	10.0	10.0	10.0	10.0
Expression and Information	9.4	9.4	9.4	9.3	9.4	9.4	9.4	8.5	9.3	9.3
Press Killed	10.0	10.0	10.0	10.0	10.0	10.0	10.0	5.5	10.0	10.0
Press Jailed	10.0	10.0	10.0	10.0	10.0	10.0	10.0	10.0	10.0	10.0
Laws and Reg. That Influence Media	8.0	8.0	8.0	8.0	8.3	8.3	8.3	8.0	8.0	8.0
Political Pressure, Control Media	7.8	7.5	7.5	7.3	7.5	7.5	7.3	6.3	6.8	6.8
Access to Cable and Satellite	10.0	10.0	10.0	10.0	10.0	10.0	10.0	10.0	10.0	10.0
Freedom of Access to Frgn. Info.	10.0	10.0	10.0	10.0	10.0	10.0	10.0	10.0	10.0	10.0
State Control over Internet Access	10.0	10.0	10.0	10.0	10.0	10.0	10.0	10.0	10.0	10.0
Identity and Relationships	10.0	10.0	10.0	10.0	10.0	10.0	10.0	10.0	10.0	10.0
Legal Gender	-	-	-	-	-	-	-	10.0	10.0	10.0
Same-Sex Relationships	10.0	10.0	10.0	10.0	10.0	10.0	10.0	10.0	10.0	10.0
Divorce	10.0	10.0	10.0	10.0	10.0	10.0	10.0	10.0	10.0	10.0

GABON

SUB-SAHARAN AFRICA

Ranking

132

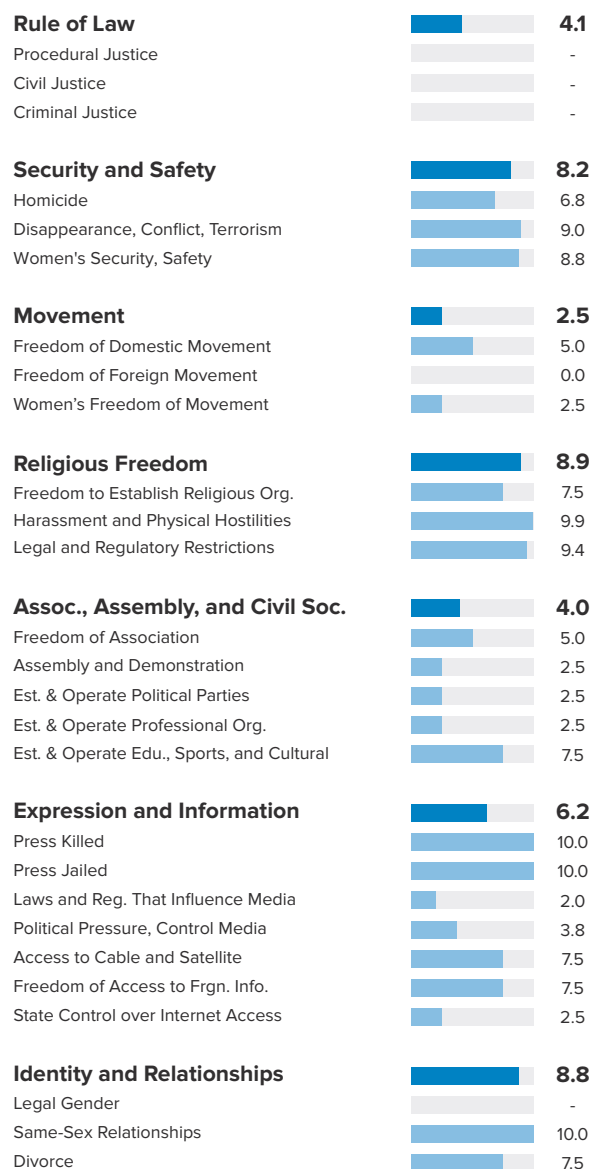
Score

5.99

Personal Freedom

120/162 Ranking

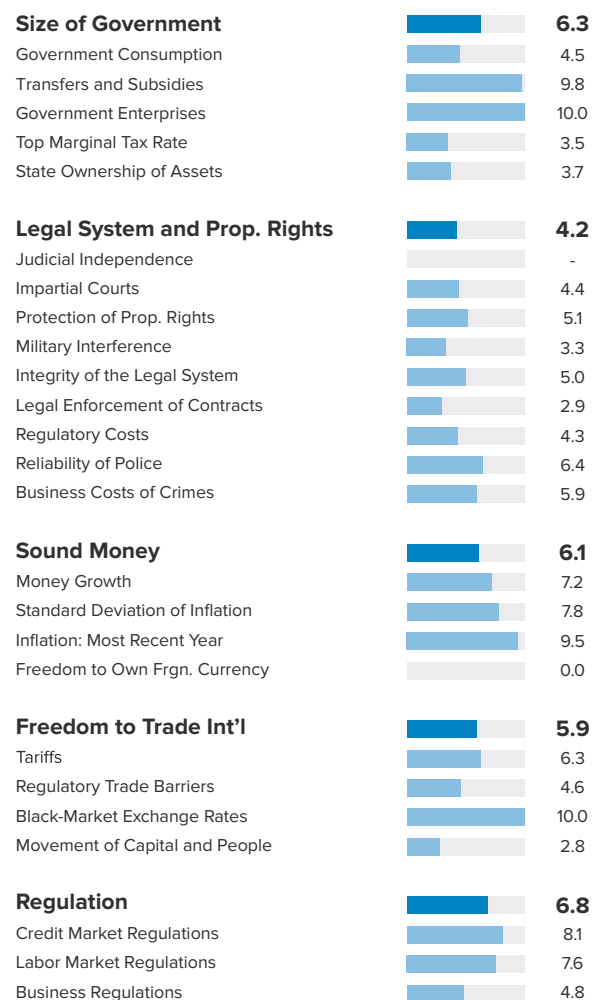
Score 6.10



Economic Freedom

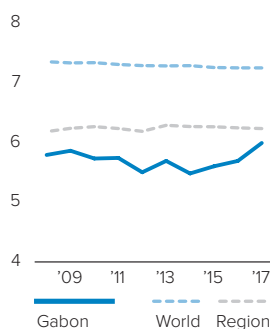
138/162 Ranking

Score 5.88

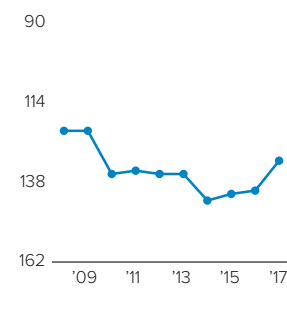


Human Freedom

Score over Time



Ranking over Time



GABON

SUB-SAHARAN AFRICA

	2008	2009	2010	2011	2012	2013	2014	2015	2016	2017
Human Freedom Ranking	5.79 123	5.86 123	5.73 136	5.74 135	5.50 136	5.69 136	5.48 144	5.60 142	5.69 141	5.99 132
Economic Freedom	5.81	5.78	5.55	5.45	5.39	5.40	5.53	5.69	5.78	5.88
Personal Freedom	5.76	5.93	5.92	6.03	5.61	5.97	5.43	5.51	5.59	6.10
Rule of Law	4.7	4.8	4.8	4.9	4.5	4.4	4.4	4.3	4.2	4.1
Procedural Justice	-	-	-	-	-	-	-	-	-	-
Civil Justice	-	-	-	-	-	-	-	-	-	-
Criminal Justice	-	-	-	-	-	-	-	-	-	-
Security and Safety	7.0	7.0	6.8	6.8	6.8	8.3	8.2	8.2	7.8	8.2
Homicide	6.5	6.5	6.5	6.5	6.5	6.8	6.8	6.8	6.8	6.8
Disappearance, Conflict, Terrorism	9.5	9.5	9.0	9.0	9.0	9.5	9.0	9.0	8.0	9.0
Women's Security, Safety	5.0	5.0	5.0	5.0	5.0	8.8	8.8	8.8	8.8	8.8
Movement	1.7	3.3	3.3	3.3	0.0	0.0	0.0	0.0	1.7	2.5
Freedom of Domestic Movement	0.0	5.0	5.0	10.0	0.0	0.0	0.0	0.0	5.0	5.0
Freedom of Foreign Movement	0.0	0.0	0.0	0.0	0.0	0.0	0.0	0.0	0.0	0.0
Women's Freedom of Movement	5.0	5.0	5.0	0.0	0.0	0.0	0.0	0.0	0.0	2.5
Religious Freedom	8.2	8.0	8.1	8.0	8.0	8.1	7.7	8.6	8.9	8.9
Freedom to Establish Religious Org.	8.3	8.3	8.3	8.8	8.8	8.8	7.5	7.5	7.5	7.5
Harassment and Physical Hostilities	8.6	8.3	8.0	8.0	7.5	7.9	8.0	9.4	9.9	9.9
Legal and Regulatory Restrictions	7.6	7.5	8.1	7.2	7.7	7.7	7.7	8.7	9.4	9.4
Assoc., Assembly, and Civil Society	6.1	6.1	6.1	7.5	7.5	7.5	4.0	4.0	4.0	4.0
Freedom of Association	5.0	5.0	5.0	7.5	7.5	7.5	5.0	5.0	5.0	5.0
Assembly and Demonstration	5.0	5.0	5.0	7.5	7.5	7.5	2.5	2.5	2.5	2.5
Est. & Operate Political Parties	5.4	5.4	5.4	7.5	7.5	7.5	2.5	2.5	2.5	2.5
Est. & Operate Professional Organizations	8.3	8.3	8.3	6.3	6.3	6.3	2.5	2.5	2.5	2.5
Est. & Operate Edu., Sporting, and Cultural	6.7	6.7	6.7	8.8	8.8	8.8	7.5	7.5	7.5	7.5
Expression and Information	7.6	7.5	7.6	7.3	7.3	7.3	6.2	6.3	6.2	6.2
Press Killed	10.0	10.0	10.0	10.0	10.0	10.0	10.0	10.0	10.0	10.0
Press Jailed	10.0	10.0	10.0	10.0	10.0	10.0	10.0	10.0	10.0	10.0
Laws and Reg. That Influence Media	2.0	2.0	2.0	2.0	2.0	2.0	2.0	2.0	2.0	2.0
Political Pressure, Control Media	4.3	3.8	4.3	4.0	3.8	4.0	4.0	4.5	3.8	3.8
Access to Cable and Satellite	10.0	10.0	10.0	10.0	10.0	10.0	7.5	7.5	7.5	7.5
Freedom of Access to Frgn. Info.	6.7	6.7	6.7	7.5	7.5	7.5	7.5	7.5	7.5	7.5
State Control over Internet Access	10.0	10.0	10.0	7.5	7.5	7.5	2.5	2.5	2.5	2.5
Identity and Relationships	5.0	5.0	5.0	5.0	5.0	5.0	5.0	5.0	5.0	8.8
Legal Gender	-	-	-	-	-	-	-	-	-	-
Same-Sex Relationships	10.0	10.0	10.0	10.0	10.0	10.0	10.0	10.0	10.0	10.0
Divorce	0.0	0.0	0.0	0.0	0.0	0.0	0.0	0.0	0.0	7.5

GAMBIA, THE

SUB-SAHARAN AFRICA

Ranking

135

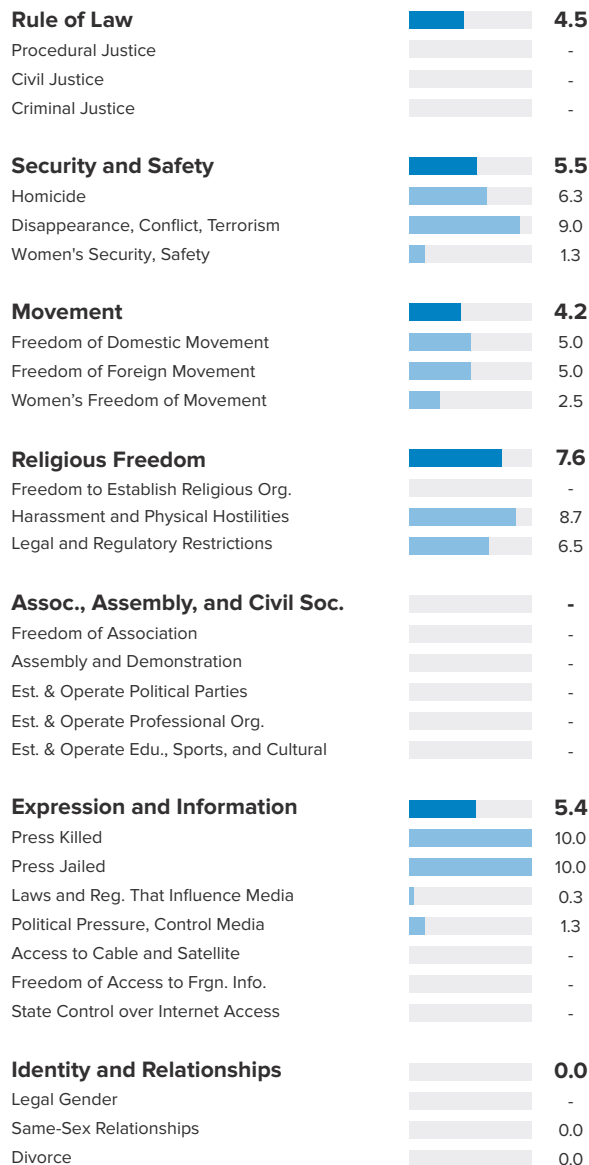
Score

5.94

Personal Freedom

155/162 Ranking

Score 4.64



Economic Freedom

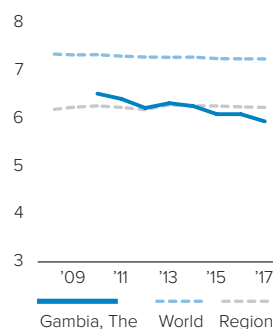
60/162 Ranking

Score 7.23

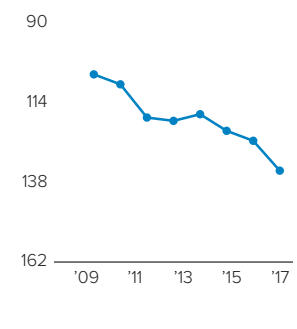


Human Freedom

Score over Time



Ranking over Time



GAMBIA, THE

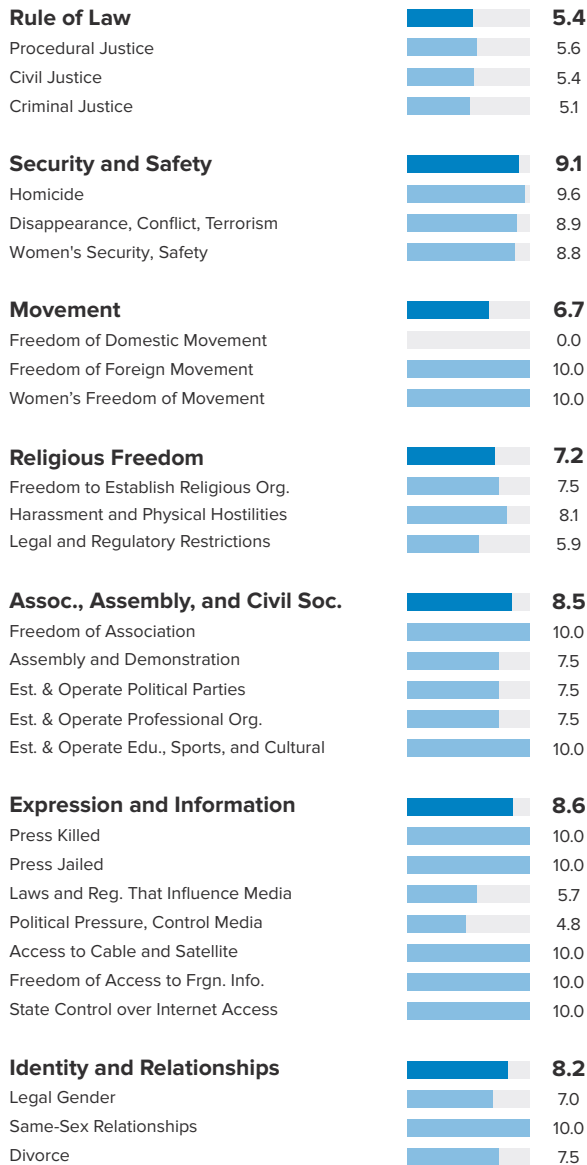
SUB-SAHARAN AFRICA

	2008	2009	2010	2011	2012	2013	2014	2015	2016	2017
Human Freedom	-	-	6.52	6.41	6.22	6.32	6.26	6.09	6.09	5.94
Ranking	-	-	106	109	119	120	118	123	126	135
Economic Freedom	-	-	7.18	7.04	6.87	7.25	7.24	7.15	7.28	7.23
Personal Freedom	-	-	5.86	5.77	5.57	5.39	5.27	5.03	4.89	4.64
Rule of Law	-	-	4.7	4.7	4.3	4.2	4.1	4.1	3.9	4.5
Procedural Justice	-	-	-	-	-	-	-	-	-	-
Civil Justice	-	-	-	-	-	-	-	-	-	-
Criminal Justice	-	-	-	-	-	-	-	-	-	-
Security and Safety	-	-	6.2	5.7	5.2	5.3	4.8	5.2	5.2	5.5
Homicide	-	-	6.1	6.1	6.1	6.3	6.3	6.3	6.3	6.3
Disappearance, Conflict, Terrorism	-	-	8.5	10.0	8.5	8.5	7.0	8.0	8.0	9.0
Women's Security, Safety	-	-	4.0	1.1	1.1	1.2	1.2	1.2	1.2	1.3
Movement	-	-	8.3	8.3	8.3	6.7	6.7	6.7	6.7	4.2
Freedom of Domestic Movement	-	-	5.0	5.0	10.0	10.0	10.0	10.0	10.0	5.0
Freedom of Foreign Movement	-	-	10.0	10.0	5.0	5.0	5.0	5.0	5.0	5.0
Women's Freedom of Movement	-	-	10.0	10.0	10.0	5.0	5.0	5.0	5.0	2.5
Religious Freedom	-	-	8.8	9.0	9.3	9.5	9.6	8.5	7.6	7.6
Freedom to Establish Religious Org.	-	-	-	-	-	-	-	-	-	-
Harassment and Physical Hostilities	-	-	9.2	9.4	9.2	9.3	9.6	9.0	8.7	8.7
Legal and Regulatory Restrictions	-	-	8.4	8.5	9.4	9.6	9.6	8.0	6.5	6.5
Assoc., Assembly, and Civil Society	-	-	-	-	-	-	-	-	-	-
Freedom of Association	-	-	-	-	-	-	-	-	-	-
Assembly and Demonstration	-	-	-	-	-	-	-	-	-	-
Est. & Operate Political Parties	-	-	-	-	-	-	-	-	-	-
Est. & Operate Professional Organizations	-	-	-	-	-	-	-	-	-	-
Est. & Operate Edu., Sporting, and Cultural	-	-	-	-	-	-	-	-	-	-
Expression and Information	-	-	4.2	4.2	4.1	4.1	4.3	2.8	2.9	5.4
Press Killed	-	-	10.0	10.0	10.0	10.0	10.0	10.0	10.0	10.0
Press Jailed	-	-	4.1	4.3	4.5	4.6	4.8	0.0	0.0	10.0
Laws and Reg. That Influence Media	-	-	1.3	1.3	0.7	0.7	1.0	0.3	0.3	0.3
Political Pressure, Control Media	-	-	1.3	1.3	1.3	1.3	1.5	1.0	1.3	1.3
Access to Cable and Satellite	-	-	-	-	-	-	-	-	-	-
Freedom of Access to Frgn. Info.	-	-	-	-	-	-	-	-	-	-
State Control over Internet Access	-	-	-	-	-	-	-	-	-	-
Identity and Relationships	-	-	3.8	3.8	3.8	3.8	3.8	3.8	3.8	0.0
Legal Gender	-	-	-	-	-	-	-	-	-	-
Same-Sex Relationships	-	-	0.0	0.0	0.0	0.0	0.0	0.0	0.0	0.0
Divorce	-	-	7.5	7.5	7.5	7.5	7.5	7.5	7.5	0.0

Personal Freedom

59/162 Ranking

Score 7.53



Economic Freedom

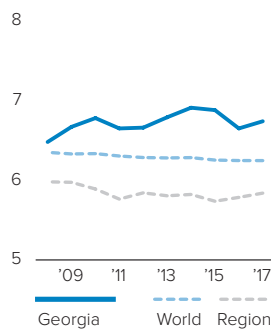
12/162 Ranking

Score 7.94

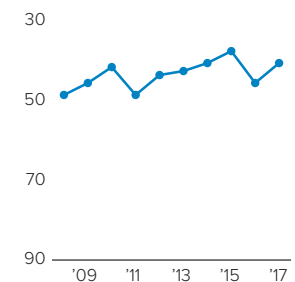


Human Freedom

Score over Time



Ranking over Time



GEORGIA

CAUCASUS & CENTRAL ASIA

	2008	2009	2010	2011	2012	2013	2014	2015	2016	2017
Human Freedom Ranking	7.48 49	7.67 46	7.78 42	7.65 49	7.66 44	7.79 43	7.91 41	7.88 38	7.65 46	7.74 41
Economic Freedom	7.55	7.35	7.59	7.72	7.81	7.87	8.01	7.97	7.88	7.94
Personal Freedom	7.40	7.99	7.98	7.58	7.50	7.71	7.81	7.79	7.43	7.53
Rule of Law	6.0	6.0	6.0	6.0	5.3	5.3	5.7	6.0	5.4	5.4
Procedural Justice	5.3	5.3	5.3	5.3	4.9	4.9	5.4	6.1	5.6	5.6
Civil Justice	6.1	6.1	6.1	6.1	6.0	6.0	6.3	6.1	5.4	5.4
Criminal Justice	6.6	6.6	6.6	6.6	5.1	5.1	5.4	5.6	5.1	5.1
Security and Safety	7.6	8.6	8.5	8.1	8.3	8.5	8.5	8.7	8.7	9.1
Homicide	7.6	8.0	8.2	8.2	8.9	8.9	8.9	9.6	9.6	9.6
Disappearance, Conflict, Terrorism	5.4	7.7	7.3	8.5	8.5	9.0	9.0	9.0	8.9	8.9
Women's Security, Safety	10.0	10.0	10.0	7.5	7.5	7.5	7.5	7.5	7.5	8.8
Movement	10.0	10.0	10.0	6.7	6.7	8.3	8.3	8.3	6.7	6.7
Freedom of Domestic Movement	10.0	10.0	10.0	10.0	5.0	5.0	5.0	5.0	0.0	0.0
Freedom of Foreign Movement	10.0	10.0	10.0	5.0	10.0	10.0	10.0	10.0	10.0	10.0
Women's Freedom of Movement	10.0	10.0	10.0	5.0	5.0	10.0	10.0	10.0	10.0	10.0
Religious Freedom	8.7	8.9	8.6	8.7	9.0	8.9	8.3	7.6	7.2	7.2
Freedom to Establish Religious Org.	-	-	-	8.8	8.8	8.8	7.5	7.5	7.5	7.5
Harassment and Physical Hostilities	9.6	9.9	9.7	10.0	10.0	9.7	9.6	8.4	8.1	8.1
Legal and Regulatory Restrictions	7.7	7.8	7.5	7.4	8.1	8.1	7.9	7.0	5.9	5.9
Assoc., Assembly, and Civil Society	-	-	-	8.3	8.3	8.3	8.5	8.5	8.5	8.5
Freedom of Association	-	-	-	10.0	10.0	10.0	10.0	10.0	10.0	10.0
Assembly and Demonstration	-	-	-	7.5	7.5	7.5	7.5	7.5	7.5	7.5
Est. & Operate Political Parties	-	-	-	6.3	6.3	6.3	7.5	7.5	7.5	7.5
Est. & Operate Professional Organizations	-	-	-	7.5	7.5	7.5	7.5	7.5	7.5	7.5
Est. & Operate Edu., Sporting, and Cultural	-	-	-	10.0	10.0	10.0	10.0	10.0	10.0	10.0
Expression and Information	4.5	7.1	7.5	8.3	8.4	8.4	8.7	8.7	8.6	8.6
Press Killed	0.0	10.0	10.0	10.0	10.0	10.0	10.0	10.0	10.0	10.0
Press Jailed	10.0	10.0	10.0	10.0	10.0	10.0	10.0	10.0	10.0	10.0
Laws and Reg. That Influence Media	5.3	5.0	5.3	5.7	6.0	6.0	6.0	5.7	5.7	5.7
Political Pressure, Control Media	2.8	3.5	4.5	4.8	5.0	5.3	5.0	5.0	4.8	4.8
Access to Cable and Satellite	-	-	-	10.0	10.0	10.0	10.0	10.0	10.0	10.0
Freedom of Access to Frgn. Info.	-	-	-	7.5	7.5	7.5	10.0	10.0	10.0	10.0
State Control over Internet Access	-	-	-	10.0	10.0	10.0	10.0	10.0	10.0	10.0
Identity and Relationships	8.8	8.8	8.8	8.8	8.8	8.8	8.8	8.2	8.2	8.2
Legal Gender	-	-	-	-	-	-	-	7.0	7.0	7.0
Same-Sex Relationships	10.0	10.0	10.0	10.0	10.0	10.0	10.0	10.0	10.0	10.0
Divorce	7.5	7.5	7.5	7.5	7.5	7.5	7.5	7.5	7.5	7.5

GERMANY

WESTERN EUROPE

Ranking

8

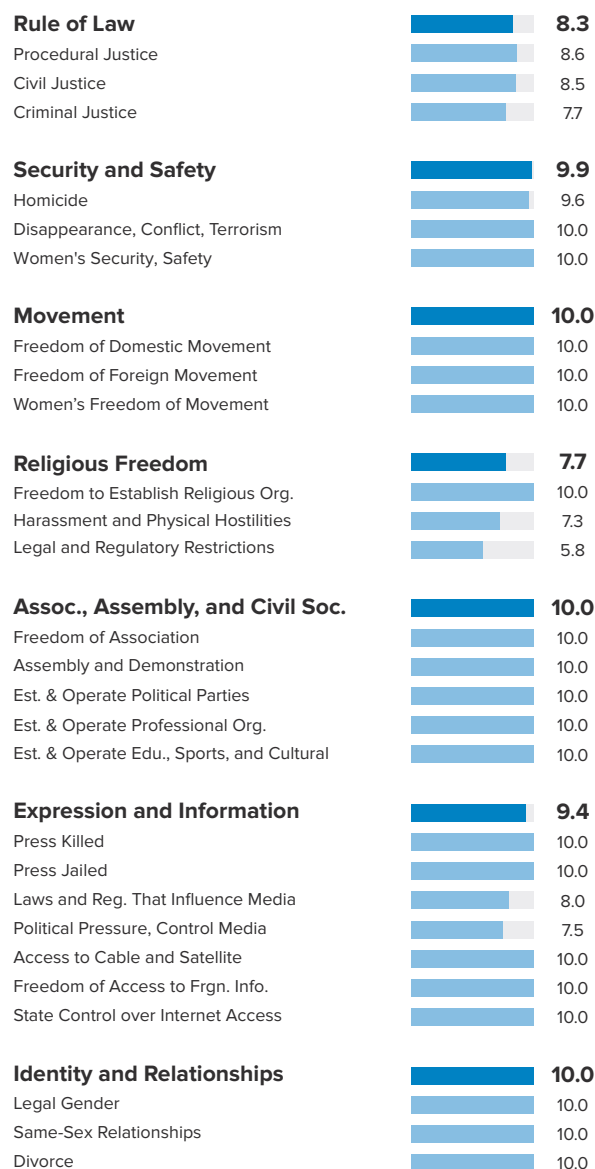
Score

8.53

Personal Freedom

7/162 Ranking

Score 9.25



Economic Freedom

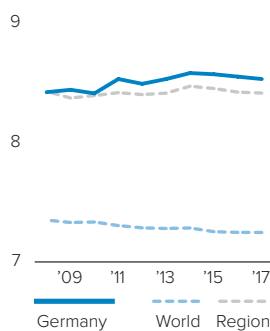
20/162 Ranking

Score 7.82

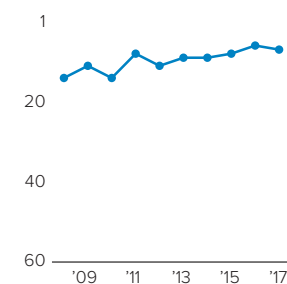


Human Freedom

Score over Time



Ranking over Time



GERMANY

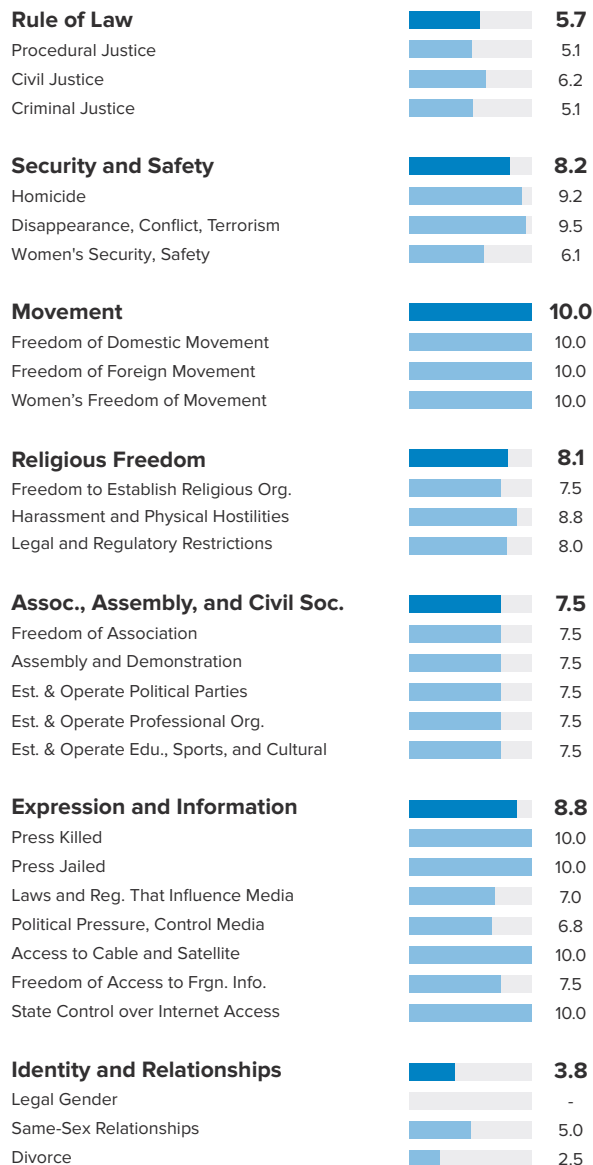
WESTERN EUROPE

	2008	2009	2010	2011	2012	2013	2014	2015	2016	2017
Human Freedom Ranking	8.42	8.44	8.41	8.53	8.49	8.53	8.58	8.57	8.55	8.53
Economic Freedom	7.71	7.75	7.73	7.82	7.78	7.84	7.85	7.85	7.87	7.82
Personal Freedom	9.14	9.14	9.10	9.24	9.20	9.22	9.30	9.29	9.23	9.25
Rule of Law	7.9	7.9	7.9	7.9	7.8	7.8	8.2	8.3	8.3	8.3
Procedural Justice	8.1	8.1	8.1	8.1	8.2	8.2	8.6	8.6	8.6	8.6
Civil Justice	8.0	8.0	8.0	8.0	8.2	8.2	8.2	8.6	8.5	8.5
Criminal Justice	7.6	7.6	7.6	7.6	7.1	7.1	7.6	7.7	7.7	7.7
Security and Safety	9.8	9.8	9.8	9.8	9.8	9.9	9.9	9.9	9.8	9.9
Homicide	9.6	9.6	9.6	9.6	9.7	9.7	9.6	9.7	9.5	9.6
Disappearance, Conflict, Terrorism	10.0	10.0	10.0	10.0	10.0	10.0	10.0	10.0	9.9	10.0
Women's Security, Safety	9.8	9.8	9.8	9.8	9.8	10.0	10.0	10.0	10.0	10.0
Movement	10.0	10.0	10.0	10.0	10.0	10.0	10.0	10.0	10.0	10.0
Freedom of Domestic Movement	10.0	10.0	10.0	10.0	10.0	10.0	10.0	10.0	10.0	10.0
Freedom of Foreign Movement	10.0	10.0	10.0	10.0	10.0	10.0	10.0	10.0	10.0	10.0
Women's Freedom of Movement	10.0	10.0	10.0	10.0	10.0	10.0	10.0	10.0	10.0	10.0
Religious Freedom	8.1	8.2	7.8	8.7	8.4	8.4	8.5	8.1	7.7	7.7
Freedom to Establish Religious Org.	8.8	8.8	8.8	10.0	10.0	10.0	10.0	10.0	10.0	10.0
Harassment and Physical Hostilities	8.7	8.9	8.5	8.8	8.2	8.4	8.1	7.6	7.3	7.3
Legal and Regulatory Restrictions	6.8	6.8	6.1	7.3	7.1	6.9	7.4	6.7	5.8	5.8
Assoc., Assembly, and Civil Society	10.0	10.0	10.0	10.0	10.0	10.0	10.0	10.0	10.0	10.0
Freedom of Association	10.0	10.0	10.0	10.0	10.0	10.0	10.0	10.0	10.0	10.0
Assembly and Demonstration	10.0	10.0	10.0	10.0	10.0	10.0	10.0	10.0	10.0	10.0
Est. & Operate Political Parties	10.0	10.0	10.0	10.0	10.0	10.0	10.0	10.0	10.0	10.0
Est. & Operate Professional Organizations	10.0	10.0	10.0	10.0	10.0	10.0	10.0	10.0	10.0	10.0
Est. & Operate Edu., Sporting, and Cultural	10.0	10.0	10.0	10.0	10.0	10.0	10.0	10.0	10.0	10.0
Expression and Information	9.0	9.0	9.0	9.5	9.5	9.5	9.4	9.4	9.4	9.4
Press Killed	10.0	10.0	10.0	10.0	10.0	10.0	10.0	10.0	10.0	10.0
Press Jailed	10.0	10.0	10.0	10.0	10.0	10.0	10.0	10.0	10.0	10.0
Laws and Reg. That Influence Media	8.0	8.0	8.0	8.0	8.0	8.0	8.0	8.0	8.0	8.0
Political Pressure, Control Media	8.5	8.3	8.3	8.3	8.3	8.3	8.0	7.5	7.5	7.5
Access to Cable and Satellite	10.0	10.0	10.0	10.0	10.0	10.0	10.0	10.0	10.0	10.0
Freedom of Access to Frgn. Info.	10.0	10.0	10.0	10.0	10.0	10.0	10.0	10.0	10.0	10.0
State Control over Internet Access	6.7	6.7	6.7	10.0	10.0	10.0	10.0	10.0	10.0	10.0
Identity and Relationships	10.0	10.0	10.0	10.0	10.0	10.0	10.0	10.0	10.0	10.0
Legal Gender	-	-	-	-	-	-	-	10.0	10.0	10.0
Same-Sex Relationships	10.0	10.0	10.0	10.0	10.0	10.0	10.0	10.0	10.0	10.0
Divorce	10.0	10.0	10.0	10.0	10.0	10.0	10.0	10.0	10.0	10.0

Personal Freedom

65/162 Ranking

Score 7.30



Economic Freedom

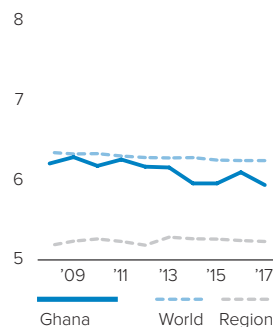
103/162 Ranking

Score 6.58

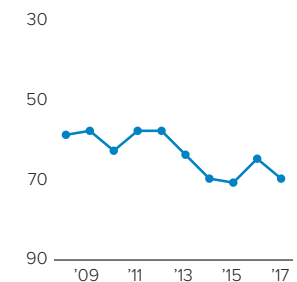


Human Freedom

Score over Time



Ranking over Time



GHANA

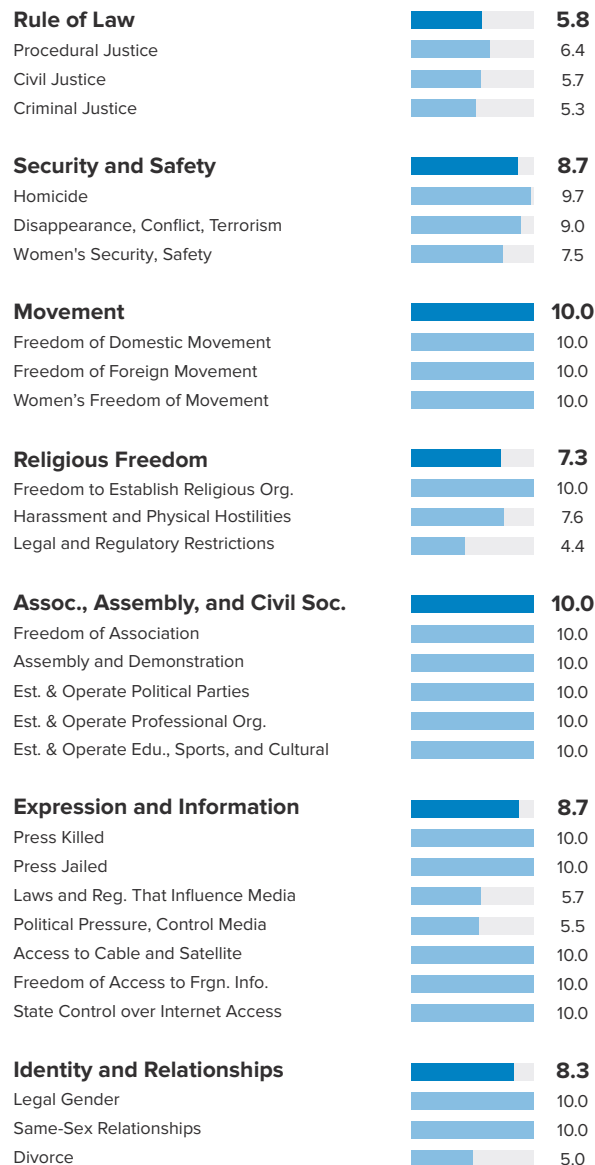
SUB-SAHARAN AFRICA

	2008	2009	2010	2011	2012	2013	2014	2015	2016	2017
Human Freedom Ranking	7.21 59	7.29 58	7.18 63	7.26 58	7.17 58	7.16 64	6.96 70	6.96 71	7.10 65	6.94 70
Economic Freedom	6.79	6.92	6.76	6.82	6.68	6.64	6.25	6.39	6.53	6.58
Personal Freedom	7.64	7.66	7.61	7.70	7.66	7.68	7.66	7.54	7.67	7.30
Rule of Law	5.4	5.4	5.4	5.4	5.4	5.4	5.8	5.3	5.8	5.7
Procedural Justice	5.8	5.8	5.8	5.8	5.9	5.9	6.4	5.1	5.1	5.1
Civil Justice	6.1	6.1	6.1	6.1	5.9	5.9	6.1	6.1	6.2	6.2
Criminal Justice	4.5	4.5	4.5	4.5	4.4	4.4	5.0	4.7	5.1	5.1
Security and Safety	8.4	8.4	8.4	8.7	8.6	8.7	8.7	8.7	8.7	8.2
Homicide	9.3	9.3	9.3	9.3	9.1	9.2	9.2	9.2	9.2	9.2
Disappearance, Conflict, Terrorism	9.5	9.5	9.5	9.5	9.5	9.5	9.5	9.5	9.5	9.5
Women's Security, Safety	6.5	6.5	6.5	7.3	7.3	7.3	7.3	7.3	7.3	6.1
Movement	10.0	10.0	10.0	10.0	10.0	10.0	10.0	10.0	10.0	10.0
Freedom of Domestic Movement	10.0	10.0	10.0	10.0	10.0	10.0	10.0	10.0	10.0	10.0
Freedom of Foreign Movement	10.0	10.0	10.0	10.0	10.0	10.0	10.0	10.0	10.0	10.0
Women's Freedom of Movement	10.0	10.0	10.0	10.0	10.0	10.0	10.0	10.0	10.0	10.0
Religious Freedom	7.4	7.6	7.1	7.7	7.6	7.7	7.7	8.0	8.1	8.1
Freedom to Establish Religious Org.	7.1	7.1	7.1	8.8	8.8	8.8	7.5	7.5	7.5	7.5
Harassment and Physical Hostilities	8.6	8.7	7.6	7.9	7.5	7.9	8.6	9.0	8.8	8.8
Legal and Regulatory Restrictions	6.6	7.0	6.7	6.4	6.4	6.5	7.0	7.5	8.0	8.0
Assoc., Assembly, and Civil Society	8.8	8.8	8.8	8.5	8.5	8.5	7.5	7.5	7.5	7.5
Freedom of Association	10.0	10.0	10.0	10.0	10.0	10.0	7.5	7.5	7.5	7.5
Assembly and Demonstration	10.0	10.0	10.0	7.5	7.5	7.5	7.5	7.5	7.5	7.5
Est. & Operate Political Parties	7.1	7.1	7.1	7.5	7.5	7.5	7.5	7.5	7.5	7.5
Est. & Operate Professional Organizations	7.1	7.1	7.1	8.8	8.8	8.8	7.5	7.5	7.5	7.5
Est. & Operate Edu., Sporting, and Cultural	10.0	10.0	10.0	8.8	8.8	8.8	7.5	7.5	7.5	7.5
Expression and Information	9.3	9.3	9.3	9.3	9.3	9.3	8.9	8.7	8.8	8.8
Press Killed	10.0	10.0	10.0	10.0	10.0	10.0	10.0	8.8	10.0	10.0
Press Jailed	10.0	10.0	10.0	10.0	10.0	10.0	10.0	10.0	10.0	10.0
Laws and Reg. That Influence Media	7.3	7.3	7.3	7.3	7.3	7.3	7.3	7.3	7.0	7.0
Political Pressure, Control Media	7.8	7.8	7.8	7.5	7.5	7.5	7.5	7.0	6.8	6.8
Access to Cable and Satellite	10.0	10.0	10.0	10.0	10.0	10.0	10.0	10.0	10.0	10.0
Freedom of Access to Frgn. Info.	10.0	10.0	10.0	10.0	10.0	10.0	7.5	7.5	7.5	7.5
State Control over Internet Access	10.0	10.0	10.0	10.0	10.0	10.0	10.0	10.0	10.0	10.0
Identity and Relationships	6.3	6.3	6.3	6.3	6.3	6.3	6.3	6.3	6.3	3.8
Legal Gender	-	-	-	-	-	-	-	-	-	-
Same-Sex Relationships	5.0	5.0	5.0	5.0	5.0	5.0	5.0	5.0	5.0	5.0
Divorce	7.5	7.5	7.5	7.5	7.5	7.5	7.5	7.5	7.5	2.5

Personal Freedom

40/162 Ranking

Score 8.07



Economic Freedom

102/162 Ranking

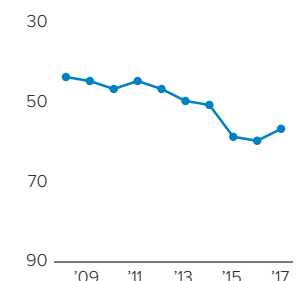
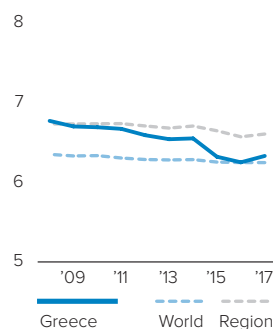
Score 6.59



Human Freedom

Score over Time

Ranking over Time



GREECE

EASTERN EUROPE

	2008	2009	2010	2011	2012	2013	2014	2015	2016	2017
Human Freedom Ranking	7.77 44	7.70 45	7.69 47	7.67 45	7.59 47	7.54 50	7.55 51	7.32 59	7.25 60	7.33 57
Economic Freedom	7.01	6.88	6.92	6.86	6.83	6.98	6.95	6.58	6.57	6.59
Personal Freedom	8.52	8.52	8.46	8.48	8.34	8.11	8.16	8.06	7.94	8.07
Rule of Law	6.1	6.1	6.1	6.1	5.8	5.8	5.8	6.0	5.8	5.8
Procedural Justice	7.2	7.2	7.2	7.2	6.7	6.7	6.6	7.1	6.4	6.4
Civil Justice	6.1	6.1	6.1	6.1	6.1	6.1	5.9	5.7	5.7	5.7
Criminal Justice	5.0	5.0	5.0	5.0	4.6	4.6	4.9	5.1	5.3	5.3
Security and Safety	9.7	9.6	9.6	9.6	9.6	8.6	8.7	8.7	8.6	8.7
Homicide	9.5	9.5	9.4	9.4	9.4	9.5	9.6	9.7	9.7	9.7
Disappearance, Conflict, Terrorism	9.5	9.5	9.5	9.5	9.5	9.0	9.0	9.0	8.6	9.0
Women's Security, Safety	10.0	10.0	10.0	10.0	10.0	7.5	7.5	7.5	7.5	7.5
Movement	10.0	10.0	10.0	10.0	10.0	10.0	10.0	10.0	10.0	10.0
Freedom of Domestic Movement	10.0	10.0	10.0	10.0	10.0	10.0	10.0	10.0	10.0	10.0
Freedom of Foreign Movement	10.0	10.0	10.0	10.0	10.0	10.0	10.0	10.0	10.0	10.0
Women's Freedom of Movement	10.0	10.0	10.0	10.0	10.0	10.0	10.0	10.0	10.0	10.0
Religious Freedom	9.2	9.2	9.2	9.0	8.6	8.9	9.3	8.0	7.3	7.3
Freedom to Establish Religious Org.	10.0	10.0	10.0	8.8	8.8	8.8	10.0	10.0	10.0	10.0
Harassment and Physical Hostilities	8.6	8.6	8.6	8.9	7.9	8.8	9.1	8.3	7.6	7.6
Legal and Regulatory Restrictions	9.1	9.1	8.8	9.3	9.3	9.1	8.7	5.8	4.4	4.4
Assoc., Assembly, and Civil Society	10.0	10.0	10.0	10.0	10.0	10.0	10.0	10.0	10.0	10.0
Freedom of Association	10.0	10.0	10.0	10.0	10.0	10.0	10.0	10.0	10.0	10.0
Assembly and Demonstration	10.0	10.0	10.0	10.0	10.0	10.0	10.0	10.0	10.0	10.0
Est. & Operate Political Parties	10.0	10.0	10.0	10.0	10.0	10.0	10.0	10.0	10.0	10.0
Est. & Operate Professional Organizations	10.0	10.0	10.0	10.0	10.0	10.0	10.0	10.0	10.0	10.0
Est. & Operate Edu., Sporting, and Cultural	10.0	10.0	10.0	10.0	10.0	10.0	10.0	10.0	10.0	10.0
Expression and Information	9.1	9.1	8.6	9.0	8.8	8.6	8.5	8.6	8.7	8.7
Press Killed	10.0	10.0	7.0	10.0	10.0	10.0	10.0	10.0	10.0	10.0
Press Jailed	10.0	10.0	10.0	10.0	10.0	10.0	10.0	10.0	10.0	10.0
Laws and Reg. That Influence Media	7.0	7.0	7.0	7.0	6.0	5.3	4.7	5.0	5.7	5.7
Political Pressure, Control Media	6.5	6.5	6.3	6.3	5.3	5.0	4.8	5.0	5.5	5.5
Access to Cable and Satellite	10.0	10.0	10.0	10.0	10.0	10.0	10.0	10.0	10.0	10.0
Freedom of Access to Frgn. Info.	10.0	10.0	10.0	10.0	10.0	10.0	10.0	10.0	10.0	10.0
State Control over Internet Access	10.0	10.0	10.0	10.0	10.0	10.0	10.0	10.0	10.0	10.0
Identity and Relationships	7.5	7.5	7.5	7.5	7.5	7.5	7.5	7.3	7.3	8.3
Legal Gender	-	-	-	-	-	-	-	7.0	7.0	10.0
Same-Sex Relationships	10.0	10.0	10.0	10.0	10.0	10.0	10.0	10.0	10.0	10.0
Divorce	5.0	5.0	5.0	5.0	5.0	5.0	5.0	5.0	5.0	5.0

GUATEMALA

LATIN AMERICA & THE CARIBBEAN

Ranking

65

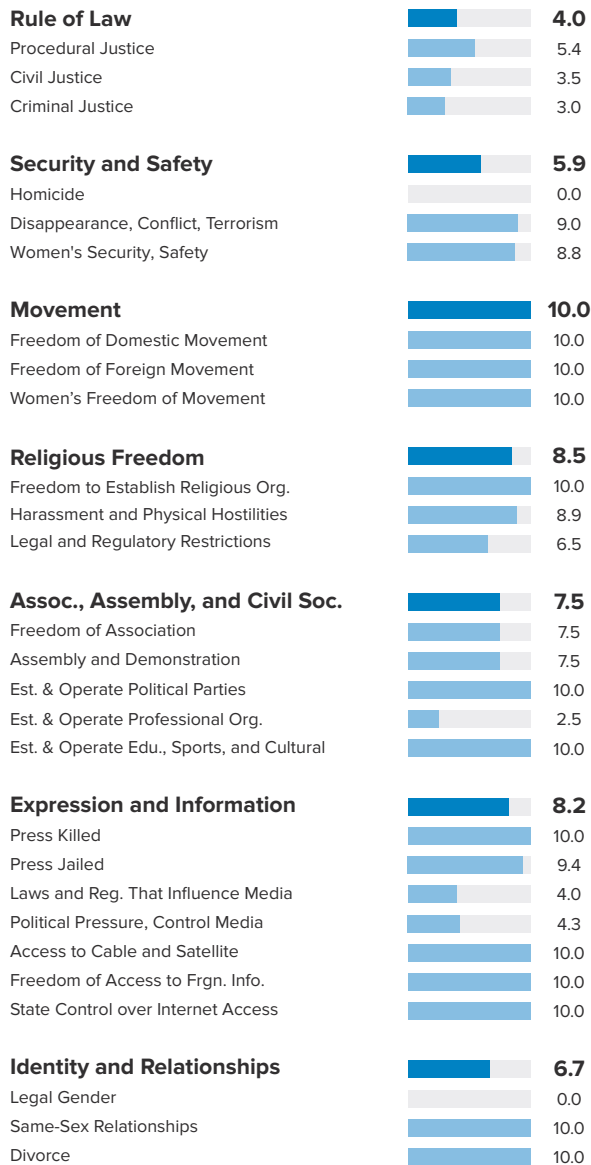
Score

7.07

Personal Freedom

95/162 Ranking

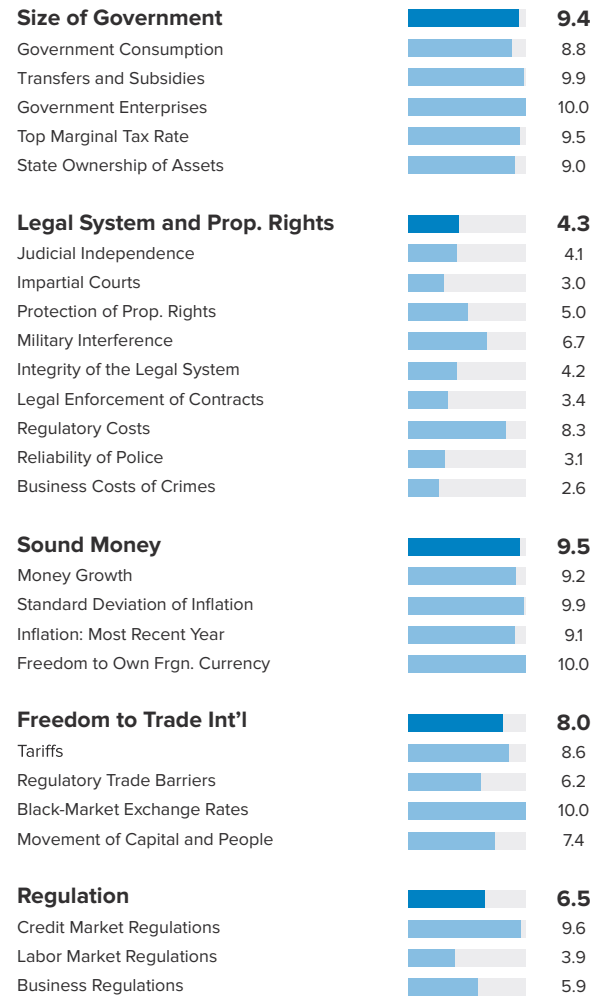
Score 6.56



Economic Freedom

34/162 Ranking

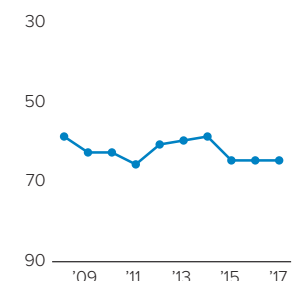
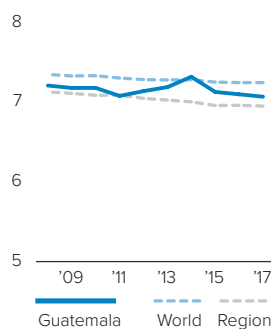
Score 7.57



Human Freedom

Score over Time

Ranking over Time



GUATEMALA

LATIN AMERICA & THE CARIBBEAN

	2008	2009	2010	2011	2012	2013	2014	2015	2016	2017
Human Freedom Ranking	7.21	7.18	7.18	7.08	7.14	7.19	7.32	7.13	7.10	7.07
Economic Freedom	7.29	7.23	7.22	7.28	7.45	7.65	7.64	7.68	7.63	7.57
Personal Freedom	7.14	7.14	7.15	6.89	6.83	6.74	7.00	6.57	6.56	6.56
Rule of Law	4.6	4.6	4.6	4.6	4.1	4.1	4.1	3.9	4.0	4.0
Procedural Justice	5.9	5.9	5.9	5.9	5.5	5.5	5.6	5.6	5.4	5.4
Civil Justice	4.1	4.1	4.1	4.1	3.6	3.6	3.6	3.3	3.5	3.5
Criminal Justice	3.7	3.7	3.7	3.7	3.0	3.0	3.0	2.9	3.0	3.0
Security and Safety	6.5	6.5	6.3	6.2	6.3	6.3	6.3	6.3	6.3	5.9
Homicide	0.0	0.0	0.0	0.0	0.0	0.0	0.0	0.0	0.0	0.0
Disappearance, Conflict, Terrorism	9.5	9.5	9.0	8.5	9.0	9.0	9.0	9.0	9.0	9.0
Women's Security, Safety	10.0	10.0	10.0	10.0	10.0	10.0	10.0	10.0	10.0	8.8
Movement	10.0	10.0	10.0	10.0	10.0	10.0	10.0	10.0	10.0	10.0
Freedom of Domestic Movement	10.0	10.0	10.0	10.0	10.0	10.0	10.0	10.0	10.0	10.0
Freedom of Foreign Movement	10.0	10.0	10.0	10.0	10.0	10.0	10.0	10.0	10.0	10.0
Women's Freedom of Movement	10.0	10.0	10.0	10.0	10.0	10.0	10.0	10.0	10.0	10.0
Religious Freedom	8.8	8.7	8.6	8.8	8.8	8.5	9.4	9.0	8.5	8.5
Freedom to Establish Religious Org.	7.1	7.1	7.1	7.5	7.5	7.5	10.0	10.0	10.0	10.0
Harassment and Physical Hostilities	9.6	9.4	9.2	9.4	9.6	9.3	9.3	9.4	8.9	8.9
Legal and Regulatory Restrictions	9.6	9.6	9.4	9.4	9.4	8.8	8.8	7.6	6.5	6.5
Assoc., Assembly, and Civil Society	8.5	8.5	8.5	7.5	7.5	7.5	7.5	7.5	7.5	7.5
Freedom of Association	10.0	10.0	10.0	7.5	7.5	7.5	7.5	7.5	7.5	7.5
Assembly and Demonstration	10.0	10.0	10.0	7.5	7.5	7.5	7.5	7.5	7.5	7.5
Est. & Operate Political Parties	7.1	7.1	7.1	7.5	7.5	7.5	10.0	10.0	10.0	10.0
Est. & Operate Professional Organizations	7.1	7.1	7.1	7.5	7.5	7.5	2.5	2.5	2.5	2.5
Est. & Operate Edu., Sporting, and Cultural	8.3	8.3	8.3	7.5	7.5	7.5	10.0	10.0	10.0	10.0
Expression and Information	7.6	7.6	8.3	6.9	7.3	6.6	8.3	7.7	8.0	8.2
Press Killed	5.2	5.3	10.0	7.8	10.0	5.7	10.0	5.9	8.0	10.0
Press Jailed	10.0	10.0	10.0	10.0	10.0	10.0	10.0	10.0	10.0	9.4
Laws and Reg. That Influence Media	4.7	4.7	4.7	4.7	4.7	4.3	4.0	4.0	4.0	4.0
Political Pressure, Control Media	3.5	3.5	3.8	3.5	3.8	3.8	4.0	4.3	4.3	4.3
Access to Cable and Satellite	10.0	10.0	10.0	7.5	7.5	7.5	10.0	10.0	10.0	10.0
Freedom of Access to Frgn. Info.	10.0	10.0	10.0	7.5	7.5	7.5	10.0	10.0	10.0	10.0
State Control over Internet Access	10.0	10.0	10.0	7.5	7.5	7.5	10.0	10.0	10.0	10.0
Identity and Relationships	8.8	8.8	8.8	8.8	8.8	8.8	8.8	5.8	5.8	6.7
Legal Gender	-	-	-	-	-	-	-	0.0	0.0	0.0
Same-Sex Relationships	10.0	10.0	10.0	10.0	10.0	10.0	10.0	10.0	10.0	10.0
Divorce	7.5	7.5	7.5	7.5	7.5	7.5	7.5	7.5	7.5	10.0

GUINEA

SUB-SAHARAN AFRICA

Ranking

144

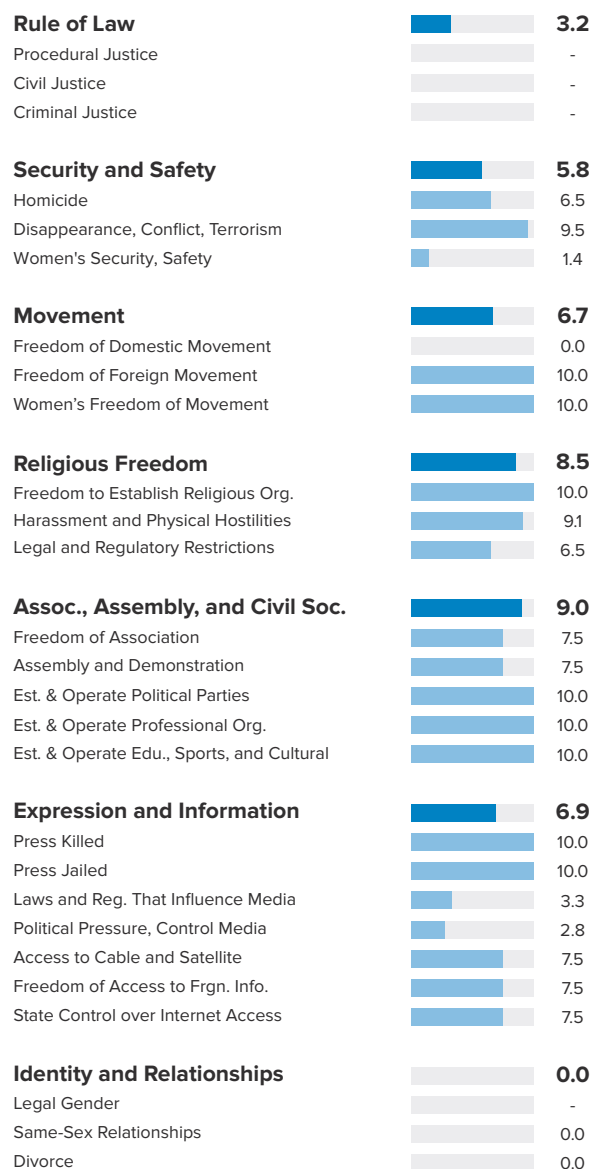
Score

5.61

Personal Freedom

143/162 Ranking

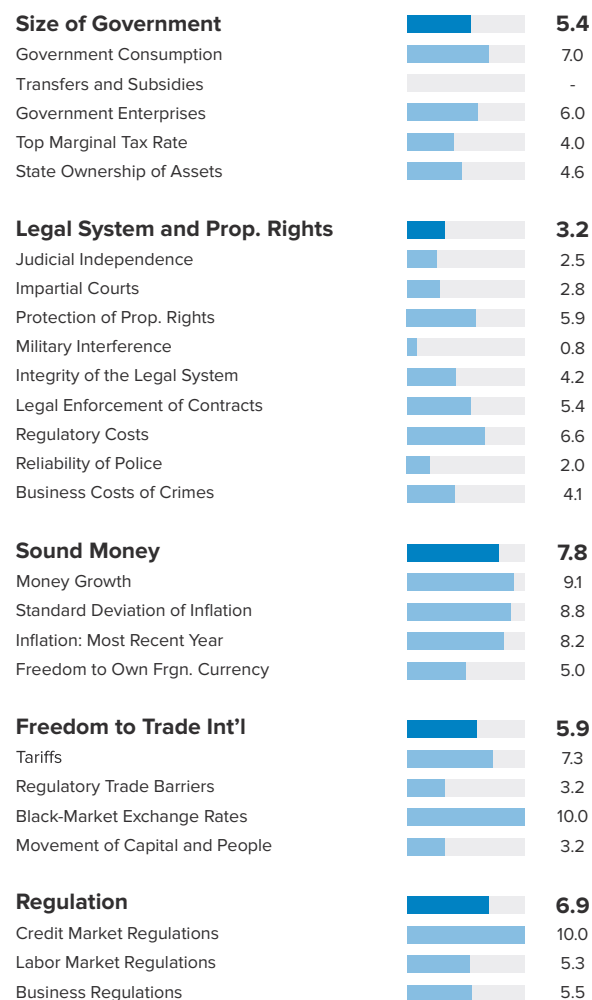
Score 5.37



Economic Freedom

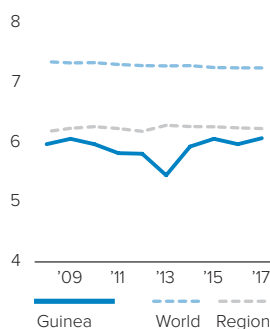
139/162 Ranking

Score 5.86

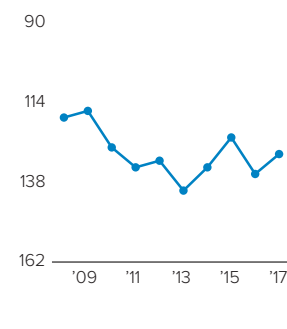


Human Freedom

Score over Time



Ranking over Time



GUINEA

SUB-SAHARAN AFRICA

	2008	2009	2010	2011	2012	2013	2014	2015	2016	2017
Human Freedom	-	-	-	-	-	5.68	5.41	5.46	5.60	5.61
Ranking	-	-	-	-	-	137	148	144	145	144
Economic Freedom	-	-	-	-	-	5.42	5.40	5.51	5.69	5.86
Personal Freedom	-	-	-	-	-	5.95	5.43	5.42	5.50	5.37
Rule of Law	-	-	-	-	-	3.1	3.1	3.3	3.2	3.2
Procedural Justice	-	-	-	-	-	-	-	-	-	-
Civil Justice	-	-	-	-	-	-	-	-	-	-
Criminal Justice	-	-	-	-	-	-	-	-	-	-
Security and Safety	-	-	-	-	-	6.6	6.6	6.6	6.6	5.8
Homicide	-	-	-	-	-	6.5	6.5	6.5	6.5	6.5
Disappearance, Conflict, Terrorism	-	-	-	-	-	9.5	9.5	9.5	9.5	9.5
Women's Security, Safety	-	-	-	-	-	4.0	4.0	4.0	4.0	1.4
Movement	-	-	-	-	-	5.0	5.0	3.3	5.0	6.7
Freedom of Domestic Movement	-	-	-	-	-	0.0	0.0	0.0	0.0	0.0
Freedom of Foreign Movement	-	-	-	-	-	10.0	10.0	5.0	10.0	10.0
Women's Freedom of Movement	-	-	-	-	-	5.0	5.0	5.0	5.0	10.0
Religious Freedom	-	-	-	-	-	8.6	9.0	8.7	8.5	8.5
Freedom to Establish Religious Org.	-	-	-	-	-	8.8	10.0	10.0	10.0	10.0
Harassment and Physical Hostilities	-	-	-	-	-	9.7	9.5	8.7	9.1	9.1
Legal and Regulatory Restrictions	-	-	-	-	-	7.4	7.4	7.4	6.5	6.5
Assoc., Assembly, and Civil Society	-	-	-	-	-	8.3	9.0	9.0	9.0	9.0
Freedom of Association	-	-	-	-	-	7.5	7.5	7.5	7.5	7.5
Assembly and Demonstration	-	-	-	-	-	7.5	7.5	7.5	7.5	7.5
Est. & Operate Political Parties	-	-	-	-	-	8.8	10.0	10.0	10.0	10.0
Est. & Operate Professional Organizations	-	-	-	-	-	8.8	10.0	10.0	10.0	10.0
Est. & Operate Edu., Sporting, and Cultural	-	-	-	-	-	8.8	10.0	10.0	10.0	10.0
Expression and Information	-	-	-	-	-	7.0	5.8	7.0	6.6	6.9
Press Killed	-	-	-	-	-	10.0	1.5	10.0	7.3	10.0
Press Jailed	-	-	-	-	-	10.0	10.0	10.0	10.0	10.0
Laws and Reg. That Influence Media	-	-	-	-	-	3.7	3.7	3.7	3.3	3.3
Political Pressure, Control Media	-	-	-	-	-	3.0	3.0	2.8	2.8	2.8
Access to Cable and Satellite	-	-	-	-	-	7.5	7.5	7.5	7.5	7.5
Freedom of Access to Frgn. Info.	-	-	-	-	-	7.5	7.5	7.5	7.5	7.5
State Control over Internet Access	-	-	-	-	-	7.5	7.5	7.5	7.5	7.5
Identity and Relationships	-	-	-	-	-	6.3	1.3	1.3	1.3	0.0
Legal Gender	-	-	-	-	-	-	-	-	-	-
Same-Sex Relationships	-	-	-	-	-	10.0	0.0	0.0	0.0	0.0
Divorce	-	-	-	-	-	2.5	2.5	2.5	2.5	0.0

GUINEA-BISSAU

SUB-SAHARAN AFRICA

Ranking

130

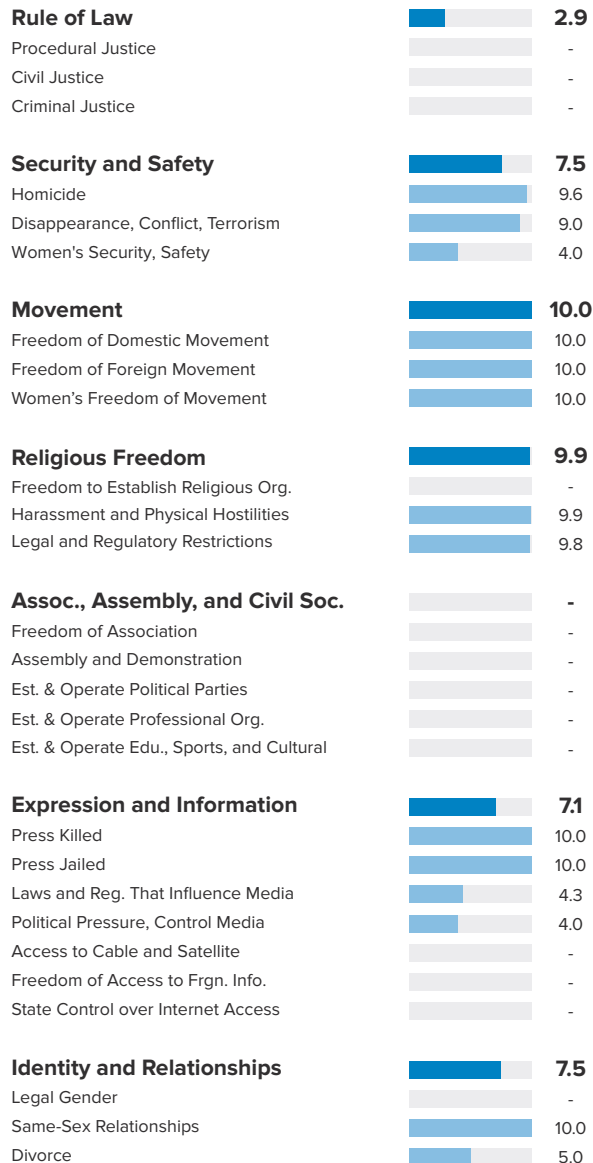
Score

6.07

Personal Freedom

83/162 Ranking

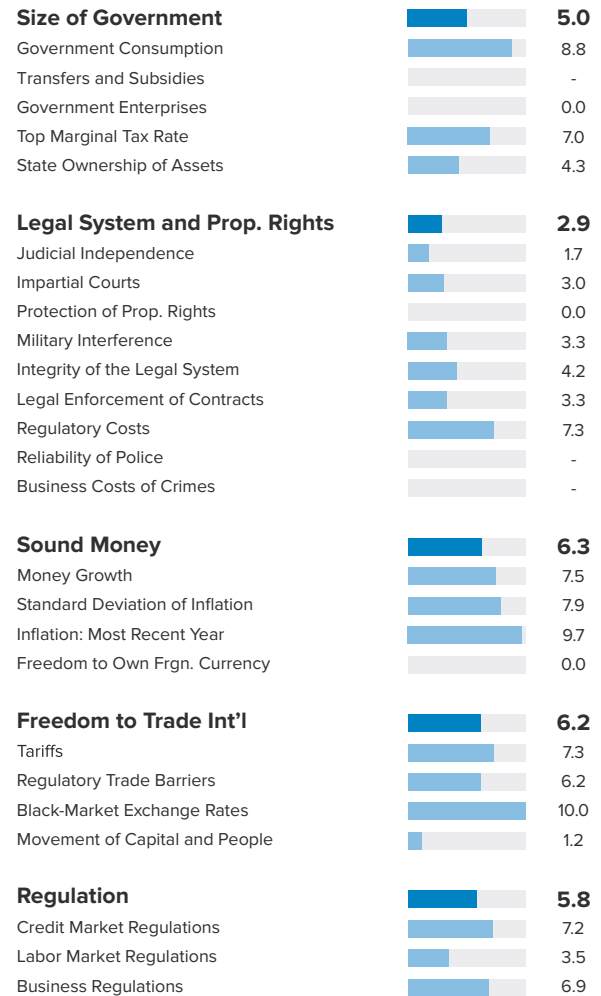
Score 6.90



Economic Freedom

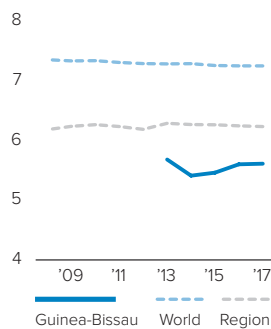
151/162 Ranking

Score 5.23

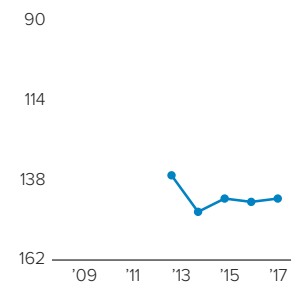


Human Freedom

Score over Time



Ranking over Time



GUINEA-BISSAU

SUB-SAHARAN AFRICA

	2008	2009	2010	2011	2012	2013	2014	2015	2016	2017
Human Freedom Ranking	5.97	6.06	5.97	5.82	5.81	5.45	5.93	6.06	5.97	6.07
	119	117	128	134	132	141	134	125	136	130
Economic Freedom	5.12	5.40	5.35	5.54	6.06	4.92	5.21	5.19	5.01	5.23
Personal Freedom	6.83	6.73	6.60	6.09	5.57	5.97	6.66	6.94	6.94	6.90
Rule of Law	3.6	3.7	3.7	3.7	2.9	2.8	3.1	3.1	2.8	2.9
Procedural Justice	-	-	-	-	-	-	-	-	-	-
Civil Justice	-	-	-	-	-	-	-	-	-	-
Criminal Justice	-	-	-	-	-	-	-	-	-	-
Security and Safety	6.1	5.6	5.6	6.1	6.1	6.8	6.7	7.2	7.1	7.5
Homicide	5.8	5.8	5.8	5.8	5.8	8.1	8.5	8.9	8.6	9.6
Disappearance, Conflict, Terrorism	10.0	8.5	8.5	8.5	8.5	8.5	8.0	9.0	9.0	9.0
Women's Security, Safety	2.5	2.5	2.5	4.0	4.0	3.8	3.8	3.8	3.8	4.0
Movement	10.0	10.0	10.0	10.0	8.3	10.0	10.0	10.0	10.0	10.0
Freedom of Domestic Movement	10.0	10.0	10.0	10.0	10.0	10.0	10.0	10.0	10.0	10.0
Freedom of Foreign Movement	10.0	10.0	10.0	10.0	5.0	10.0	10.0	10.0	10.0	10.0
Women's Freedom of Movement	-	-	-	10.0	10.0	10.0	10.0	10.0	10.0	10.0
Religious Freedom	9.0	9.3	8.3	8.2	7.8	8.3	7.7	9.0	9.9	9.9
Freedom to Establish Religious Org.	-	-	-	-	-	-	-	-	-	-
Harassment and Physical Hostilities	9.3	9.9	9.4	9.2	8.7	9.0	9.0	9.8	9.9	9.9
Legal and Regulatory Restrictions	8.8	8.7	7.2	7.2	6.9	7.6	6.5	8.2	9.8	9.8
Assoc., Assembly, and Civil Society	-	-	-	-	-	-	-	-	-	-
Freedom of Association	-	-	-	-	-	-	-	-	-	-
Assembly and Demonstration	-	-	-	-	-	-	-	-	-	-
Est. & Operate Political Parties	-	-	-	-	-	-	-	-	-	-
Est. & Operate Professional Organizations	-	-	-	-	-	-	-	-	-	-
Est. & Operate Edu., Sporting, and Cultural	-	-	-	-	-	-	-	-	-	-
Expression and Information	7.4	7.3	7.2	7.2	6.6	6.6	7.1	7.0	7.1	7.1
Press Killed	10.0	10.0	10.0	10.0	10.0	10.0	10.0	10.0	10.0	10.0
Press Jailed	10.0	10.0	10.0	10.0	10.0	10.0	10.0	10.0	10.0	10.0
Laws and Reg. That Influence Media	5.0	5.0	5.0	5.0	3.7	3.7	4.3	4.0	4.3	4.3
Political Pressure, Control Media	4.5	4.0	3.8	3.8	2.8	2.8	4.0	4.0	4.0	4.0
Access to Cable and Satellite	-	-	-	-	-	-	-	-	-	-
Freedom of Access to Frgn. Info.	-	-	-	-	-	-	-	-	-	-
State Control over Internet Access	-	-	-	-	-	-	-	-	-	-
Identity and Relationships	8.8	8.8	8.8	3.8	3.8	3.8	8.8	8.8	8.8	7.5
Legal Gender	-	-	-	-	-	-	-	-	-	-
Same-Sex Relationships	10.0	10.0	10.0	0.0	0.0	0.0	10.0	10.0	10.0	10.0
Divorce	7.5	7.5	7.5	7.5	7.5	7.5	7.5	7.5	7.5	5.0

GUYANA

LATIN AMERICA & THE CARIBBEAN

Ranking

88

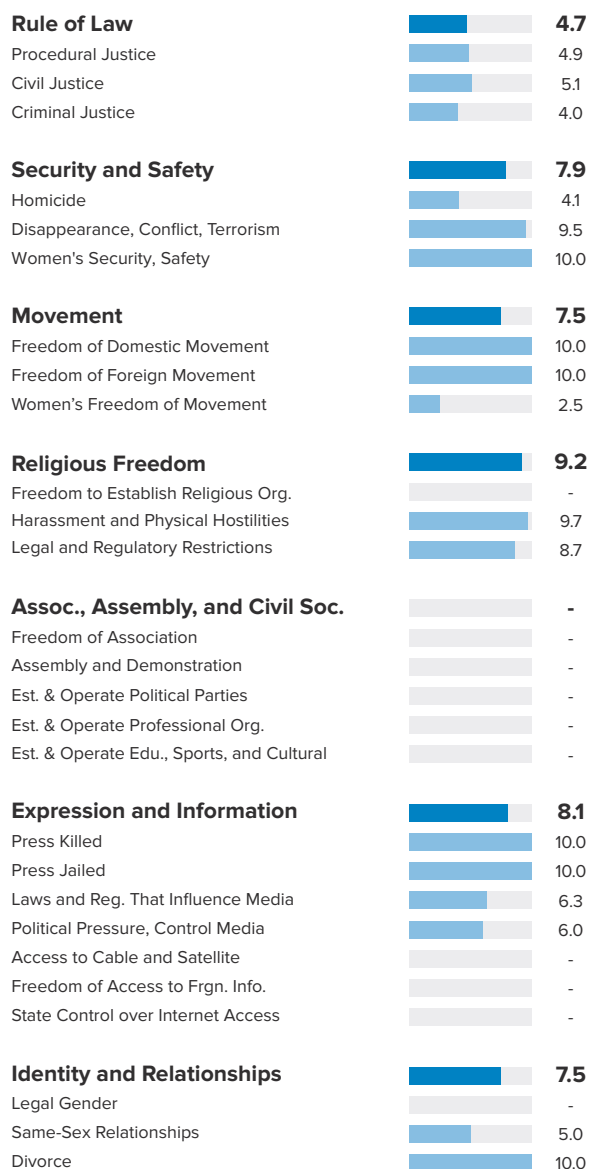
Score

6.74

Personal Freedom

70/162 Ranking

Score 7.16



Economic Freedom

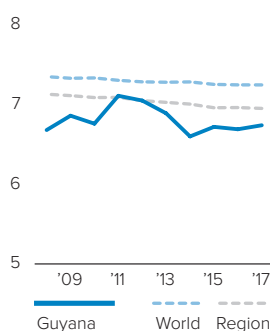
117/162 Ranking

Score 6.32



Human Freedom

Score over Time



Ranking over Time



GUYANA

LATIN AMERICA & THE CARIBBEAN

	2008	2009	2010	2011	2012	2013	2014	2015	2016	2017
Human Freedom Ranking	6.68	6.86	6.76	7.11	7.05	6.89	6.60	6.72	6.69	6.74
	93	80	90	63	68	78	97	85	91	88
Economic Freedom	6.44	6.42	6.32	6.39	6.39	6.16	6.26	6.50	6.34	6.32
Personal Freedom	6.92	7.31	7.20	7.84	7.71	7.62	6.94	6.95	7.04	7.16
Rule of Law	4.7	4.7	4.9	4.8	4.4	4.4	4.2	4.3	4.7	4.7
Procedural Justice	-	-	-	-	-	-	-	4.5	4.9	4.9
Civil Justice	-	-	-	-	-	-	-	4.8	5.1	5.1
Criminal Justice	-	-	-	-	-	-	-	3.5	4.0	4.0
Security and Safety	6.3	7.7	7.3	7.5	7.4	7.1	7.2	7.2	7.4	7.9
Homicide	1.5	3.7	2.5	3.1	2.6	1.8	2.2	2.2	2.7	4.1
Disappearance, Conflict, Terrorism	7.4	9.5	9.5	9.5	9.5	9.5	9.5	9.5	9.5	9.5
Women's Security, Safety	10.0	10.0	10.0	10.0	10.0	10.0	10.0	10.0	10.0	10.0
Movement	10.0	10.0	10.0	10.0	10.0	10.0	10.0	10.0	10.0	7.5
Freedom of Domestic Movement	10.0	10.0	10.0	10.0	10.0	10.0	10.0	10.0	10.0	10.0
Freedom of Foreign Movement	10.0	10.0	10.0	10.0	10.0	10.0	10.0	10.0	10.0	10.0
Women's Freedom of Movement	10.0	10.0	10.0	10.0	10.0	-	-	-	-	2.5
Religious Freedom	9.8	9.9	9.6	9.7	9.7	9.6	9.5	9.3	9.2	9.2
Freedom to Establish Religious Org.	-	-	-	-	-	-	-	-	-	-
Harassment and Physical Hostilities	9.7	10.0	9.4	9.6	9.6	9.7	9.7	9.7	9.7	9.7
Legal and Regulatory Restrictions	9.8	9.8	9.8	9.8	9.8	9.5	9.3	9.0	8.7	8.7
Assoc., Assembly, and Civil Society	-	-	-	-	-	-	-	-	-	-
Freedom of Association	-	-	-	-	-	-	-	-	-	-
Assembly and Demonstration	-	-	-	-	-	-	-	-	-	-
Est. & Operate Political Parties	-	-	-	-	-	-	-	-	-	-
Est. & Operate Professional Organizations	-	-	-	-	-	-	-	-	-	-
Est. & Operate Edu., Sporting, and Cultural	-	-	-	-	-	-	-	-	-	-
Expression and Information	8.6	8.6	8.6	8.4	8.4	8.4	8.2	8.2	8.1	8.1
Press Killed	10.0	10.0	10.0	10.0	10.0	10.0	10.0	10.0	10.0	10.0
Press Jailed	10.0	10.0	10.0	10.0	10.0	10.0	10.0	10.0	10.0	10.0
Laws and Reg. That Influence Media	7.7	7.7	7.7	7.3	7.0	6.7	6.3	6.3	6.3	6.3
Political Pressure, Control Media	6.8	6.8	6.8	6.3	6.5	6.8	6.5	6.5	6.0	6.0
Access to Cable and Satellite	-	-	-	-	-	-	-	-	-	-
Freedom of Access to Frgn. Info.	-	-	-	-	-	-	-	-	-	-
State Control over Internet Access	-	-	-	-	-	-	-	-	-	-
Identity and Relationships	5.0	5.0	5.0	10.0	10.0	10.0	5.0	5.0	5.0	7.5
Legal Gender	-	-	-	-	-	-	-	-	-	-
Same-Sex Relationships	5.0	5.0	5.0	10.0	10.0	10.0	5.0	5.0	5.0	5.0
Divorce	-	-	-	-	-	-	-	-	-	10.0

HAITI

LATIN AMERICA & THE CARIBBEAN

Ranking

91

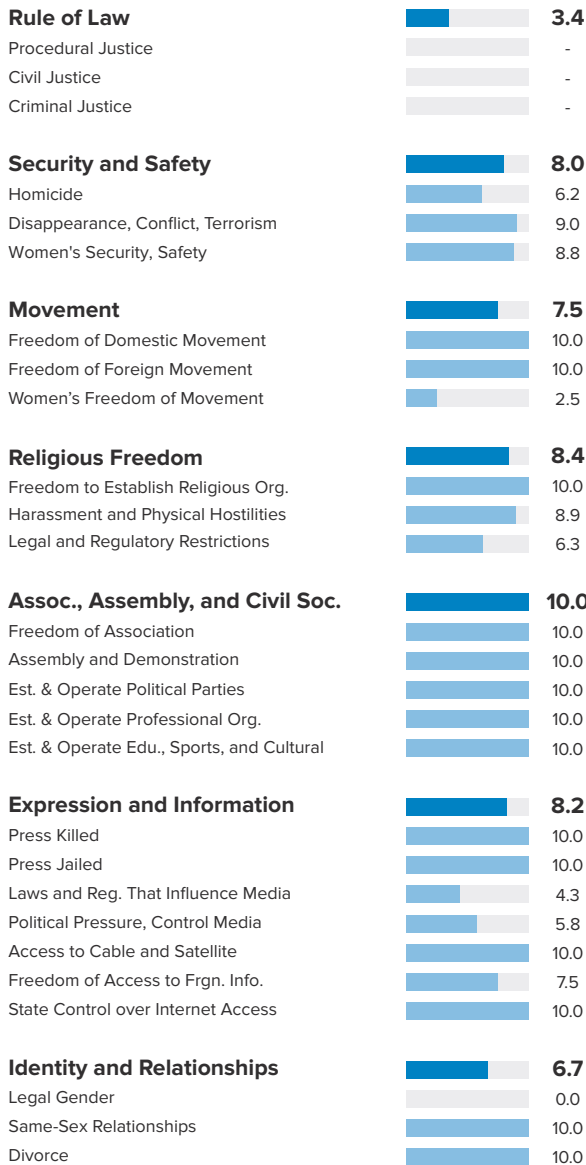
Score

6.71

Personal Freedom

82/162 Ranking

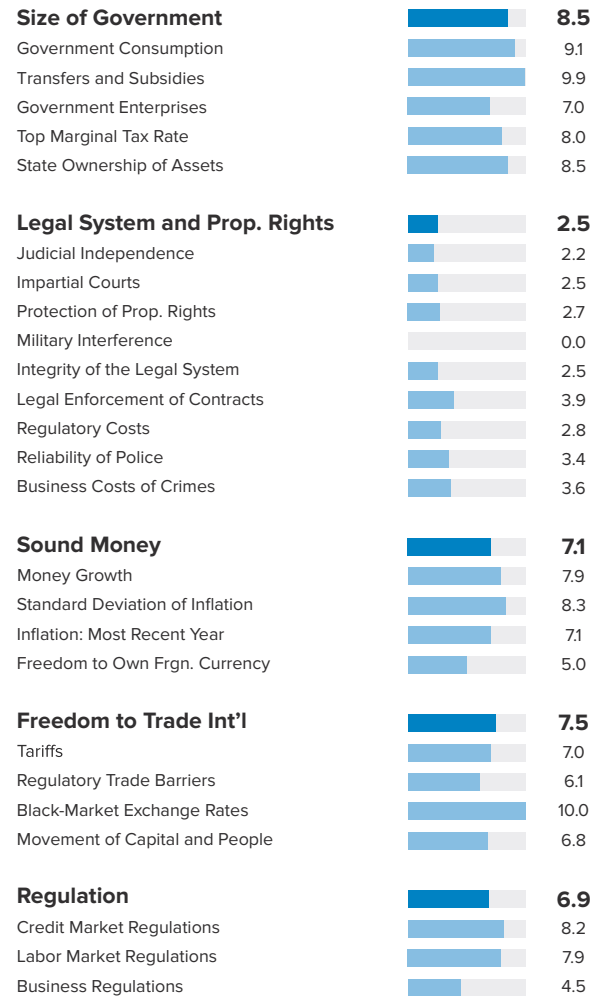
Score 6.93



Economic Freedom

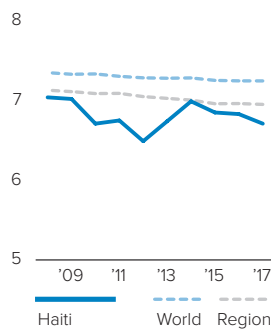
110/162 Ranking

Score 6.49



Human Freedom

Score over Time



Ranking over Time



HAITI

LATIN AMERICA & THE CARIBBEAN

	2008	2009	2010	2011	2012	2013	2014	2015	2016	2017
Human Freedom Ranking	7.04 71	7.02 70	6.71 97	6.75 91	6.49 106	6.74 90	6.99 68	6.85 77	6.83 80	6.71 91
Economic Freedom	6.74	6.78	6.22	6.28	5.96	6.46	6.66	6.60	6.56	6.49
Personal Freedom	7.33	7.27	7.20	7.22	7.02	7.02	7.33	7.11	7.11	6.93
Rule of Law	3.8	3.7	3.6	3.6	3.2	3.2	3.3	3.3	3.6	3.4
Procedural Justice	-	-	-	-	-	-	-	-	-	-
Civil Justice	-	-	-	-	-	-	-	-	-	-
Criminal Justice	-	-	-	-	-	-	-	-	-	-
Security and Safety	8.3	8.0	7.9	7.3	7.5	7.5	7.5	7.5	7.6	8.0
Homicide	7.9	7.6	7.3	6.4	6.0	6.0	6.0	6.0	6.2	6.2
Disappearance, Conflict, Terrorism	9.5	9.0	9.0	8.0	9.0	9.0	9.0	9.0	9.0	9.0
Women's Security, Safety	7.5	7.5	7.5	7.5	7.5	7.5	7.5	7.5	7.5	8.8
Movement	10.0	10.0	10.0	10.0	8.3	8.3	8.3	10.0	10.0	7.5
Freedom of Domestic Movement	10.0	10.0	10.0	10.0	10.0	5.0	10.0	10.0	10.0	10.0
Freedom of Foreign Movement	10.0	10.0	10.0	10.0	5.0	10.0	5.0	10.0	10.0	10.0
Women's Freedom of Movement	10.0	10.0	10.0	10.0	10.0	10.0	10.0	10.0	10.0	2.5
Religious Freedom	7.8	7.9	7.6	9.6	9.6	9.6	9.6	9.2	8.4	8.4
Freedom to Establish Religious Org.	4.2	4.2	4.2	10.0	10.0	10.0	10.0	10.0	10.0	10.0
Harassment and Physical Hostilities	10.0	10.0	9.6	9.9	9.9	9.8	9.8	9.3	8.9	8.9
Legal and Regulatory Restrictions	9.2	9.6	9.0	9.0	8.9	8.9	8.9	8.2	6.3	6.3
Assoc., Assembly, and Civil Society	6.8	6.8	6.8	9.3	9.3	9.3	10.0	10.0	10.0	10.0
Freedom of Association	10.0	10.0	10.0	10.0	10.0	10.0	10.0	10.0	10.0	10.0
Assembly and Demonstration	10.0	10.0	10.0	10.0	10.0	10.0	10.0	10.0	10.0	10.0
Est. & Operate Political Parties	4.2	4.2	4.2	10.0	10.0	10.0	10.0	10.0	10.0	10.0
Est. & Operate Professional Organizations	4.2	4.2	4.2	10.0	10.0	10.0	10.0	10.0	10.0	10.0
Est. & Operate Edu., Sporting, and Cultural	5.4	5.4	5.4	6.3	6.3	6.3	10.0	10.0	10.0	10.0
Expression and Information	8.6	8.7	8.7	8.7	8.7	8.7	8.3	8.2	8.2	8.2
Press Killed	10.0	10.0	10.0	10.0	10.0	10.0	10.0	10.0	10.0	10.0
Press Jailed	10.0	10.0	10.0	10.0	10.0	10.0	10.0	10.0	10.0	10.0
Laws and Reg. That Influence Media	5.0	5.0	5.3	5.3	5.3	5.3	5.0	4.7	4.3	4.3
Political Pressure, Control Media	5.0	5.8	5.8	5.5	5.8	5.5	5.8	5.5	5.8	5.8
Access to Cable and Satellite	10.0	10.0	10.0	10.0	10.0	10.0	10.0	10.0	10.0	10.0
Freedom of Access to Frgn. Info.	10.0	10.0	10.0	10.0	10.0	10.0	7.5	7.5	7.5	7.5
State Control over Internet Access	10.0	10.0	10.0	10.0	10.0	10.0	10.0	10.0	10.0	10.0
Identity and Relationships	10.0	10.0	10.0	7.5	7.5	7.5	10.0	6.7	6.7	6.7
Legal Gender	-	-	-	-	-	-	-	0.0	0.0	0.0
Same-Sex Relationships	10.0	10.0	10.0	5.0	5.0	5.0	10.0	10.0	10.0	10.0
Divorce	10.0	10.0	10.0	10.0	10.0	10.0	10.0	10.0	10.0	10.0

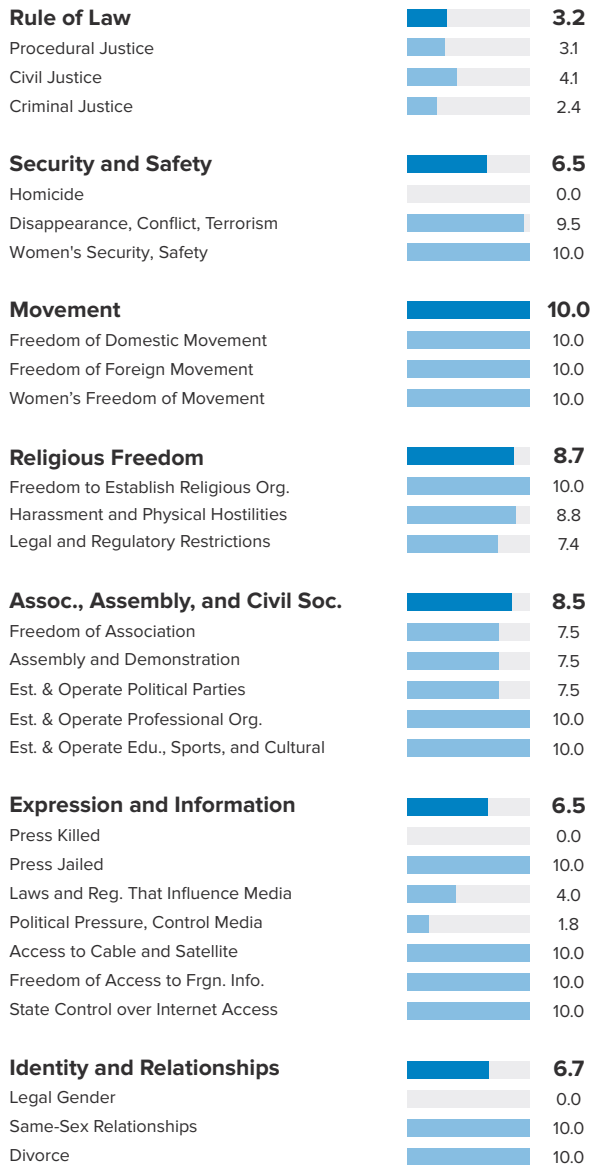
HONDURAS

LATIN AMERICA & THE CARIBBEAN

Ranking **84** Score **6.81**

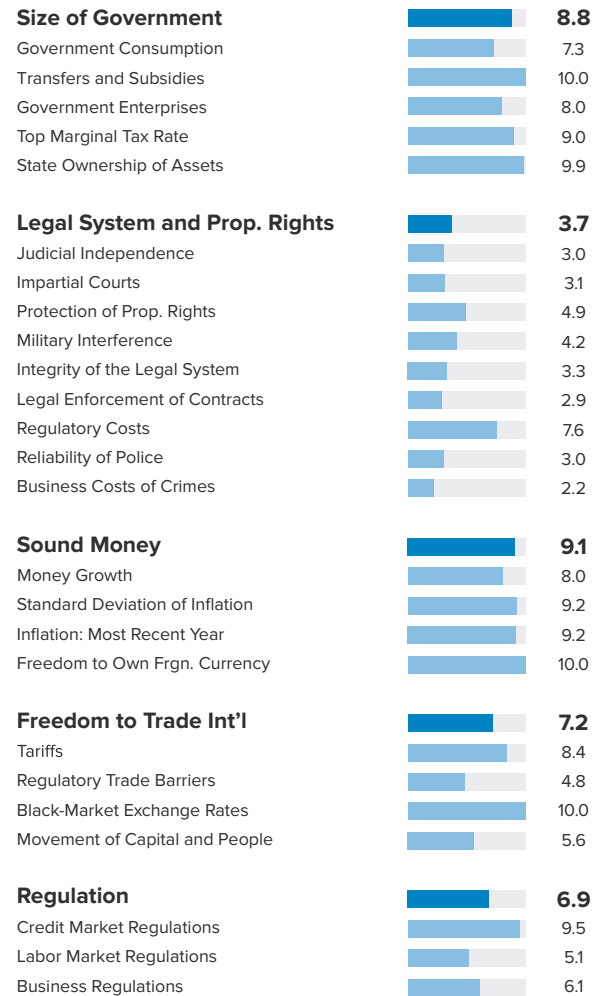
Personal Freedom

102/162 Ranking Score 6.47



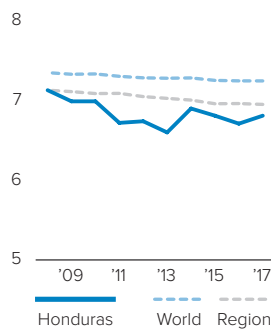
Economic Freedom

63/162 Ranking Score 7.16

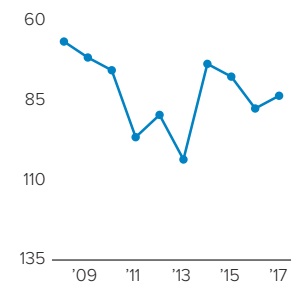


Human Freedom

Score over Time



Ranking over Time



HONDURAS

LATIN AMERICA & THE CARIBBEAN

	2008	2009	2010	2011	2012	2013	2014	2015	2016	2017
Human Freedom Ranking	7.13 67	6.99 72	6.99 76	6.72 97	6.74 90	6.60 104	6.90 74	6.81 78	6.71 88	6.81 84
Economic Freedom	7.30	7.16	7.24	7.29	7.17	7.16	7.29	7.38	7.19	7.16
Personal Freedom	6.95	6.83	6.74	6.15	6.31	6.04	6.52	6.24	6.23	6.47
Rule of Law	4.2	4.3	4.3	4.2	3.5	3.4	3.4	3.3	3.2	3.2
Procedural Justice	-	-	-	-	-	-	3.5	3.0	3.1	3.1
Civil Justice	-	-	-	-	-	-	4.5	4.3	4.1	4.1
Criminal Justice	-	-	-	-	-	-	2.1	2.5	2.4	2.4
Security and Safety	6.2	6.2	6.0	5.6	5.9	5.2	5.7	5.7	5.7	6.5
Homicide	0.0	0.0	0.0	0.0	0.0	0.0	0.0	0.0	0.0	0.0
Disappearance, Conflict, Terrorism	8.5	8.5	8.0	8.0	9.0	8.0	9.5	9.5	9.5	9.5
Women's Security, Safety	10.0	10.0	10.0	8.8	8.8	7.5	7.5	7.5	7.5	10.0
Movement	10.0	10.0	10.0	6.7	8.3	8.3	8.3	8.3	8.3	10.0
Freedom of Domestic Movement	10.0	10.0	10.0	5.0	10.0	10.0	10.0	10.0	10.0	10.0
Freedom of Foreign Movement	10.0	10.0	10.0	10.0	10.0	10.0	10.0	10.0	10.0	10.0
Women's Freedom of Movement	10.0	10.0	10.0	5.0	5.0	5.0	5.0	5.0	5.0	10.0
Religious Freedom	8.7	8.7	8.5	7.9	8.0	8.0	9.0	8.7	8.7	8.7
Freedom to Establish Religious Org.	7.1	7.1	7.1	6.3	6.3	6.3	10.0	10.0	10.0	10.0
Harassment and Physical Hostilities	9.7	9.8	9.1	9.2	9.6	9.5	9.6	9.0	8.8	8.8
Legal and Regulatory Restrictions	9.4	9.1	9.1	8.3	8.1	8.1	7.3	7.1	7.4	7.4
Assoc., Assembly, and Civil Society	6.9	6.9	6.9	6.8	6.8	6.8	8.5	8.5	8.5	8.5
Freedom of Association	7.5	7.5	7.5	7.5	7.5	7.5	7.5	7.5	7.5	7.5
Assembly and Demonstration	7.5	7.5	7.5	7.5	7.5	7.5	7.5	7.5	7.5	7.5
Est. & Operate Political Parties	5.4	5.4	5.4	6.3	6.3	6.3	7.5	7.5	7.5	7.5
Est. & Operate Professional Organizations	7.1	7.1	7.1	6.3	6.3	6.3	10.0	10.0	10.0	10.0
Est. & Operate Edu., Sporting, and Cultural	7.1	7.1	7.1	6.3	6.3	6.3	10.0	10.0	10.0	10.0
Expression and Information	8.0	6.6	6.3	5.6	6.5	5.9	6.8	7.9	8.0	6.5
Press Killed	10.0	1.7	0.0	0.0	6.1	2.3	2.4	10.0	10.0	0.0
Press Jailed	10.0	10.0	10.0	10.0	10.0	10.0	10.0	10.0	10.0	10.0
Laws and Reg. That Influence Media	5.0	4.3	4.7	4.3	4.3	4.0	3.7	4.0	4.0	4.0
Political Pressure, Control Media	4.3	3.3	2.5	2.5	2.5	2.3	1.5	1.5	1.8	1.8
Access to Cable and Satellite	10.0	10.0	10.0	7.5	7.5	7.5	10.0	10.0	10.0	10.0
Freedom of Access to Frgn. Info.	10.0	10.0	10.0	7.5	7.5	7.5	10.0	10.0	10.0	10.0
State Control over Internet Access	6.7	6.7	6.7	7.5	7.5	7.5	10.0	10.0	10.0	10.0
Identity and Relationships	10.0	10.0	10.0	10.0	10.0	10.0	10.0	6.7	6.7	6.7
Legal Gender	-	-	-	-	-	-	-	0.0	0.0	0.0
Same-Sex Relationships	10.0	10.0	10.0	10.0	10.0	10.0	10.0	10.0	10.0	10.0
Divorce	10.0	10.0	10.0	10.0	10.0	10.0	10.0	10.0	10.0	10.0

HONG KONG

EAST ASIA

Ranking

3

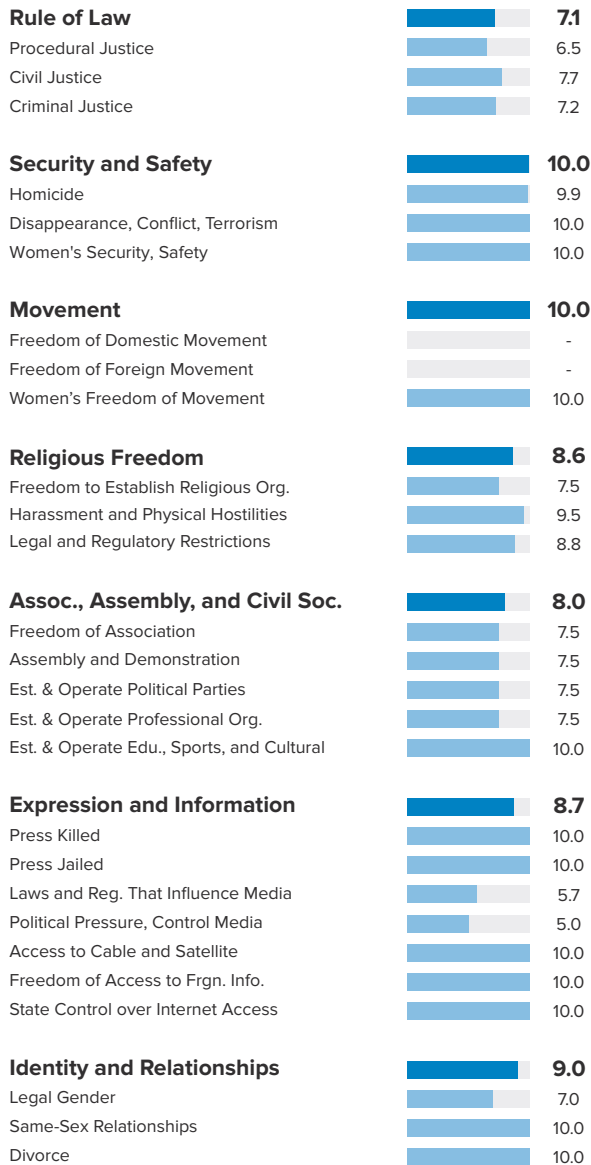
Score

8.81

Personal Freedom

27/162 Ranking

Score 8.70



Economic Freedom

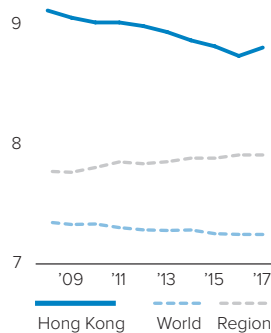
1/162 Ranking

Score 8.91

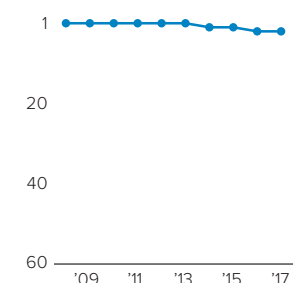


Human Freedom

Score over Time



Ranking over Time



HONG KONG

EAST ASIA

	2008	2009	2010	2011	2012	2013	2014	2015	2016	2017
Human Freedom Ranking	9.12	9.06	9.02	9.02	8.99	8.94	8.87	8.82	8.74	8.81
	1	1	1	1	1	1	2	2	3	3
Economic Freedom	9.11	9.04	8.94	8.90	8.88	8.88	8.92	8.88	8.89	8.91
Personal Freedom	9.13	9.08	9.11	9.14	9.11	8.99	8.82	8.75	8.59	8.70
Rule of Law	7.5	7.5	7.5	7.5	7.4	7.4	7.8	7.8	7.1	7.1
Procedural Justice	7.9	7.9	7.9	7.9	7.6	7.6	7.9	7.6	6.5	6.5
Civil Justice	7.1	7.1	7.1	7.1	7.2	7.2	7.6	7.7	7.7	7.7
Criminal Justice	7.6	7.6	7.6	7.6	7.3	7.3	7.9	8.0	7.2	7.2
Security and Safety	9.8	9.9	9.9	10.0	9.9	9.5	9.5	9.5	9.5	10.0
Homicide	9.8	9.7	9.8	9.9	9.8	9.7	9.8	9.9	9.8	9.9
Disappearance, Conflict, Terrorism	9.6	10.0	10.0	10.0	10.0	10.0	10.0	10.0	10.0	10.0
Women's Security, Safety	10.0	10.0	10.0	10.0	10.0	8.8	8.8	8.8	8.8	10.0
Movement	10.0	10.0	10.0	10.0	10.0	10.0	10.0	10.0	10.0	10.0
Freedom of Domestic Movement	-	-	-	-	-	-	-	-	-	-
Freedom of Foreign Movement	-	-	-	-	-	-	-	-	-	-
Women's Freedom of Movement	10.0	10.0	10.0	10.0	10.0	10.0	10.0	10.0	10.0	10.0
Religious Freedom	9.7	8.9	9.0	8.9	9.0	9.2	8.1	8.4	8.6	8.6
Freedom to Establish Religious Org.	10.0	10.0	10.0	10.0	10.0	10.0	7.5	7.5	7.5	7.5
Harassment and Physical Hostilities	9.9	9.8	9.4	9.6	9.8	9.5	9.4	9.3	9.5	9.5
Legal and Regulatory Restrictions	9.1	6.9	7.6	7.1	7.3	8.1	7.5	8.5	8.8	8.8
Assoc., Assembly, and Civil Society	9.4	9.4	9.4	9.8	9.8	9.8	8.0	8.0	8.0	8.0
Freedom of Association	10.0	10.0	10.0	10.0	10.0	10.0	7.5	7.5	7.5	7.5
Assembly and Demonstration	10.0	10.0	10.0	10.0	10.0	10.0	7.5	7.5	7.5	7.5
Est. & Operate Political Parties	7.1	7.1	7.1	8.8	8.8	8.8	7.5	7.5	7.5	7.5
Est. & Operate Professional Organizations	10.0	10.0	10.0	10.0	10.0	10.0	7.5	7.5	7.5	7.5
Est. & Operate Edu., Sporting, and Cultural	10.0	10.0	10.0	10.0	10.0	10.0	10.0	10.0	10.0	10.0
Expression and Information	9.0	9.0	9.0	9.0	8.9	8.9	8.7	8.8	8.7	8.7
Press Killed	10.0	10.0	10.0	10.0	10.0	10.0	10.0	10.0	10.0	10.0
Press Jailed	10.0	10.0	10.0	10.0	10.0	10.0	10.0	10.0	10.0	10.0
Laws and Reg. That Influence Media	6.0	6.0	6.3	6.3	6.3	6.0	5.7	5.7	5.7	5.7
Political Pressure, Control Media	7.3	7.0	7.0	6.8	6.3	6.0	5.5	5.8	5.0	5.0
Access to Cable and Satellite	10.0	10.0	10.0	10.0	10.0	10.0	10.0	10.0	10.0	10.0
Freedom of Access to Frgn. Info.	10.0	10.0	10.0	10.0	10.0	10.0	10.0	10.0	10.0	10.0
State Control over Internet Access	10.0	10.0	10.0	10.0	10.0	10.0	10.0	10.0	10.0	10.0
Identity and Relationships	10.0	10.0	10.0	10.0	10.0	10.0	10.0	9.0	9.0	9.0
Legal Gender	-	-	-	-	-	-	-	7.0	7.0	7.0
Same-Sex Relationships	10.0	10.0	10.0	10.0	10.0	10.0	10.0	10.0	10.0	10.0
Divorce	10.0	10.0	10.0	10.0	10.0	10.0	10.0	10.0	10.0	10.0

HUNGARY

EASTERN EUROPE

Ranking

45

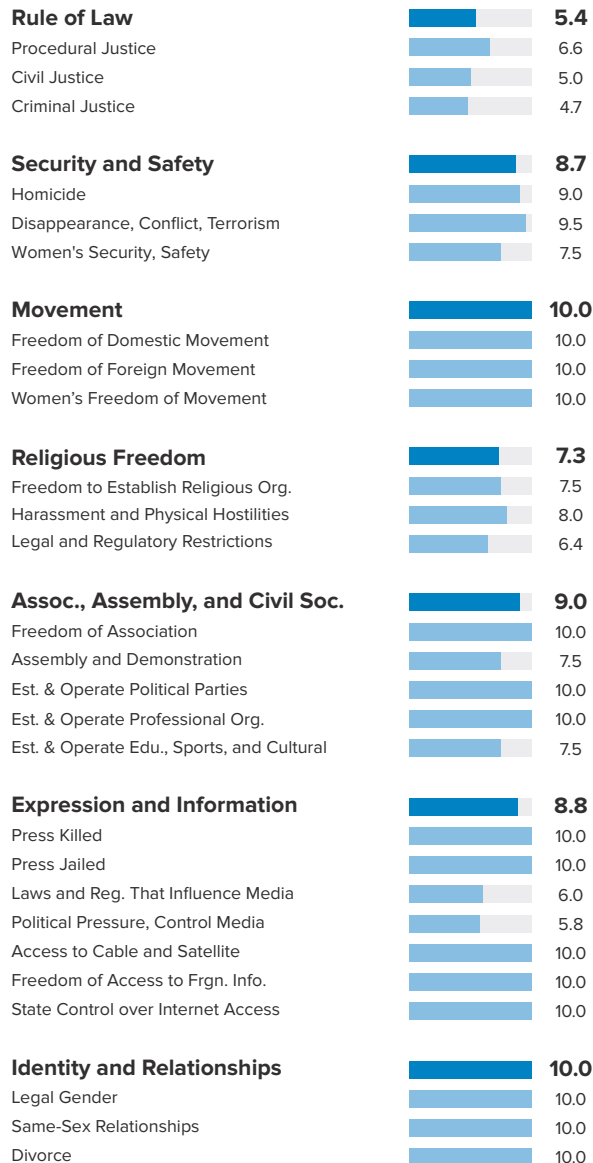
Score

7.65

Personal Freedom

43/162 Ranking

Score 8.04



Economic Freedom

54/162 Ranking

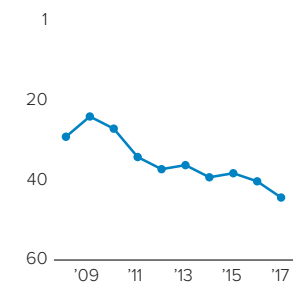
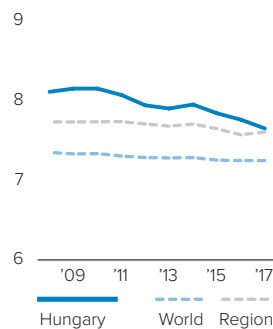
Score 7.27



Human Freedom

Score over Time

Ranking over Time



HUNGARY

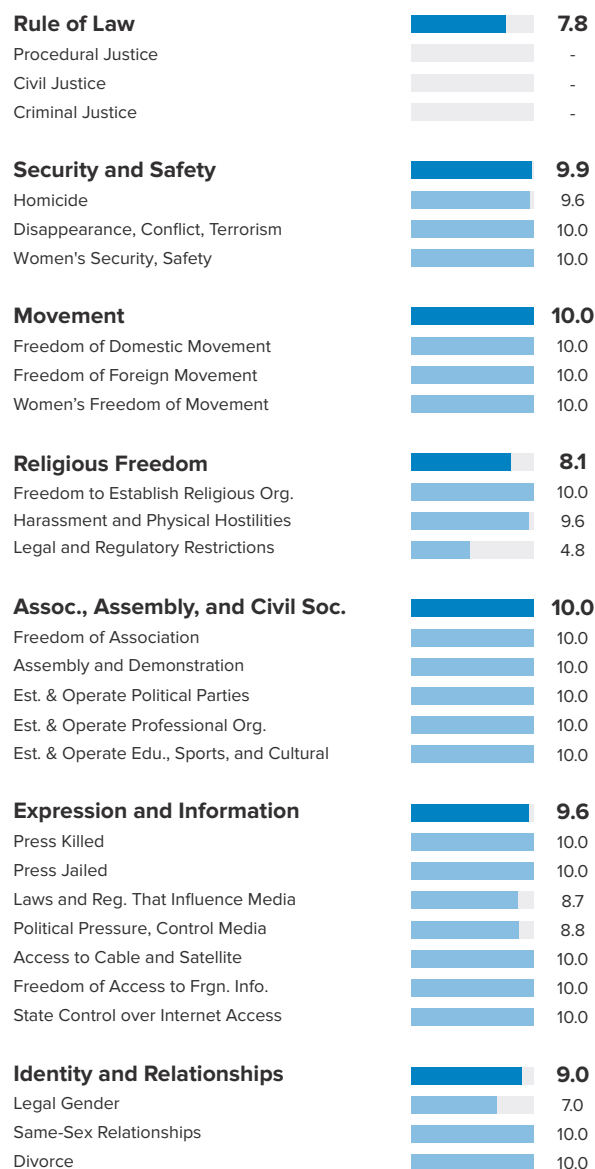
EASTERN EUROPE

	2008	2009	2010	2011	2012	2013	2014	2015	2016	2017
Human Freedom Ranking	8.11 30	8.15 25	8.15 28	8.07 35	7.94 38	7.90 37	7.95 40	7.84 39	7.76 41	7.65 45
Economic Freedom	7.33	7.41	7.43	7.44	7.36	7.27	7.34	7.23	7.26	7.27
Personal Freedom	8.89	8.89	8.88	8.71	8.52	8.53	8.57	8.44	8.26	8.04
Rule of Law	6.4	6.4	6.4	6.4	5.7	5.7	6.0	5.9	5.4	5.4
Procedural Justice	7.4	7.4	7.4	7.4	6.8	6.8	7.2	6.9	6.6	6.6
Civil Justice	5.5	5.5	5.5	5.5	4.9	4.9	5.3	5.2	5.0	5.0
Criminal Justice	6.4	6.4	6.4	6.4	5.4	5.4	5.5	5.4	4.7	4.7
Security and Safety	9.5	9.6	9.6	9.6	9.6	9.6	9.6	9.5	9.6	8.7
Homicide	9.3	9.4	9.4	9.4	9.5	9.4	9.4	9.1	9.2	9.0
Disappearance, Conflict, Terrorism	9.5	9.5	9.5	9.5	9.5	9.5	9.5	9.5	9.5	9.5
Women's Security, Safety	9.8	9.8	9.8	9.8	9.8	10.0	10.0	10.0	10.0	7.5
Movement	10.0	10.0	10.0	10.0	10.0	10.0	10.0	10.0	10.0	10.0
Freedom of Domestic Movement	10.0	10.0	10.0	10.0	10.0	10.0	10.0	10.0	10.0	10.0
Freedom of Foreign Movement	10.0	10.0	10.0	10.0	10.0	10.0	10.0	10.0	10.0	10.0
Women's Freedom of Movement	10.0	10.0	10.0	10.0	10.0	10.0	10.0	10.0	10.0	10.0
Religious Freedom	9.7	9.7	9.7	9.0	8.8	8.7	8.6	8.0	7.3	7.3
Freedom to Establish Religious Org.	10.0	10.0	10.0	8.8	8.8	8.8	7.5	7.5	7.5	7.5
Harassment and Physical Hostilities	9.7	9.6	9.8	9.6	9.3	8.9	9.4	8.4	8.0	8.0
Legal and Regulatory Restrictions	9.4	9.4	9.4	8.6	8.3	8.3	8.8	8.2	6.4	6.4
Assoc., Assembly, and Civil Society	10.0	10.0	10.0	9.3	9.3	9.3	9.0	9.0	9.0	9.0
Freedom of Association	10.0	10.0	10.0	10.0	10.0	10.0	10.0	10.0	10.0	10.0
Assembly and Demonstration	10.0	10.0	10.0	10.0	10.0	10.0	7.5	7.5	7.5	7.5
Est. & Operate Political Parties	10.0	10.0	10.0	8.8	8.8	8.8	10.0	10.0	10.0	10.0
Est. & Operate Professional Organizations	10.0	10.0	10.0	8.8	8.8	8.8	10.0	10.0	10.0	10.0
Est. & Operate Edu., Sporting, and Cultural	10.0	10.0	10.0	8.8	8.8	8.8	7.5	7.5	7.5	7.5
Expression and Information	9.4	9.3	9.1	9.0	9.0	9.0	9.0	8.9	8.8	8.8
Press Killed	10.0	10.0	10.0	10.0	10.0	10.0	10.0	10.0	10.0	10.0
Press Jailed	10.0	10.0	10.0	10.0	10.0	10.0	10.0	10.0	10.0	10.0
Laws and Reg. That Influence Media	8.3	7.7	6.7	6.0	6.0	6.3	6.3	6.0	6.0	6.0
Political Pressure, Control Media	7.8	7.8	7.3	6.8	6.8	6.8	6.5	6.3	5.8	5.8
Access to Cable and Satellite	10.0	10.0	10.0	10.0	10.0	10.0	10.0	10.0	10.0	10.0
Freedom of Access to Frgn. Info.	10.0	10.0	10.0	10.0	10.0	10.0	10.0	10.0	10.0	10.0
State Control over Internet Access	10.0	10.0	10.0	10.0	10.0	10.0	10.0	10.0	10.0	10.0
Identity and Relationships	10.0	10.0	10.0	10.0	10.0	10.0	10.0	10.0	10.0	10.0
Legal Gender	-	-	-	-	-	-	-	10.0	10.0	10.0
Same-Sex Relationships	10.0	10.0	10.0	10.0	10.0	10.0	10.0	10.0	10.0	10.0
Divorce	10.0	10.0	10.0	10.0	10.0	10.0	10.0	10.0	10.0	10.0

Personal Freedom

13/162 Ranking

Score 9.08



Economic Freedom

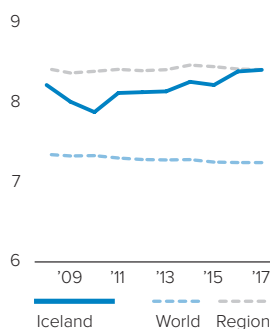
23/162 Ranking

Score 7.74

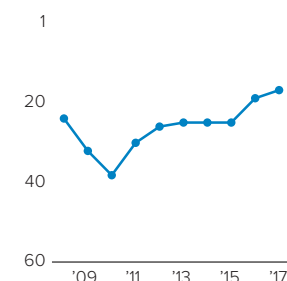


Human Freedom

Score over Time



Ranking over Time



ICELAND

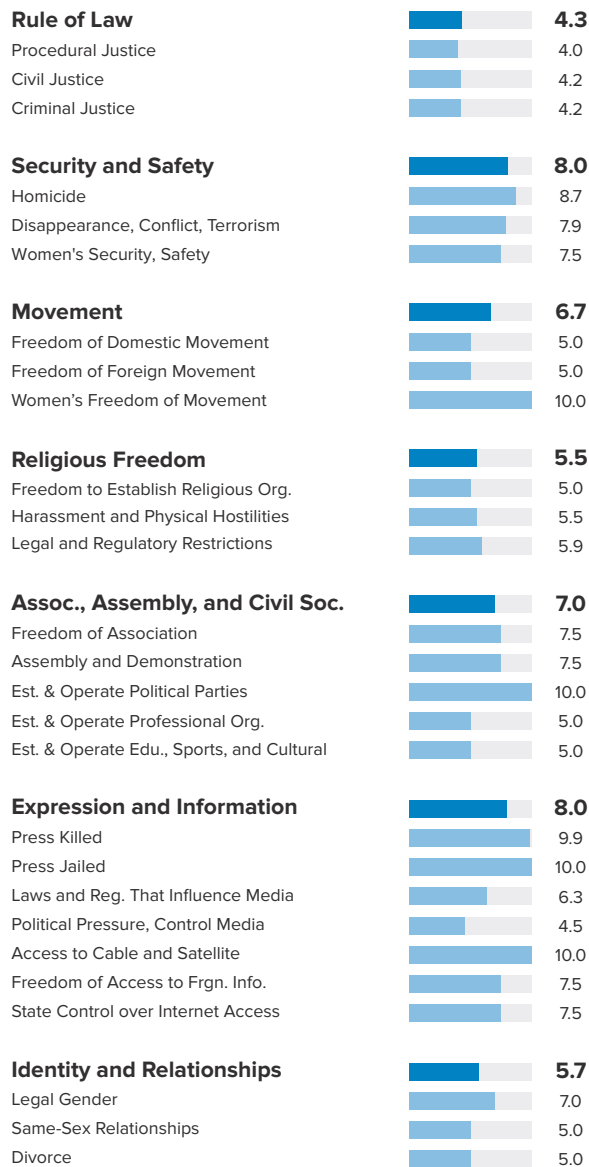
WESTERN EUROPE

	2008	2009	2010	2011	2012	2013	2014	2015	2016	2017
Human Freedom Ranking	8.22	8.01	7.88	8.12	8.13	8.14	8.26	8.22	8.39	8.41
	25	33	39	31	27	26	26	26	20	18
Economic Freedom	7.17	6.77	6.56	6.93	7.00	7.03	7.29	7.31	7.72	7.74
Personal Freedom	9.27	9.26	9.20	9.31	9.27	9.24	9.23	9.13	9.06	9.08
Rule of Law	8.0	7.8	7.8	7.8	7.7	7.7	7.7	7.9	7.6	7.8
Procedural Justice	-	-	-	-	-	-	-	-	-	-
Civil Justice	-	-	-	-	-	-	-	-	-	-
Criminal Justice	-	-	-	-	-	-	-	-	-	-
Security and Safety	10.0	10.0	9.9	9.9	10.0	10.0	9.9	9.9	10.0	9.9
Homicide	9.9	9.9	9.8	9.6	9.9	9.9	9.8	9.6	9.9	9.6
Disappearance, Conflict, Terrorism	10.0	10.0	10.0	10.0	10.0	10.0	10.0	10.0	10.0	10.0
Women's Security, Safety	10.0	10.0	10.0	10.0	10.0	10.0	10.0	10.0	10.0	10.0
Movement	10.0	10.0	10.0	10.0	10.0	10.0	10.0	10.0	10.0	10.0
Freedom of Domestic Movement	10.0	10.0	10.0	10.0	10.0	10.0	10.0	10.0	10.0	10.0
Freedom of Foreign Movement	10.0	10.0	10.0	10.0	10.0	10.0	10.0	10.0	10.0	10.0
Women's Freedom of Movement	10.0	10.0	10.0	10.0	10.0	10.0	10.0	10.0	10.0	10.0
Religious Freedom	8.5	8.8	8.5	9.2	8.9	8.6	8.7	8.1	8.1	8.1
Freedom to Establish Religious Org.	-	-	-	10.0	10.0	10.0	10.0	10.0	10.0	10.0
Harassment and Physical Hostilities	8.7	9.2	8.7	8.8	8.6	8.8	8.9	9.2	9.6	9.6
Legal and Regulatory Restrictions	8.3	8.5	8.3	8.7	8.0	7.0	7.0	5.1	4.8	4.8
Assoc., Assembly, and Civil Society	-	-	-	10.0	10.0	10.0	10.0	10.0	10.0	10.0
Freedom of Association	-	-	-	10.0	10.0	10.0	10.0	10.0	10.0	10.0
Assembly and Demonstration	-	-	-	10.0	10.0	10.0	10.0	10.0	10.0	10.0
Est. & Operate Political Parties	-	-	-	10.0	10.0	10.0	10.0	10.0	10.0	10.0
Est. & Operate Professional Organizations	-	-	-	10.0	10.0	10.0	10.0	10.0	10.0	10.0
Est. & Operate Edu., Sporting, and Cultural	-	-	-	10.0	10.0	10.0	10.0	10.0	10.0	10.0
Expression and Information	9.7	9.6	9.6	9.7	9.7	9.7	9.6	9.6	9.6	9.6
Press Killed	10.0	10.0	10.0	10.0	10.0	10.0	10.0	10.0	10.0	10.0
Press Jailed	10.0	10.0	10.0	10.0	10.0	10.0	10.0	10.0	10.0	10.0
Laws and Reg. That Influence Media	9.7	9.7	9.7	9.0	9.0	9.0	8.7	8.7	8.7	8.7
Political Pressure, Control Media	9.0	8.8	8.8	8.8	8.8	9.0	8.5	8.8	8.8	8.8
Access to Cable and Satellite	-	-	-	10.0	10.0	10.0	10.0	10.0	10.0	10.0
Freedom of Access to Frgn. Info.	-	-	-	10.0	10.0	10.0	10.0	10.0	10.0	10.0
State Control over Internet Access	-	-	-	10.0	10.0	10.0	10.0	10.0	10.0	10.0
Identity and Relationships	10.0	10.0	10.0	10.0	10.0	10.0	10.0	9.0	9.0	9.0
Legal Gender	-	-	-	-	-	-	-	7.0	7.0	7.0
Same-Sex Relationships	10.0	10.0	10.0	10.0	10.0	10.0	10.0	10.0	10.0	10.0
Divorce	10.0	10.0	10.0	10.0	10.0	10.0	10.0	10.0	10.0	10.0

Personal Freedom

108/162 Ranking

Score 6.37



Economic Freedom

79/162 Ranking

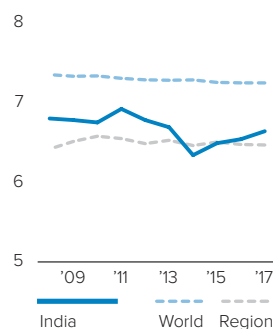
Score 6.91



Human Freedom

Score over Time

Ranking over Time



INDIA

SOUTH ASIA

	2008	2009	2010	2011	2012	2013	2014	2015	2016	2017
Human Freedom Ranking	6.80	6.78	6.75	6.92	6.78	6.69	6.34	6.49	6.54	6.64
	87	89	93	83	86	96	114	106	102	94
Economic Freedom	6.64	6.57	6.53	6.66	6.63	6.44	6.32	6.69	6.72	6.91
Personal Freedom	6.96	6.98	6.97	7.18	6.93	6.93	6.35	6.29	6.37	6.37
Rule of Law	4.3	4.3	4.3	4.3	4.1	4.1	4.4	4.2	4.3	4.3
Procedural Justice	4.1	4.1	4.1	4.1	4.1	4.1	4.3	4.2	4.0	4.0
Civil Justice	4.5	4.5	4.5	4.5	3.9	3.9	4.2	4.3	4.2	4.2
Criminal Justice	4.4	4.4	4.4	4.4	4.5	4.5	4.7	4.1	4.2	4.2
Security and Safety	7.6	7.6	7.6	7.6	7.6	7.7	7.7	7.7	8.0	8.0
Homicide	8.5	8.5	8.5	8.5	8.5	8.6	8.5	8.6	8.7	8.7
Disappearance, Conflict, Terrorism	6.8	6.9	6.9	6.9	6.9	6.9	6.9	6.9	7.9	7.9
Women's Security, Safety	7.5	7.5	7.5	7.5	7.5	7.5	7.5	7.5	7.5	7.5
Movement	6.7	6.7	6.7	8.3	6.7	6.7	6.7	6.7	6.7	6.7
Freedom of Domestic Movement	5.0	5.0	5.0	5.0	5.0	5.0	5.0	5.0	5.0	5.0
Freedom of Foreign Movement	10.0	10.0	10.0	10.0	5.0	5.0	5.0	5.0	5.0	5.0
Women's Freedom of Movement	5.0	5.0	5.0	10.0	10.0	10.0	10.0	10.0	10.0	10.0
Religious Freedom	8.5	8.5	8.4	8.5	8.2	8.2	6.7	5.9	5.5	5.5
Freedom to Establish Religious Org.	10.0	10.0	10.0	10.0	10.0	10.0	5.0	5.0	5.0	5.0
Harassment and Physical Hostilities	9.3	9.4	9.4	9.3	9.3	9.2	9.1	6.2	5.5	5.5
Legal and Regulatory Restrictions	6.0	6.0	5.7	6.4	5.3	5.4	6.0	6.5	5.9	5.9
Assoc., Assembly, and Civil Society	8.8	8.8	8.8	9.8	9.8	9.8	7.0	7.0	7.0	7.0
Freedom of Association	10.0	10.0	10.0	10.0	10.0	10.0	7.5	7.5	7.5	7.5
Assembly and Demonstration	7.5	7.5	7.5	10.0	10.0	10.0	7.5	7.5	7.5	7.5
Est. & Operate Political Parties	10.0	10.0	10.0	10.0	10.0	10.0	10.0	10.0	10.0	10.0
Est. & Operate Professional Organizations	8.3	8.3	8.3	8.8	8.8	8.8	5.0	5.0	5.0	5.0
Est. & Operate Edu., Sporting, and Cultural	8.3	8.3	8.3	10.0	10.0	10.0	5.0	5.0	5.0	5.0
Expression and Information	8.4	8.6	8.5	7.8	7.8	7.7	8.0	8.0	8.0	8.0
Press Killed	9.9	10.0	9.9	9.9	9.9	9.8	9.9	9.9	9.9	9.9
Press Jailed	10.0	10.0	10.0	10.0	10.0	10.0	10.0	10.0	10.0	10.0
Laws and Reg. That Influence Media	6.7	7.0	7.0	7.0	6.7	6.7	6.3	6.3	6.3	6.3
Political Pressure, Control Media	5.8	6.3	5.8	5.3	5.3	5.0	5.0	4.8	4.5	4.5
Access to Cable and Satellite	10.0	10.0	10.0	7.5	7.5	7.5	10.0	10.0	10.0	10.0
Freedom of Access to Frgn. Info.	6.7	6.7	6.7	5.0	5.0	5.0	7.5	7.5	7.5	7.5
State Control over Internet Access	10.0	10.0	10.0	10.0	10.0	10.0	7.5	7.5	7.5	7.5
Identity and Relationships	7.5	7.5	7.5	7.5	7.5	7.5	5.0	5.7	5.7	5.7
Legal Gender	-	-	-	-	-	-	-	7.0	7.0	7.0
Same-Sex Relationships	10.0	10.0	10.0	10.0	10.0	10.0	5.0	5.0	5.0	5.0
Divorce	5.0	5.0	5.0	5.0	5.0	5.0	5.0	5.0	5.0	5.0

INDONESIA

SOUTH ASIA

Ranking

81

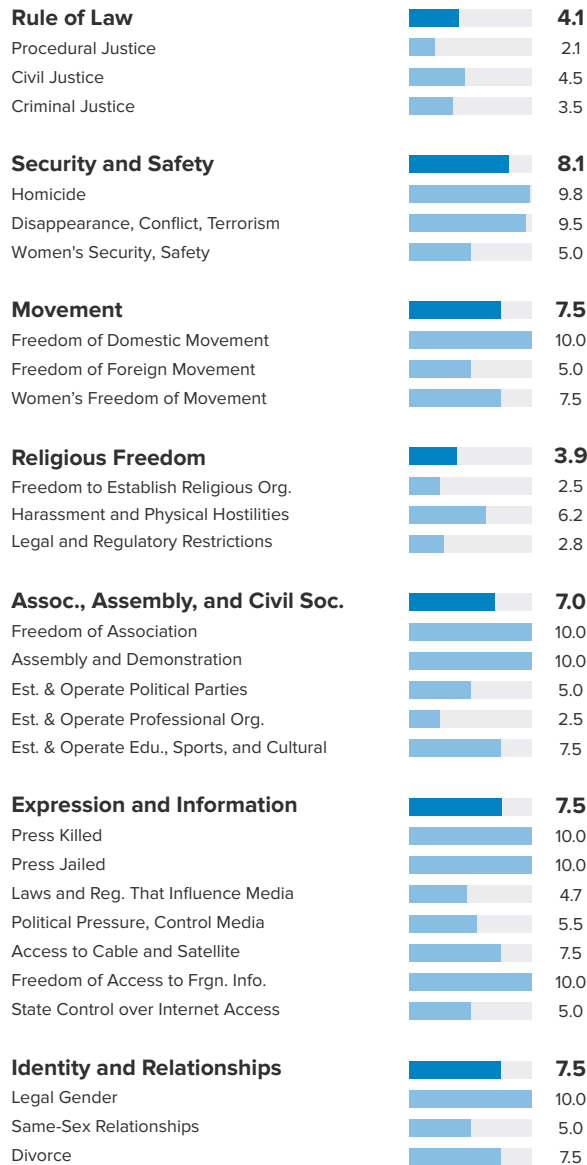
Score

6.83

Personal Freedom

105/162 Ranking

Score 6.38



Economic Freedom

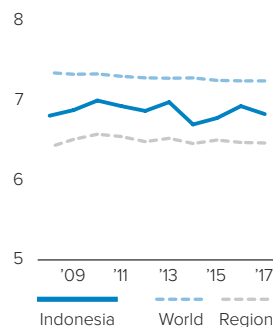
54/162 Ranking

Score 7.27

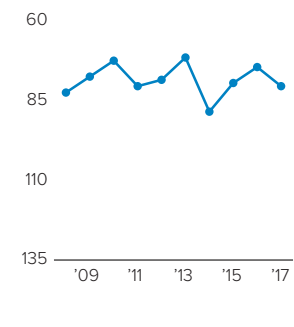


Human Freedom

Score over Time



Ranking over Time



INDONESIA

SOUTH ASIA

	2008	2009	2010	2011	2012	2013	2014	2015	2016	2017
Human Freedom Ranking	6.81	6.88	7.00	6.93	6.87	6.98	6.70	6.78	6.93	6.83
	83	78	73	81	79	72	89	80	75	81
Economic Freedom	6.52	6.65	6.90	6.93	6.89	7.08	7.09	7.09	7.27	7.27
Personal Freedom	7.10	7.12	7.09	6.94	6.85	6.87	6.31	6.47	6.59	6.38
Rule of Law	4.6	4.6	4.6	4.6	4.2	4.2	4.0	4.1	4.1	4.1
Procedural Justice	4.5	4.5	4.5	4.5	4.4	4.4	4.1	4.2	2.1	2.1
Civil Justice	4.9	4.9	4.9	4.9	4.7	4.7	4.3	4.3	4.5	4.5
Criminal Justice	4.5	4.5	4.5	4.5	3.7	3.7	3.5	3.8	3.5	3.5
Security and Safety	8.8	8.8	8.8	8.9	8.9	8.9	8.6	8.9	8.9	8.1
Homicide	9.8	9.8	9.8	9.8	9.8	9.8	9.8	9.8	9.8	9.8
Disappearance, Conflict, Terrorism	9.5	9.5	9.5	9.5	9.5	9.5	8.5	9.5	9.5	9.5
Women's Security, Safety	7.0	7.0	7.0	7.5	7.5	7.5	7.5	7.5	7.5	5.0
Movement	8.3	8.3	8.3	6.7	6.7	6.7	6.7	6.7	8.3	7.5
Freedom of Domestic Movement	10.0	10.0	10.0	5.0	10.0	10.0	10.0	10.0	10.0	10.0
Freedom of Foreign Movement	10.0	10.0	10.0	10.0	5.0	5.0	5.0	5.0	10.0	5.0
Women's Freedom of Movement	5.0	5.0	5.0	5.0	5.0	5.0	5.0	5.0	5.0	7.5
Religious Freedom	5.6	5.7	5.4	7.1	7.1	7.3	5.5	4.3	3.9	3.9
Freedom to Establish Religious Org.	4.2	4.2	4.2	8.8	8.8	8.8	2.5	2.5	2.5	2.5
Harassment and Physical Hostilities	6.4	6.4	5.9	6.2	6.1	6.4	7.0	6.3	6.2	6.2
Legal and Regulatory Restrictions	6.1	6.5	6.2	6.2	6.5	6.7	7.1	4.1	2.8	2.8
Assoc., Assembly, and Civil Society	7.8	7.8	7.8	9.0	9.0	9.0	7.0	7.0	7.0	7.0
Freedom of Association	7.5	7.5	7.5	10.0	10.0	10.0	10.0	10.0	10.0	10.0
Assembly and Demonstration	7.5	7.5	7.5	10.0	10.0	10.0	10.0	10.0	10.0	10.0
Est. & Operate Political Parties	7.1	7.1	7.1	8.8	8.8	8.8	5.0	5.0	5.0	5.0
Est. & Operate Professional Organizations	7.1	7.1	7.1	7.5	7.5	7.5	2.5	2.5	2.5	2.5
Est. & Operate Edu., Sporting, and Cultural	10.0	10.0	10.0	8.8	8.8	8.8	7.5	7.5	7.5	7.5
Expression and Information	8.4	8.4	8.4	7.9	7.9	7.9	7.5	7.5	7.5	7.5
Press Killed	10.0	9.9	9.6	10.0	9.9	10.0	10.0	10.0	10.0	10.0
Press Jailed	10.0	10.0	10.0	10.0	10.0	10.0	10.0	10.0	10.0	10.0
Laws and Reg. That Influence Media	4.0	4.0	4.0	4.7	4.7	4.7	4.7	4.7	4.7	4.7
Political Pressure, Control Media	4.8	5.3	5.0	5.5	5.5	5.5	5.5	5.5	5.5	5.5
Access to Cable and Satellite	10.0	10.0	10.0	10.0	10.0	10.0	7.5	7.5	7.5	7.5
Freedom of Access to Frgn. Info.	10.0	10.0	10.0	7.5	7.5	7.5	10.0	10.0	10.0	10.0
State Control over Internet Access	10.0	10.0	10.0	7.5	7.5	7.5	5.0	5.0	5.0	5.0
Identity and Relationships	7.5	7.5	7.5	5.0	5.0	5.0	5.0	6.7	6.7	7.5
Legal Gender	-	-	-	-	-	-	-	10.0	10.0	10.0
Same-Sex Relationships	10.0	10.0	10.0	5.0	5.0	5.0	5.0	5.0	5.0	5.0
Divorce	5.0	5.0	5.0	5.0	5.0	5.0	5.0	5.0	5.0	7.5

IRAN

MIDDLE EAST & NORTH AFRICA

Ranking

154

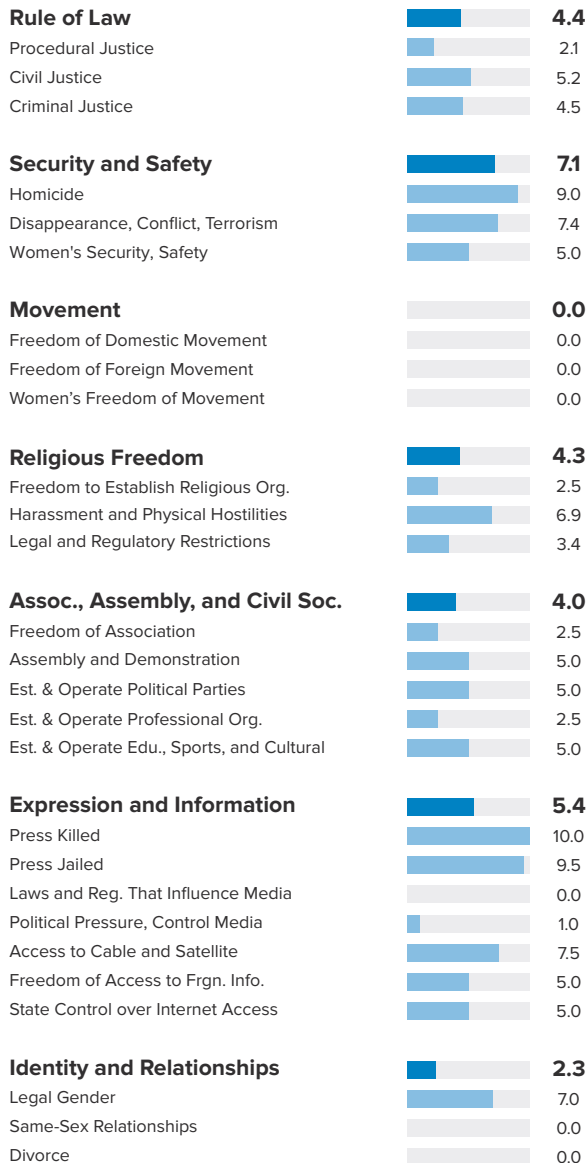
Score

5.10

Personal Freedom

156/162 Ranking

Score 4.48



Economic Freedom

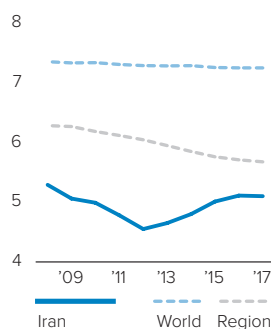
143/162 Ranking

Score 5.72

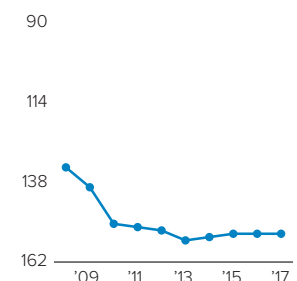


Human Freedom

Score over Time



Ranking over Time



IRAN

MIDDLE EAST & NORTH AFRICA

	2008	2009	2010	2011	2012	2013	2014	2015	2016	2017
Human Freedom Ranking	5.29	5.06	4.99	4.78	4.55	4.65	4.80	5.01	5.11	5.10
	134	140	151	152	153	156	155	154	154	154
Economic Freedom	5.75	5.59	5.54	5.41	5.07	5.36	5.48	5.59	5.74	5.72
Personal Freedom	4.83	4.54	4.44	4.15	4.03	3.94	4.12	4.44	4.48	4.48
Rule of Law	4.3	4.3	4.3	4.3	3.8	3.8	3.9	4.3	4.4	4.4
Procedural Justice	2.2	2.2	2.2	2.2	1.9	1.9	2.1	3.1	2.1	2.1
Civil Justice	6.2	6.2	6.2	6.2	5.6	5.6	5.6	5.5	5.2	5.2
Criminal Justice	4.5	4.5	4.5	4.5	3.8	3.8	3.9	4.3	4.5	4.5
Security and Safety	8.0	7.5	7.5	7.2	7.2	6.8	6.8	6.8	6.8	7.1
Homicide	8.8	8.8	8.8	8.9	8.9	8.9	9.0	9.0	9.0	9.0
Disappearance, Conflict, Terrorism	7.7	6.2	6.1	6.3	6.5	6.5	6.5	6.5	6.5	7.4
Women's Security, Safety	7.5	7.5	7.5	6.3	6.3	5.0	5.0	5.0	5.0	5.0
Movement	1.7	1.7	1.7	0.0	0.0	0.0	0.0	0.0	0.0	0.0
Freedom of Domestic Movement	0.0	0.0	0.0	0.0	0.0	0.0	0.0	0.0	0.0	0.0
Freedom of Foreign Movement	0.0	0.0	0.0	0.0	0.0	0.0	0.0	0.0	0.0	0.0
Women's Freedom of Movement	5.0	5.0	5.0	0.0	0.0	0.0	0.0	0.0	0.0	0.0
Religious Freedom	5.8	5.4	5.0	5.0	5.1	5.0	4.3	4.3	4.3	4.3
Freedom to Establish Religious Org.	-	-	-	5.0	5.0	5.0	2.5	2.5	2.5	2.5
Harassment and Physical Hostilities	7.5	6.6	6.3	6.1	6.2	6.2	6.5	7.0	6.9	6.9
Legal and Regulatory Restrictions	4.2	4.2	3.7	3.9	4.0	3.7	3.7	3.4	3.4	3.4
Assoc., Assembly, and Civil Society	-	-	-	3.0	3.0	3.0	4.0	4.0	4.0	4.0
Freedom of Association	-	-	-	5.0	5.0	5.0	2.5	2.5	2.5	2.5
Assembly and Demonstration	-	-	-	2.5	2.5	2.5	5.0	5.0	5.0	5.0
Est. & Operate Political Parties	-	-	-	2.5	2.5	2.5	5.0	5.0	5.0	5.0
Est. & Operate Professional Organizations	-	-	-	2.5	2.5	2.5	2.5	2.5	2.5	2.5
Est. & Operate Edu., Sporting, and Cultural	-	-	-	2.5	2.5	2.5	5.0	5.0	5.0	5.0
Expression and Information	5.3	4.4	4.0	3.6	3.5	3.8	5.0	5.2	5.4	5.4
Press Killed	10.0	9.5	10.0	10.0	9.6	10.0	10.0	10.0	10.0	10.0
Press Jailed	9.3	6.9	5.4	4.4	4.1	5.5	6.2	7.6	9.0	9.5
Laws and Reg. That Influence Media	0.3	0.0	0.0	0.0	0.0	0.0	0.0	0.0	0.0	0.0
Political Pressure, Control Media	1.5	1.0	0.8	0.5	0.5	1.0	1.0	1.0	1.0	1.0
Access to Cable and Satellite	-	-	-	5.0	5.0	5.0	7.5	7.5	7.5	7.5
Freedom of Access to Frgn. Info.	-	-	-	2.5	2.5	2.5	5.0	5.0	5.0	5.0
State Control over Internet Access	-	-	-	2.5	2.5	2.5	5.0	5.0	5.0	5.0
Identity and Relationships	1.3	1.3	1.3	1.3	1.3	1.3	1.3	3.2	3.2	2.3
Legal Gender	-	-	-	-	-	-	-	7.0	7.0	7.0
Same-Sex Relationships	0.0	0.0	0.0	0.0	0.0	0.0	0.0	0.0	0.0	0.0
Divorce	2.5	2.5	2.5	2.5	2.5	2.5	2.5	2.5	2.5	0.0

Personal Freedom

160/162 Ranking

Score 3.47

Rule of Law 2.6

Procedural Justice	-
Civil Justice	-
Criminal Justice	-

Security and Safety 3.6

Homicide	6.1
Disappearance, Conflict, Terrorism	0.0
Women's Security, Safety	4.6

Movement 4.2

Freedom of Domestic Movement	5.0
Freedom of Foreign Movement	5.0
Women's Freedom of Movement	2.5

Religious Freedom 5.3

Freedom to Establish Religious Org.	7.5
Harassment and Physical Hostilities	5.2
Legal and Regulatory Restrictions	3.2

Assoc., Assembly, and Civil Soc. 4.5

Freedom of Association	5.0
Assembly and Demonstration	7.5
Est. & Operate Political Parties	5.0
Est. & Operate Professional Org.	2.5
Est. & Operate Edu., Sports, and Cultural	2.5

Expression and Information 5.4

Press Killed	1.3
Press Jailed	9.7
Laws and Reg. That Influence Media	2.3
Political Pressure, Control Media	2.0
Access to Cable and Satellite	7.5
Freedom of Access to Frgn. Info.	7.5
State Control over Internet Access	7.5

Identity and Relationships 0.0

Legal Gender	-
Same-Sex Relationships	0.0
Divorce	0.0

Economic Freedom

153/162 Ranking

Score 5.21

Size of Government 5.0

Government Consumption	4.3
Transfers and Subsidies	8.3
Government Enterprises	0.0
Top Marginal Tax Rate	9.0
State Ownership of Assets	3.7

Legal System and Prop. Rights 2.8

Judicial Independence	-
Impartial Courts	2.7
Protection of Prop. Rights	-
Military Interference	0.0
Integrity of the Legal System	2.5
Legal Enforcement of Contracts	4.8
Regulatory Costs	6.7
Reliability of Police	-
Business Costs of Crimes	-

Sound Money 7.1

Money Growth	6.0
Standard Deviation of Inflation	4.6
Inflation: Most Recent Year	8.0
Freedom to Own Frgn. Currency	10.0

Freedom to Trade Int'l 5.5

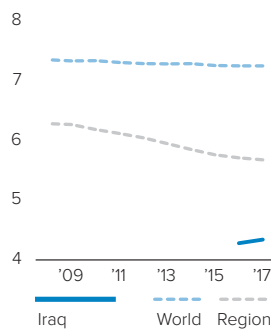
Tariffs	9.7
Regulatory Trade Barriers	3.6
Black-Market Exchange Rates	7.7
Movement of Capital and People	1.2

Regulation 5.5

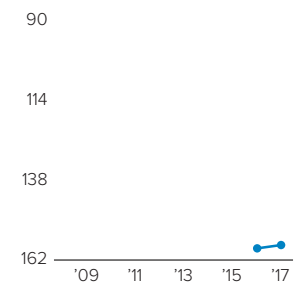
Credit Market Regulations	4.5
Labor Market Regulations	6.2
Business Regulations	5.8

Human Freedom

Score over Time



Ranking over Time

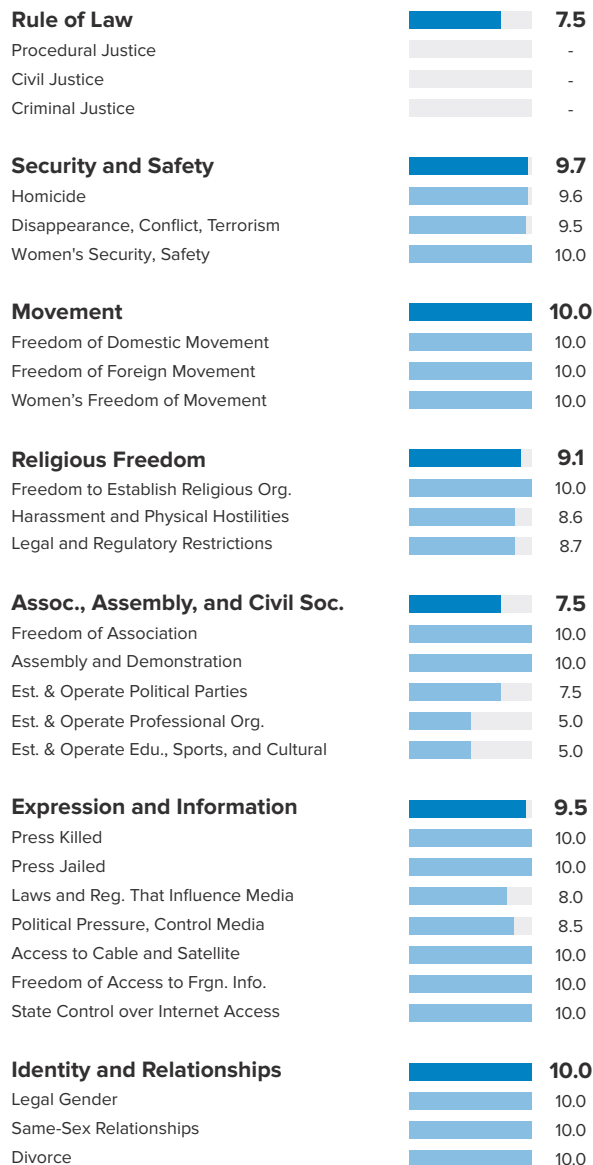


	2008	2009	2010	2011	2012	2013	2014	2015	2016	2017
Human Freedom	-	-	-	-	-	-	-	-	4.28	4.34
Ranking	-	-	-	-	-	-	-	-	159	158
Economic Freedom	-	-	-	-	-	-	-	-	5.34	5.21
Personal Freedom	-	-	-	-	-	-	-	-	3.21	3.47
Rule of Law	-	-	-	-	-	-	-	-	2.6	2.6
Procedural Justice	-	-	-	-	-	-	-	-	-	-
Civil Justice	-	-	-	-	-	-	-	-	-	-
Criminal Justice	-	-	-	-	-	-	-	-	-	-
Security and Safety	-	-	-	-	-	-	-	-	3.6	3.6
Homicide	-	-	-	-	-	-	-	-	6.1	6.1
Disappearance, Conflict, Terrorism	-	-	-	-	-	-	-	-	0.0	0.0
Women's Security, Safety	-	-	-	-	-	-	-	-	4.6	4.6
Movement	-	-	-	-	-	-	-	-	1.7	4.2
Freedom of Domestic Movement	-	-	-	-	-	-	-	-	5.0	5.0
Freedom of Foreign Movement	-	-	-	-	-	-	-	-	0.0	5.0
Women's Freedom of Movement	-	-	-	-	-	-	-	-	0.0	2.5
Religious Freedom	-	-	-	-	-	-	-	-	5.3	5.3
Freedom to Establish Religious Org.	-	-	-	-	-	-	-	-	7.5	7.5
Harassment and Physical Hostilities	-	-	-	-	-	-	-	-	5.2	5.2
Legal and Regulatory Restrictions	-	-	-	-	-	-	-	-	3.2	3.2
Assoc., Assembly, and Civil Society	-	-	-	-	-	-	-	-	4.5	4.5
Freedom of Association	-	-	-	-	-	-	-	-	5.0	5.0
Assembly and Demonstration	-	-	-	-	-	-	-	-	7.5	7.5
Est. & Operate Political Parties	-	-	-	-	-	-	-	-	5.0	5.0
Est. & Operate Professional Organizations	-	-	-	-	-	-	-	-	2.5	2.5
Est. & Operate Edu., Sporting, and Cultural	-	-	-	-	-	-	-	-	2.5	2.5
Expression and Information	-	-	-	-	-	-	-	-	5.3	5.4
Press Killed	-	-	-	-	-	-	-	-	0.1	1.3
Press Jailed	-	-	-	-	-	-	-	-	10.0	9.7
Laws and Reg. That Influence Media	-	-	-	-	-	-	-	-	2.3	2.3
Political Pressure, Control Media	-	-	-	-	-	-	-	-	2.0	2.0
Access to Cable and Satellite	-	-	-	-	-	-	-	-	7.5	7.5
Freedom of Access to Frgn. Info.	-	-	-	-	-	-	-	-	7.5	7.5
State Control over Internet Access	-	-	-	-	-	-	-	-	7.5	7.5
Identity and Relationships	-	-	-	-	-	-	-	-	0.0	0.0
Legal Gender	-	-	-	-	-	-	-	-	-	-
Same-Sex Relationships	-	-	-	-	-	-	-	-	0.0	0.0
Divorce	-	-	-	-	-	-	-	-	0.0	0.0

Personal Freedom

19/162 Ranking

Score 8.90



Economic Freedom

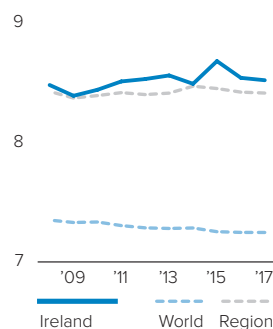
6/162 Ranking

Score 8.13

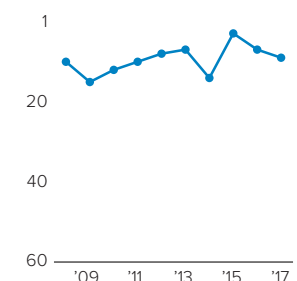


Human Freedom

Score over Time



Ranking over Time



IRELAND

WESTERN EUROPE

	2008	2009	2010	2011	2012	2013	2014	2015	2016	2017
Human Freedom Ranking	8.48	8.39	8.44	8.51	8.53	8.56	8.49	8.68	8.54	8.52
Economic Freedom	7.92	7.74	7.80	7.95	8.09	8.14	8.21	8.32	8.15	8.13
Personal Freedom	9.04	9.04	9.07	9.06	8.98	8.99	8.78	9.04	8.93	8.90
Rule of Law	7.8	7.9	7.9	7.9	7.8	7.8	7.8	8.1	7.6	7.5
Procedural Justice	-	-	-	-	-	-	-	-	-	-
Civil Justice	-	-	-	-	-	-	-	-	-	-
Criminal Justice	-	-	-	-	-	-	-	-	-	-
Security and Safety	9.7	9.7	9.7	9.7	9.7	9.7	9.7	9.8	9.7	9.7
Homicide	9.6	9.5	9.5	9.6	9.5	9.6	9.6	9.8	9.7	9.6
Disappearance, Conflict, Terrorism	9.5	9.5	9.4	9.5	9.5	9.4	9.5	9.5	9.4	9.5
Women's Security, Safety	10.0	10.0	10.0	10.0	10.0	10.0	10.0	10.0	10.0	10.0
Movement	10.0	10.0	10.0	10.0	10.0	10.0	10.0	10.0	10.0	10.0
Freedom of Domestic Movement	10.0	10.0	10.0	10.0	10.0	10.0	10.0	10.0	10.0	10.0
Freedom of Foreign Movement	10.0	10.0	10.0	10.0	10.0	10.0	10.0	10.0	10.0	10.0
Women's Freedom of Movement	10.0	10.0	10.0	10.0	10.0	10.0	10.0	10.0	10.0	10.0
Religious Freedom	7.1	7.0	7.3	7.3	6.9	7.0	7.0	8.7	9.1	9.1
Freedom to Establish Religious Org.	10.0	10.0	10.0	10.0	10.0	10.0	10.0	10.0	10.0	10.0
Harassment and Physical Hostilities	6.5	6.1	6.8	7.1	6.2	6.2	6.2	8.3	8.6	8.6
Legal and Regulatory Restrictions	4.6	4.7	5.0	4.7	4.4	4.7	4.7	7.8	8.7	8.7
Assoc., Assembly, and Civil Society	10.0	10.0	10.0	9.8	9.8	9.8	7.5	7.5	7.5	7.5
Freedom of Association	10.0	10.0	10.0	10.0	10.0	10.0	10.0	10.0	10.0	10.0
Assembly and Demonstration	10.0	10.0	10.0	10.0	10.0	10.0	10.0	10.0	10.0	10.0
Est. & Operate Political Parties	10.0	10.0	10.0	10.0	10.0	10.0	7.5	7.5	7.5	7.5
Est. & Operate Professional Organizations	10.0	10.0	10.0	8.8	8.8	8.8	5.0	5.0	5.0	5.0
Est. & Operate Edu., Sporting, and Cultural	10.0	10.0	10.0	10.0	10.0	10.0	5.0	5.0	5.0	5.0
Expression and Information	9.6	9.6	9.5	9.6	9.5	9.5	9.5	9.5	9.5	9.5
Press Killed	10.0	10.0	10.0	10.0	10.0	10.0	10.0	10.0	10.0	10.0
Press Jailed	10.0	10.0	10.0	10.0	10.0	10.0	10.0	10.0	10.0	10.0
Laws and Reg. That Influence Media	8.7	8.7	8.3	8.7	8.3	8.3	8.3	8.3	8.0	8.0
Political Pressure, Control Media	8.5	8.5	8.5	8.5	8.5	8.5	8.5	8.5	8.5	8.5
Access to Cable and Satellite	10.0	10.0	10.0	10.0	10.0	10.0	10.0	10.0	10.0	10.0
Freedom of Access to Frgn. Info.	10.0	10.0	10.0	10.0	10.0	10.0	10.0	10.0	10.0	10.0
State Control over Internet Access	10.0	10.0	10.0	10.0	10.0	10.0	10.0	10.0	10.0	10.0
Identity and Relationships	10.0	10.0	10.0	10.0	10.0	10.0	10.0	10.0	10.0	10.0
Legal Gender	-	-	-	-	-	-	-	10.0	10.0	10.0
Same-Sex Relationships	10.0	10.0	10.0	10.0	10.0	10.0	10.0	10.0	10.0	10.0
Divorce	10.0	10.0	10.0	10.0	10.0	10.0	10.0	10.0	10.0	10.0

ISRAEL

MIDDLE EAST & NORTH AFRICA

Ranking

46

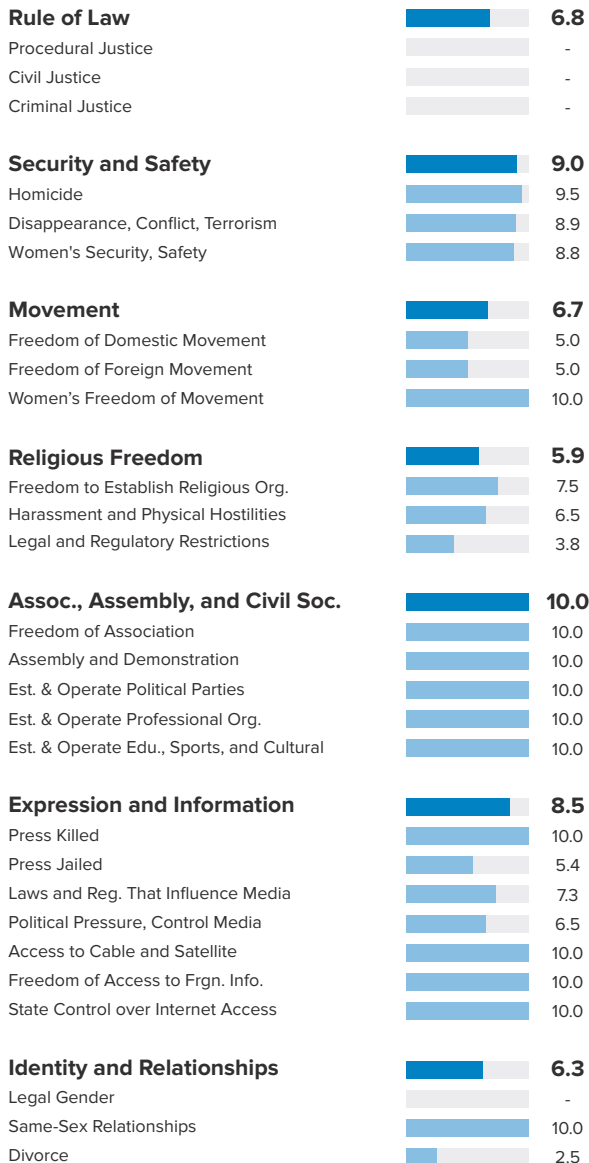
Score

7.61

Personal Freedom

53/162 Ranking

Score 7.70



Economic Freedom

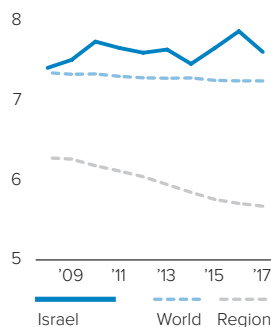
38/162 Ranking

Score 7.53

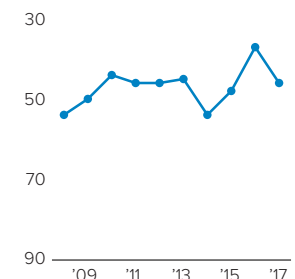


Human Freedom

Score over Time



Ranking over Time



ISRAEL

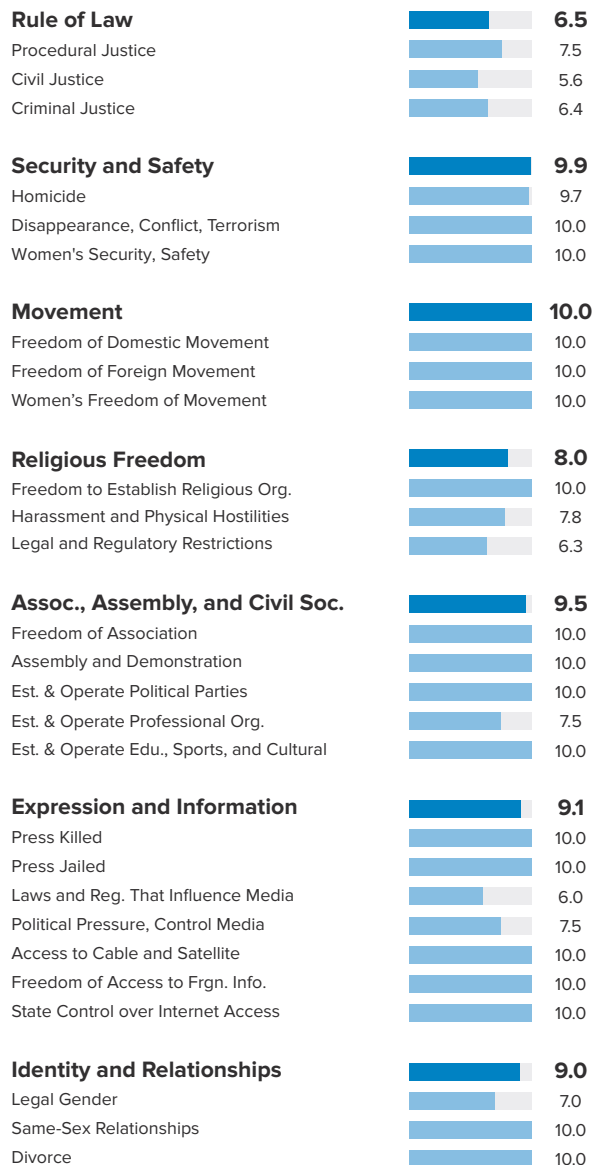
MIDDLE EAST & NORTH AFRICA

	2008	2009	2010	2011	2012	2013	2014	2015	2016	2017
Human Freedom Ranking	7.41	7.51	7.74	7.66	7.60	7.64	7.46	7.66	7.87	7.61
	54	50	44	46	46	45	54	48	37	46
Economic Freedom	7.18	7.10	7.33	7.34	7.35	7.43	7.47	7.49	7.50	7.53
Personal Freedom	7.64	7.91	8.15	7.97	7.85	7.85	7.46	7.82	8.23	7.70
Rule of Law	6.6	6.7	6.7	6.9	6.6	6.7	6.8	7.1	6.9	6.8
Procedural Justice	-	-	-	-	-	-	-	-	-	-
Civil Justice	-	-	-	-	-	-	-	-	-	-
Criminal Justice	-	-	-	-	-	-	-	-	-	-
Security and Safety	8.0	8.6	9.2	9.0	9.0	9.4	8.3	9.2	9.2	9.0
Homicide	9.2	9.3	9.2	9.2	9.3	9.4	9.4	9.5	9.5	9.5
Disappearance, Conflict, Terrorism	4.9	6.8	8.6	7.9	7.9	8.9	5.4	8.3	8.1	8.9
Women's Security, Safety	9.8	9.8	9.8	9.8	9.8	10.0	10.0	10.0	10.0	8.8
Movement	3.3	3.3	3.3	3.3	3.3	1.7	1.7	1.7	8.3	6.7
Freedom of Domestic Movement	0.0	0.0	0.0	0.0	0.0	0.0	0.0	0.0	10.0	5.0
Freedom of Foreign Movement	0.0	0.0	0.0	0.0	0.0	0.0	0.0	0.0	10.0	5.0
Women's Freedom of Movement	10.0	10.0	10.0	10.0	10.0	5.0	5.0	5.0	5.0	10.0
Religious Freedom	9.5	9.6	9.7	8.7	8.5	8.2	8.2	6.7	5.9	5.9
Freedom to Establish Religious Org.	10.0	10.0	10.0	7.5	7.5	7.5	7.5	7.5	7.5	7.5
Harassment and Physical Hostilities	9.3	9.2	9.3	9.1	8.6	8.4	8.6	7.0	6.5	6.5
Legal and Regulatory Restrictions	9.0	9.6	9.6	9.4	9.4	8.8	8.5	5.5	3.8	3.8
Assoc., Assembly, and Civil Society	9.5	9.5	9.5	9.8	9.8	9.8	10.0	10.0	10.0	10.0
Freedom of Association	10.0	10.0	10.0	10.0	10.0	10.0	10.0	10.0	10.0	10.0
Assembly and Demonstration	10.0	10.0	10.0	10.0	10.0	10.0	10.0	10.0	10.0	10.0
Est. & Operate Political Parties	8.8	8.8	8.8	10.0	10.0	10.0	10.0	10.0	10.0	10.0
Est. & Operate Professional Organizations	10.0	10.0	10.0	8.8	8.8	8.8	10.0	10.0	10.0	10.0
Est. & Operate Edu., Sporting, and Cultural	8.8	8.8	8.8	10.0	10.0	10.0	10.0	10.0	10.0	10.0
Expression and Information	7.7	8.5	9.1	8.4	8.0	8.6	7.0	9.0	7.9	8.5
Press Killed	5.4	5.5	10.0	10.0	5.8	10.0	0.0	10.0	10.0	10.0
Press Jailed	4.5	10.0	10.0	4.8	6.2	6.3	5.1	8.8	1.8	5.4
Laws and Reg. That Influence Media	7.7	7.7	7.7	7.7	7.7	7.7	7.7	7.7	7.3	7.3
Political Pressure, Control Media	6.0	6.5	6.3	6.3	6.3	6.5	6.5	6.5	6.5	6.5
Access to Cable and Satellite	10.0	10.0	10.0	10.0	10.0	10.0	10.0	10.0	10.0	10.0
Freedom of Access to Frgn. Info.	10.0	10.0	10.0	10.0	10.0	10.0	10.0	10.0	10.0	10.0
State Control over Internet Access	10.0	10.0	10.0	10.0	10.0	10.0	10.0	10.0	10.0	10.0
Identity and Relationships	10.0	10.0	10.0	10.0	10.0	10.0	10.0	10.0	10.0	6.3
Legal Gender	-	-	-	-	-	-	-	-	-	-
Same-Sex Relationships	10.0	10.0	10.0	10.0	10.0	10.0	10.0	10.0	10.0	10.0
Divorce	10.0	10.0	10.0	10.0	10.0	10.0	10.0	10.0	10.0	2.5

Personal Freedom

31/162 Ranking

Score 8.67



Economic Freedom

46/162 Ranking

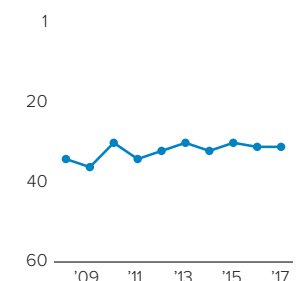
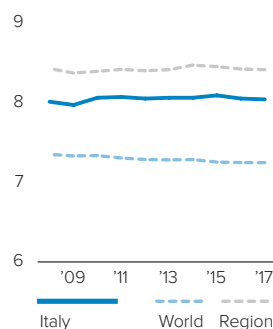
Score 7.41



Human Freedom

Score over Time

Ranking over Time



ITALY

WESTERN EUROPE

	2008	2009	2010	2011	2012	2013	2014	2015	2016	2017
Human Freedom Ranking	8.01	7.97	8.06	8.07	8.05	8.06	8.06	8.09	8.05	8.04
Economic Freedom	7.24	7.15	7.36	7.40	7.38	7.35	7.42	7.48	7.43	7.41
Personal Freedom	8.79	8.79	8.76	8.74	8.72	8.76	8.70	8.69	8.66	8.67
Rule of Law	6.7	6.7	6.7	6.7	6.7	6.7	6.6	6.6	6.5	6.5
Procedural Justice	7.8	7.8	7.8	7.8	8.0	8.0	7.9	7.6	7.5	7.5
Civil Justice	5.6	5.6	5.6	5.6	5.8	5.8	5.8	5.7	5.6	5.6
Criminal Justice	6.7	6.7	6.7	6.7	6.3	6.3	6.3	6.4	6.4	6.4
Security and Safety	9.8	9.8	9.8	9.8	9.8	9.9	9.9	9.9	9.9	9.9
Homicide	9.6	9.6	9.6	9.6	9.6	9.7	9.7	9.7	9.7	9.7
Disappearance, Conflict, Terrorism	10.0	10.0	10.0	10.0	10.0	10.0	10.0	10.0	10.0	10.0
Women's Security, Safety	9.8	9.8	9.8	9.8	9.8	10.0	10.0	10.0	10.0	10.0
Movement	10.0	10.0	10.0	10.0	10.0	10.0	10.0	10.0	10.0	10.0
Freedom of Domestic Movement	10.0	10.0	10.0	10.0	10.0	10.0	10.0	10.0	10.0	10.0
Freedom of Foreign Movement	10.0	10.0	10.0	10.0	10.0	10.0	10.0	10.0	10.0	10.0
Women's Freedom of Movement	10.0	10.0	10.0	10.0	10.0	10.0	10.0	10.0	10.0	10.0
Religious Freedom	7.6	7.6	7.3	7.2	7.0	7.1	7.1	8.2	8.0	8.0
Freedom to Establish Religious Org.	10.0	10.0	10.0	10.0	10.0	10.0	10.0	10.0	10.0	10.0
Harassment and Physical Hostilities	7.7	7.6	7.0	7.1	6.6	7.0	7.1	7.5	7.8	7.8
Legal and Regulatory Restrictions	5.1	5.2	4.9	4.4	4.3	4.4	4.4	7.1	6.3	6.3
Assoc., Assembly, and Civil Society	10.0	10.0	10.0	10.0	10.0	10.0	9.5	9.5	9.5	9.5
Freedom of Association	10.0	10.0	10.0	10.0	10.0	10.0	10.0	10.0	10.0	10.0
Assembly and Demonstration	10.0	10.0	10.0	10.0	10.0	10.0	10.0	10.0	10.0	10.0
Est. & Operate Political Parties	10.0	10.0	10.0	10.0	10.0	10.0	10.0	10.0	10.0	10.0
Est. & Operate Professional Organizations	10.0	10.0	10.0	10.0	10.0	10.0	7.5	7.5	7.5	7.5
Est. & Operate Edu., Sporting, and Cultural	10.0	10.0	10.0	10.0	10.0	10.0	10.0	10.0	10.0	10.0
Expression and Information	9.1	9.0	9.0	9.0	9.0	9.0	9.1	9.1	9.1	9.1
Press Killed	10.0	10.0	10.0	10.0	10.0	10.0	10.0	10.0	10.0	10.0
Press Jailed	10.0	10.0	10.0	10.0	9.8	9.8	10.0	10.0	10.0	10.0
Laws and Reg. That Influence Media	6.3	6.3	6.3	6.0	6.0	6.0	6.0	6.0	6.0	6.0
Political Pressure, Control Media	7.3	7.0	6.8	7.0	7.3	7.5	7.5	7.5	7.5	7.5
Access to Cable and Satellite	10.0	10.0	10.0	10.0	10.0	10.0	10.0	10.0	10.0	10.0
Freedom of Access to Frgn. Info.	10.0	10.0	10.0	10.0	10.0	10.0	10.0	10.0	10.0	10.0
State Control over Internet Access	10.0	10.0	10.0	10.0	10.0	10.0	10.0	10.0	10.0	10.0
Identity and Relationships	10.0	10.0	10.0	10.0	10.0	10.0	10.0	9.0	9.0	9.0
Legal Gender	-	-	-	-	-	-	-	7.0	7.0	7.0
Same-Sex Relationships	10.0	10.0	10.0	10.0	10.0	10.0	10.0	10.0	10.0	10.0
Divorce	10.0	10.0	10.0	10.0	10.0	10.0	10.0	10.0	10.0	10.0

JAMAICA

LATIN AMERICA & THE CARIBBEAN

Ranking

59

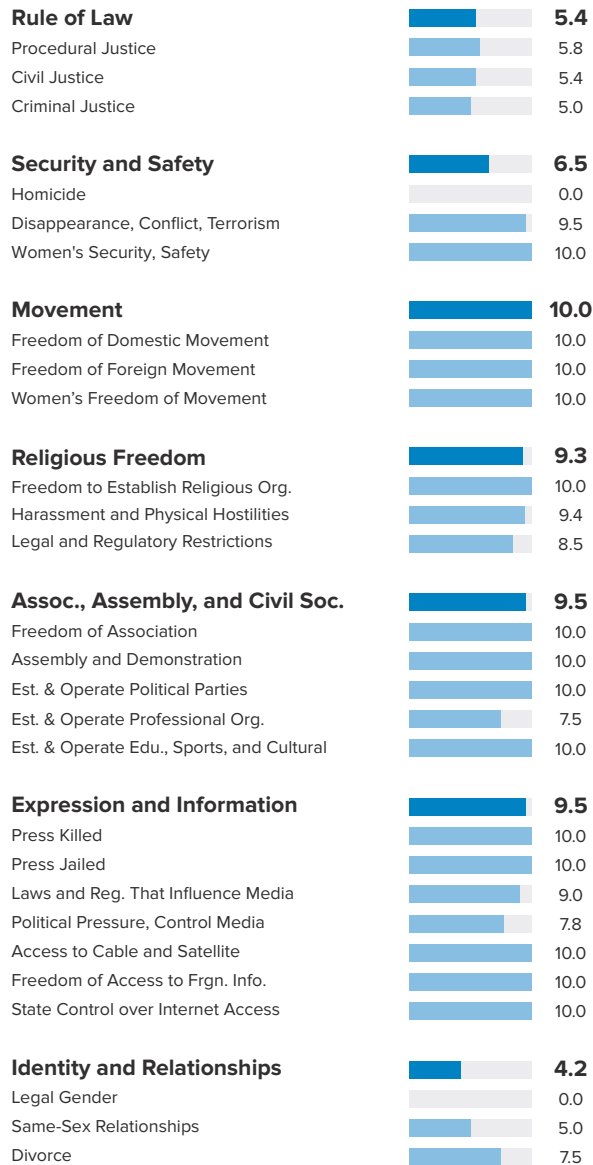
Score

7.20

Personal Freedom

66/162 Ranking

Score 7.23



Economic Freedom

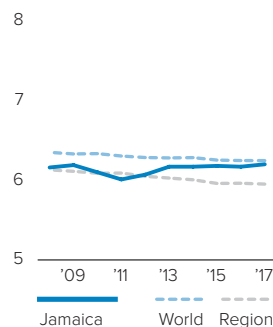
61/162 Ranking

Score 7.17

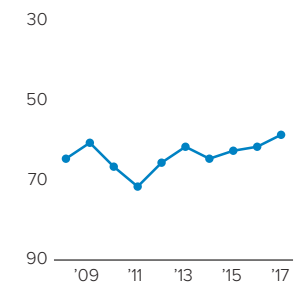


Human Freedom

Score over Time



Ranking over Time



JAMAICA

LATIN AMERICA & THE CARIBBEAN

	2008	2009	2010	2011	2012	2013	2014	2015	2016	2017
Human Freedom Ranking	7.16	7.19	7.10	7.01	7.07	7.17	7.17	7.18	7.17	7.20
Economic Freedom	7.04	7.09	6.98	7.01	7.16	7.32	7.07	7.25	7.20	7.17
Personal Freedom	7.29	7.29	7.22	7.00	6.98	7.02	7.28	7.11	7.14	7.23
Rule of Law	4.6	4.6	4.6	4.6	4.6	4.6	5.0	5.2	5.4	5.4
Procedural Justice	4.4	4.4	4.4	4.4	4.8	4.8	5.4	5.6	5.8	5.8
Civil Justice	5.1	5.1	5.1	5.1	4.7	4.7	5.2	5.4	5.4	5.4
Criminal Justice	4.2	4.2	4.2	4.2	4.2	4.2	4.6	4.5	5.0	5.0
Security and Safety	6.3	6.5	6.3	6.3	6.3	6.3	6.3	6.5	6.5	6.5
Homicide	0.0	0.0	0.0	0.0	0.0	0.0	0.0	0.0	0.0	0.0
Disappearance, Conflict, Terrorism	9.0	9.5	9.0	9.0	9.0	9.0	9.0	9.5	9.5	9.5
Women's Security, Safety	10.0	10.0	10.0	10.0	10.0	10.0	10.0	10.0	10.0	10.0
Movement	10.0	10.0	10.0	8.3	8.3	8.3	8.3	8.3	8.3	10.0
Freedom of Domestic Movement	10.0	10.0	10.0	10.0	10.0	10.0	10.0	10.0	10.0	10.0
Freedom of Foreign Movement	10.0	10.0	10.0	10.0	10.0	10.0	10.0	10.0	10.0	10.0
Women's Freedom of Movement	10.0	10.0	10.0	5.0	5.0	5.0	5.0	5.0	5.0	10.0
Religious Freedom	9.5	9.3	9.2	8.8	8.7	9.0	9.4	9.5	9.3	9.3
Freedom to Establish Religious Org.	-	-	-	8.8	8.8	8.8	10.0	10.0	10.0	10.0
Harassment and Physical Hostilities	9.9	9.9	9.6	9.6	9.6	9.7	9.7	9.6	9.4	9.4
Legal and Regulatory Restrictions	9.2	8.8	8.9	8.1	7.8	8.6	8.6	8.8	8.5	8.5
Assoc., Assembly, and Civil Society	-	-	-	8.5	8.5	8.5	9.5	9.5	9.5	9.5
Freedom of Association	-	-	-	10.0	10.0	10.0	10.0	10.0	10.0	10.0
Assembly and Demonstration	-	-	-	10.0	10.0	10.0	10.0	10.0	10.0	10.0
Est. & Operate Political Parties	-	-	-	7.5	7.5	7.5	10.0	10.0	10.0	10.0
Est. & Operate Professional Organizations	-	-	-	7.5	7.5	7.5	7.5	7.5	7.5	7.5
Est. & Operate Edu., Sporting, and Cultural	-	-	-	7.5	7.5	7.5	10.0	10.0	10.0	10.0
Expression and Information	9.4	9.3	9.2	9.5	9.5	9.6	9.6	9.6	9.5	9.5
Press Killed	10.0	10.0	10.0	10.0	10.0	10.0	10.0	10.0	10.0	10.0
Press Jailed	10.0	10.0	10.0	10.0	10.0	10.0	10.0	10.0	10.0	10.0
Laws and Reg. That Influence Media	9.0	9.0	9.0	9.0	8.7	9.0	9.0	9.0	9.0	9.0
Political Pressure, Control Media	8.5	8.3	7.8	7.8	8.0	8.0	8.0	8.0	7.8	7.8
Access to Cable and Satellite	-	-	-	10.0	10.0	10.0	10.0	10.0	10.0	10.0
Freedom of Access to Frgn. Info.	-	-	-	10.0	10.0	10.0	10.0	10.0	10.0	10.0
State Control over Internet Access	-	-	-	10.0	10.0	10.0	10.0	10.0	10.0	10.0
Identity and Relationships	7.5	7.5	7.5	7.5	7.5	7.5	7.5	5.0	5.0	4.2
Legal Gender	-	-	-	-	-	-	-	0.0	0.0	0.0
Same-Sex Relationships	5.0	5.0	5.0	5.0	5.0	5.0	5.0	5.0	5.0	5.0
Divorce	10.0	10.0	10.0	10.0	10.0	10.0	10.0	10.0	10.0	7.5

JAPAN

EAST ASIA

Ranking

25

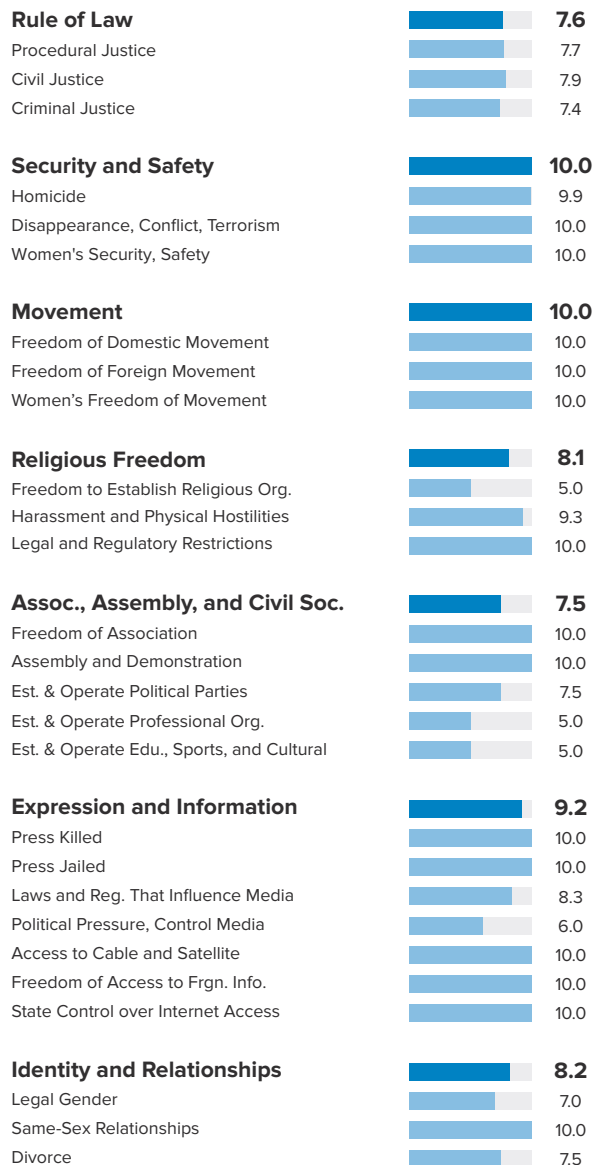
Score

8.28

Personal Freedom

28/162 Ranking

Score 8.70



Economic Freedom

17/162 Ranking

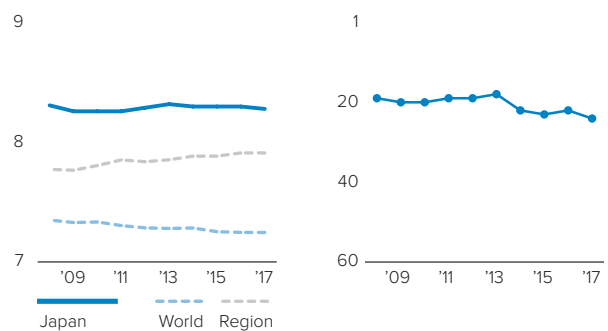
Score 7.86



Human Freedom

Score over Time

Ranking over Time



JAPAN

EAST ASIA

	2008	2009	2010	2011	2012	2013	2014	2015	2016	2017
Human Freedom Ranking	8.31	8.26	8.26	8.26	8.29	8.32	8.30	8.30	8.30	8.28
	20	21	21	20	20	19	23	24	23	25
Economic Freedom	7.80	7.66	7.73	7.63	7.70	7.77	7.75	7.85	7.83	7.86
Personal Freedom	8.83	8.86	8.79	8.90	8.89	8.87	8.84	8.75	8.78	8.70
Rule of Law	7.3	7.3	7.3	7.3	7.2	7.2	7.5	7.6	7.6	7.6
Procedural Justice	7.3	7.3	7.3	7.3	7.5	7.5	7.7	7.7	7.7	7.7
Civil Justice	7.7	7.7	7.7	7.7	7.3	7.3	7.4	8.2	7.9	7.9
Criminal Justice	6.8	6.8	6.8	6.8	6.8	6.8	7.4	6.8	7.4	7.4
Security and Safety	9.9	9.9	10.0	10.0	10.0	10.0	10.0	10.0	10.0	10.0
Homicide	9.8	9.8	9.9	9.9	9.9	9.9	9.9	9.9	9.9	9.9
Disappearance, Conflict, Terrorism	10.0	10.0	10.0	10.0	10.0	10.0	10.0	10.0	10.0	10.0
Women's Security, Safety	10.0	10.0	10.0	10.0	10.0	10.0	10.0	10.0	10.0	10.0
Movement	10.0	10.0	10.0	10.0	10.0	10.0	10.0	10.0	10.0	10.0
Freedom of Domestic Movement	10.0	10.0	10.0	10.0	10.0	10.0	10.0	10.0	10.0	10.0
Freedom of Foreign Movement	10.0	10.0	10.0	10.0	10.0	10.0	10.0	10.0	10.0	10.0
Women's Freedom of Movement	10.0	10.0	10.0	10.0	10.0	10.0	10.0	10.0	10.0	10.0
Religious Freedom	8.3	8.6	7.8	8.2	8.4	8.3	8.0	7.9	8.1	8.1
Freedom to Establish Religious Org.	5.8	5.8	5.8	6.3	6.3	6.3	5.0	5.0	5.0	5.0
Harassment and Physical Hostilities	9.2	9.9	8.8	9.1	9.1	9.0	9.4	8.9	9.3	9.3
Legal and Regulatory Restrictions	9.7	10.0	8.9	9.2	9.7	9.5	9.7	9.8	10.0	10.0
Assoc., Assembly, and Civil Society	7.5	7.5	7.5	8.3	8.3	8.3	7.5	7.5	7.5	7.5
Freedom of Association	10.0	10.0	10.0	10.0	10.0	10.0	10.0	10.0	10.0	10.0
Assembly and Demonstration	10.0	10.0	10.0	10.0	10.0	10.0	10.0	10.0	10.0	10.0
Est. & Operate Political Parties	4.2	4.2	4.2	7.5	7.5	7.5	7.5	7.5	7.5	7.5
Est. & Operate Professional Organizations	7.5	7.5	7.5	7.5	7.5	7.5	5.0	5.0	5.0	5.0
Est. & Operate Edu., Sporting, and Cultural	5.8	5.8	5.8	6.3	6.3	6.3	5.0	5.0	5.0	5.0
Expression and Information	9.4	9.4	9.4	9.4	9.3	9.3	9.3	9.2	9.2	9.2
Press Killed	10.0	10.0	10.0	10.0	10.0	10.0	10.0	10.0	10.0	10.0
Press Jailed	10.0	10.0	10.0	10.0	10.0	10.0	10.0	10.0	10.0	10.0
Laws and Reg. That Influence Media	9.3	9.3	9.3	9.3	8.7	8.3	8.3	8.3	8.3	8.3
Political Pressure, Control Media	6.8	6.8	6.8	6.5	6.5	6.5	6.5	6.3	6.0	6.0
Access to Cable and Satellite	10.0	10.0	10.0	10.0	10.0	10.0	10.0	10.0	10.0	10.0
Freedom of Access to Frgn. Info.	10.0	10.0	10.0	10.0	10.0	10.0	10.0	10.0	10.0	10.0
State Control over Internet Access	10.0	10.0	10.0	10.0	10.0	10.0	10.0	10.0	10.0	10.0
Identity and Relationships	10.0	10.0	10.0	10.0	10.0	10.0	10.0	9.0	9.0	8.2
Legal Gender	-	-	-	-	-	-	-	7.0	7.0	7.0
Same-Sex Relationships	10.0	10.0	10.0	10.0	10.0	10.0	10.0	10.0	10.0	10.0
Divorce	10.0	10.0	10.0	10.0	10.0	10.0	10.0	10.0	10.0	7.5

JORDAN

MIDDLE EAST & NORTH AFRICA

Ranking

80

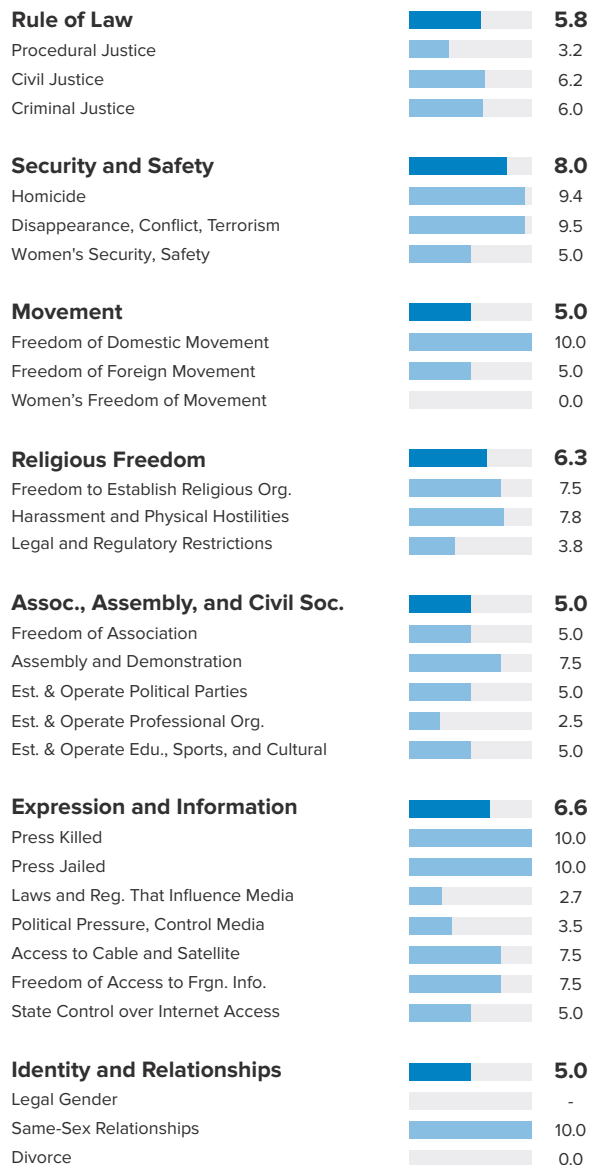
Score

6.84

Personal Freedom

115/162 Ranking

Score 6.23



Economic Freedom

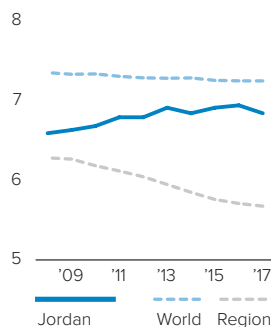
43/162 Ranking

Score 7.44

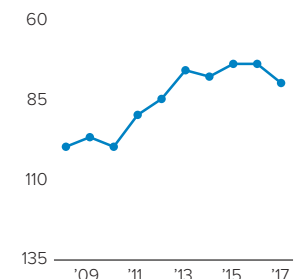


Human Freedom

Score over Time



Ranking over Time



JORDAN

MIDDLE EAST & NORTH AFRICA

	2008	2009	2010	2011	2012	2013	2014	2015	2016	2017
Human Freedom Ranking	6.59	6.63	6.68	6.79	6.79	6.91	6.84	6.91	6.94	6.84
Economic Freedom	7.17	7.17	7.37	7.39	7.46	7.55	7.45	7.43	7.38	7.44
Personal Freedom	6.01	6.08	6.00	6.19	6.12	6.28	6.23	6.39	6.50	6.23
Rule of Law	5.3	5.3	5.3	5.3	5.4	5.4	5.7	5.7	5.8	5.8
Procedural Justice	4.2	4.2	4.2	4.2	4.3	4.3	5.5	5.0	3.2	3.2
Civil Justice	6.5	6.5	6.5	6.5	6.2	6.2	6.2	6.3	6.2	6.2
Criminal Justice	5.2	5.2	5.2	5.2	5.6	5.6	5.5	5.9	6.0	6.0
Security and Safety	8.8	8.9	8.9	7.7	8.0	8.1	7.9	7.9	7.7	8.0
Homicide	9.3	9.4	9.4	9.3	9.2	9.3	9.2	9.3	9.4	9.4
Disappearance, Conflict, Terrorism	10.0	10.0	10.0	9.0	9.9	10.0	9.5	9.4	8.7	9.5
Women's Security, Safety	7.3	7.3	7.3	4.8	4.8	5.0	5.0	5.0	5.0	5.0
Movement	5.0	5.0	5.0	6.7	5.0	6.7	5.0	6.7	8.3	5.0
Freedom of Domestic Movement	0.0	0.0	0.0	0.0	5.0	10.0	5.0	10.0	10.0	10.0
Freedom of Foreign Movement	10.0	10.0	10.0	10.0	0.0	5.0	5.0	5.0	10.0	5.0
Women's Freedom of Movement	5.0	5.0	5.0	10.0	10.0	5.0	5.0	5.0	5.0	0.0
Religious Freedom	4.5	5.1	4.3	4.4	4.4	4.4	6.7	6.5	6.3	6.3
Freedom to Establish Religious Org.	1.3	1.3	1.3	1.3	1.3	1.3	7.5	7.5	7.5	7.5
Harassment and Physical Hostilities	7.8	8.3	7.4	7.4	7.7	7.6	7.4	7.8	7.8	7.8
Legal and Regulatory Restrictions	4.5	5.6	4.3	4.6	4.4	4.4	5.0	4.3	3.8	3.8
Assoc., Assembly, and Civil Society	2.6	2.6	2.6	6.0	6.0	6.0	5.0	5.0	5.0	5.0
Freedom of Association	2.5	2.5	2.5	7.5	7.5	7.5	5.0	5.0	5.0	5.0
Assembly and Demonstration	2.5	2.5	2.5	10.0	10.0	10.0	7.5	7.5	7.5	7.5
Est. & Operate Political Parties	0.0	0.0	0.0	1.3	1.3	1.3	5.0	5.0	5.0	5.0
Est. & Operate Professional Organizations	5.4	5.4	5.4	5.0	5.0	5.0	2.5	2.5	2.5	2.5
Est. & Operate Edu., Sporting, and Cultural	2.5	2.5	2.5	6.3	6.3	6.3	5.0	5.0	5.0	5.0
Expression and Information	7.7	7.7	7.7	7.5	7.5	7.0	6.7	6.7	6.6	6.6
Press Killed	10.0	10.0	10.0	10.0	10.0	10.0	10.0	10.0	10.0	10.0
Press Jailed	10.0	10.0	10.0	10.0	10.0	7.6	10.0	10.0	10.0	10.0
Laws and Reg. That Influence Media	3.0	3.3	3.3	3.0	3.0	2.7	2.7	2.7	2.7	2.7
Political Pressure, Control Media	4.0	4.0	4.0	4.3	4.3	3.5	4.0	4.0	3.5	3.5
Access to Cable and Satellite	10.0	10.0	10.0	7.5	7.5	7.5	7.5	7.5	7.5	7.5
Freedom of Access to Frgn. Info.	10.0	10.0	10.0	7.5	7.5	7.5	7.5	7.5	7.5	7.5
State Control over Internet Access	6.7	6.7	6.7	10.0	10.0	10.0	5.0	5.0	5.0	5.0
Identity and Relationships	5.0	5.0	5.0	5.0	5.0	5.0	5.0	5.0	5.0	5.0
Legal Gender	-	-	-	-	-	-	-	-	-	-
Same-Sex Relationships	10.0	10.0	10.0	10.0	10.0	10.0	10.0	10.0	10.0	10.0
Divorce	0.0	0.0	0.0	0.0	0.0	0.0	0.0	0.0	0.0	0.0

KAZAKHSTAN

CAUCASUS & CENTRAL ASIA

Ranking

73

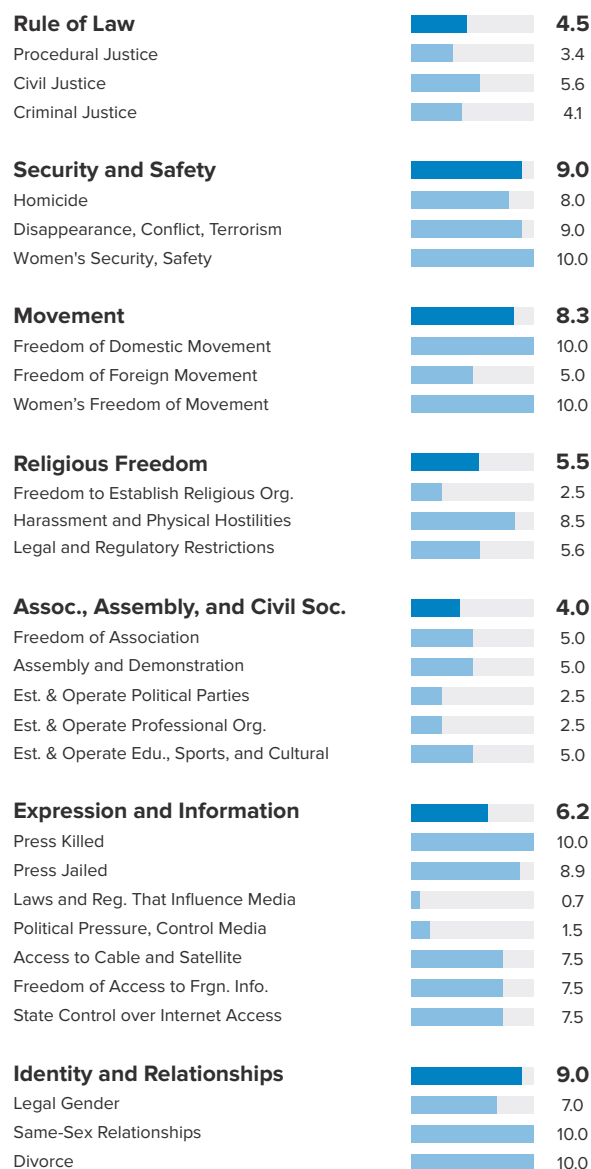
Score

6.90

Personal Freedom

90/162 Ranking

Score 6.69



Economic Freedom

68/162 Ranking

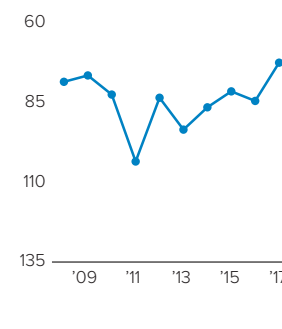
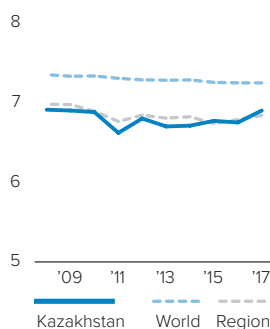
Score 7.10



Human Freedom

Score over Time

Ranking over Time



KAZAKHSTAN

CAUCASUS & CENTRAL ASIA

	2008	2009	2010	2011	2012	2013	2014	2015	2016	2017
Human Freedom Ranking	6.91	6.90	6.88	6.62	6.80	6.70	6.71	6.77	6.75	6.90
	79	77	83	104	84	94	87	82	85	73
Economic Freedom	6.96	6.97	6.85	6.85	7.05	7.01	7.12	7.14	6.99	7.10
Personal Freedom	6.87	6.83	6.91	6.39	6.54	6.40	6.30	6.40	6.52	6.69
Rule of Law	4.6	4.6	4.6	4.6	4.5	4.5	4.5	4.5	4.5	4.5
Procedural Justice	4.2	4.2	4.2	4.2	4.8	4.8	4.2	4.1	3.4	3.4
Civil Justice	4.9	4.9	4.9	4.9	4.7	4.7	5.1	5.5	5.6	5.6
Criminal Justice	4.6	4.6	4.6	4.6	4.0	4.0	4.2	4.1	4.1	4.1
Security and Safety	8.3	8.4	8.7	8.0	8.8	8.8	9.0	9.0	9.0	9.0
Homicide	5.5	5.6	6.6	6.6	7.0	7.4	7.9	8.1	8.1	8.0
Disappearance, Conflict, Terrorism	9.5	9.5	9.5	7.4	9.5	9.0	9.0	9.0	8.9	9.0
Women's Security, Safety	10.0	10.0	10.0	10.0	10.0	10.0	10.0	10.0	10.0	10.0
Movement	6.7	6.7	6.7	6.7	6.7	5.0	3.3	5.0	6.7	8.3
Freedom of Domestic Movement	5.0	5.0	5.0	5.0	5.0	5.0	0.0	5.0	10.0	10.0
Freedom of Foreign Movement	5.0	5.0	5.0	5.0	5.0	5.0	5.0	5.0	5.0	5.0
Women's Freedom of Movement	10.0	10.0	10.0	10.0	10.0	5.0	5.0	5.0	5.0	10.0
Religious Freedom	7.9	7.7	7.5	6.6	6.4	6.7	5.6	5.7	5.5	5.5
Freedom to Establish Religious Org.	7.1	7.1	7.1	5.0	5.0	5.0	2.5	2.5	2.5	2.5
Harassment and Physical Hostilities	8.8	9.0	8.5	8.5	8.4	8.7	8.6	8.4	8.5	8.5
Legal and Regulatory Restrictions	7.8	7.1	6.9	6.2	5.7	6.4	5.6	6.0	5.6	5.6
Assoc., Assembly, and Civil Society	5.1	5.1	5.1	3.0	3.0	3.0	4.0	4.0	4.0	4.0
Freedom of Association	2.5	2.5	2.5	2.5	2.5	2.5	5.0	5.0	5.0	5.0
Assembly and Demonstration	5.0	5.0	5.0	2.5	2.5	2.5	5.0	5.0	5.0	5.0
Est. & Operate Political Parties	4.2	4.2	4.2	0.0	0.0	0.0	2.5	2.5	2.5	2.5
Est. & Operate Professional Organizations	7.1	7.1	7.1	2.5	2.5	2.5	2.5	2.5	2.5	2.5
Est. & Operate Edu., Sporting, and Cultural	6.7	6.7	6.7	7.5	7.5	7.5	5.0	5.0	5.0	5.0
Expression and Information	6.7	6.4	6.6	6.1	6.0	6.0	6.4	6.4	6.1	6.2
Press Killed	10.0	7.9	10.0	10.0	10.0	10.0	10.0	10.0	10.0	10.0
Press Jailed	10.0	9.4	9.4	9.4	10.0	10.0	10.0	10.0	8.3	8.9
Laws and Reg. That Influence Media	1.3	1.3	0.7	0.7	0.3	0.3	0.3	0.7	0.7	0.7
Political Pressure, Control Media	2.5	2.5	2.8	2.5	2.0	1.8	1.8	1.8	1.5	1.5
Access to Cable and Satellite	6.7	6.7	6.7	7.5	7.5	7.5	7.5	7.5	7.5	7.5
Freedom of Access to Frgn. Info.	6.7	6.7	6.7	5.0	5.0	5.0	7.5	7.5	7.5	7.5
State Control over Internet Access	10.0	10.0	10.0	7.5	7.5	7.5	7.5	7.5	7.5	7.5
Identity and Relationships	10.0	10.0	10.0	10.0	10.0	10.0	10.0	9.0	9.0	9.0
Legal Gender	-	-	-	-	-	-	-	7.0	7.0	7.0
Same-Sex Relationships	10.0	10.0	10.0	10.0	10.0	10.0	10.0	10.0	10.0	10.0
Divorce	10.0	10.0	10.0	10.0	10.0	10.0	10.0	10.0	10.0	10.0

KENYA

SUB-SAHARAN AFRICA

Ranking

79

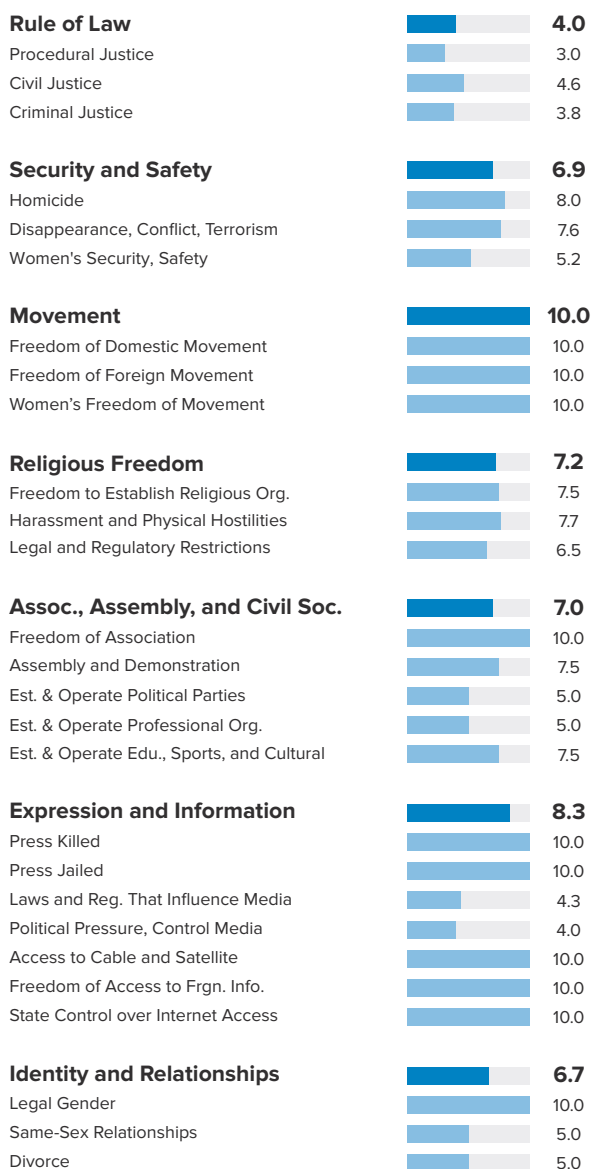
Score

6.85

Personal Freedom

92/162 Ranking

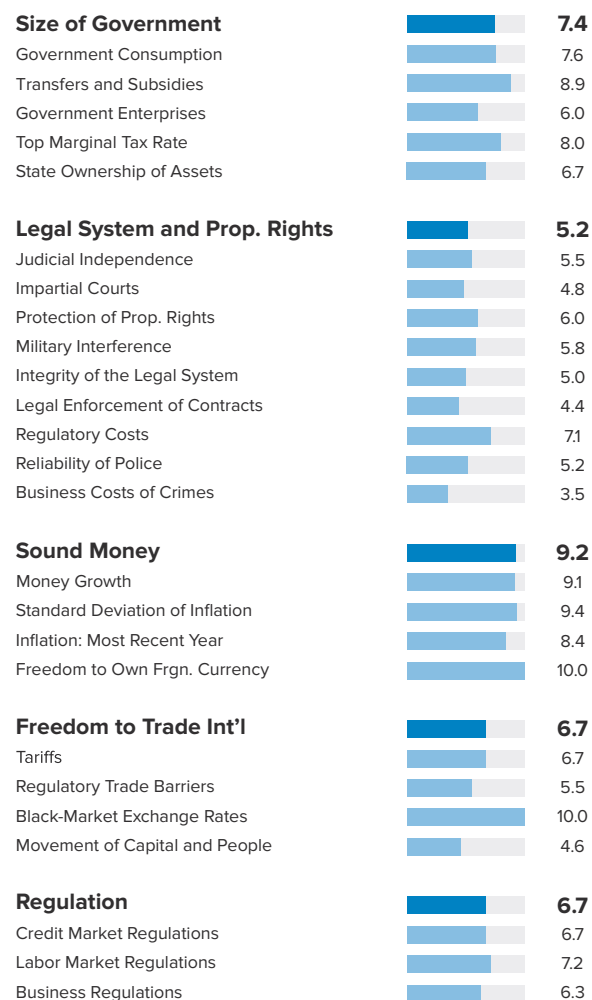
Score 6.65



Economic Freedom

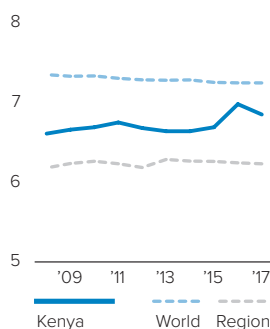
70/162 Ranking

Score 7.05

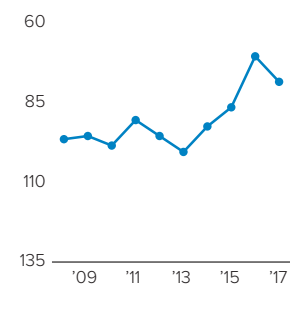


Human Freedom

Score over Time



Ranking over Time



KENYA

SUB-SAHARAN AFRICA

	2008	2009	2010	2011	2012	2013	2014	2015	2016	2017
Human Freedom Ranking	6.61	6.66	6.69	6.75	6.68	6.64	6.64	6.69	6.98	6.85
Economic Freedom	6.75	6.88	6.92	6.93	7.08	7.00	7.06	7.07	7.14	7.05
Personal Freedom	6.48	6.44	6.46	6.57	6.28	6.28	6.22	6.31	6.82	6.65
Rule of Law	4.3	4.3	4.3	4.3	3.6	3.6	3.6	3.7	4.0	4.0
Procedural Justice	4.1	4.1	4.1	4.1	2.9	2.9	2.9	3.1	3.0	3.0
Civil Justice	4.7	4.7	4.7	4.7	4.4	4.4	4.7	4.3	4.6	4.6
Criminal Justice	4.0	4.0	4.0	4.0	3.3	3.3	3.2	3.5	3.8	3.8
Security and Safety	7.2	7.0	7.3	7.4	7.0	7.1	7.1	6.9	7.3	6.9
Homicide	8.8	8.1	8.1	7.9	7.8	7.8	8.0	8.1	8.1	8.0
Disappearance, Conflict, Terrorism	7.3	7.5	8.3	8.3	7.0	7.3	7.2	6.4	7.8	7.6
Women's Security, Safety	5.5	5.5	5.5	6.2	6.2	6.2	6.2	6.2	6.2	5.2
Movement	5.0	5.0	5.0	5.0	5.0	5.0	6.7	6.7	10.0	10.0
Freedom of Domestic Movement	5.0	5.0	5.0	5.0	0.0	0.0	5.0	5.0	10.0	10.0
Freedom of Foreign Movement	0.0	0.0	0.0	0.0	5.0	5.0	5.0	5.0	10.0	10.0
Women's Freedom of Movement	10.0	10.0	10.0	10.0	10.0	10.0	10.0	10.0	10.0	10.0
Religious Freedom	8.3	8.3	7.6	7.9	8.1	8.0	7.1	7.4	7.2	7.2
Freedom to Establish Religious Org.	10.0	10.0	10.0	10.0	10.0	10.0	7.5	7.5	7.5	7.5
Harassment and Physical Hostilities	7.7	8.2	6.9	7.2	6.8	7.2	7.2	7.5	7.7	7.7
Legal and Regulatory Costs	7.3	6.8	5.8	6.5	7.4	6.8	6.7	7.0	6.5	6.5
Assoc., Assembly, and Civil Society	8.3	8.3	8.3	9.0	9.0	9.0	7.0	7.0	7.0	7.0
Freedom of Association	10.0	10.0	10.0	7.5	7.5	7.5	10.0	10.0	10.0	10.0
Assembly and Demonstration	7.5	7.5	7.5	7.5	7.5	7.5	7.5	7.5	7.5	7.5
Est. & Operate Political Parties	7.1	7.1	7.1	10.0	10.0	10.0	5.0	5.0	5.0	5.0
Est. & Operate Professional Organizations	7.1	7.1	7.1	10.0	10.0	10.0	5.0	5.0	5.0	5.0
Est. & Operate Edu., Sporting, and Cultural	10.0	10.0	10.0	10.0	10.0	10.0	7.5	7.5	7.5	7.5
Expression and Information	8.1	8.2	8.5	8.2	8.2	7.9	8.4	8.2	8.3	8.3
Press Killed	9.1	9.2	10.0	10.0	10.0	9.3	10.0	9.3	10.0	10.0
Press Jailed	10.0	10.0	10.0	10.0	10.0	10.0	10.0	10.0	10.0	10.0
Laws and Reg. That Influence Media	3.0	3.0	3.7	4.7	4.7	4.3	4.3	4.3	4.3	4.3
Political Pressure, Control Media	4.8	5.3	5.5	5.3	5.0	4.3	4.3	4.0	4.0	4.0
Access to Cable and Satellite	10.0	10.0	10.0	7.5	7.5	7.5	10.0	10.0	10.0	10.0
Freedom of Access to Frgn. Info.	10.0	10.0	10.0	10.0	10.0	10.0	10.0	10.0	10.0	10.0
State Control over Internet Access	10.0	10.0	10.0	10.0	10.0	10.0	10.0	10.0	10.0	10.0
Identity and Relationships	6.3	6.3	6.3	6.3	6.3	6.3	6.3	7.5	7.5	6.7
Legal Gender	-	-	-	-	-	-	-	10.0	10.0	10.0
Same-Sex Relationships	5.0	5.0	5.0	5.0	5.0	5.0	5.0	5.0	5.0	5.0
Divorce	7.5	7.5	7.5	7.5	7.5	7.5	7.5	7.5	7.5	5.0

KOREA, SOUTH

EAST ASIA

Ranking

27

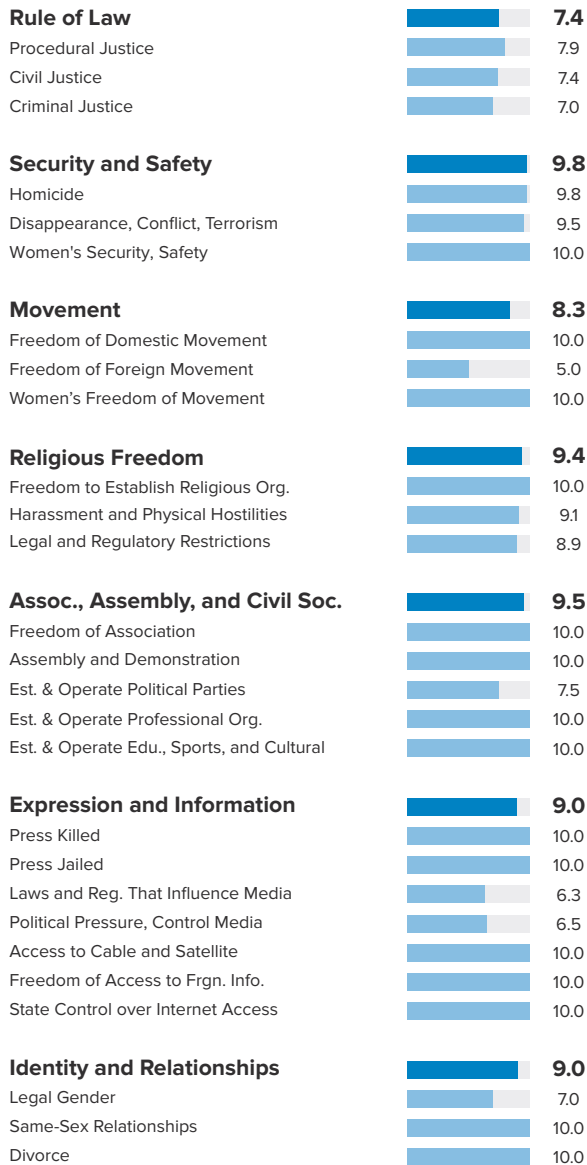
Score

8.20

Personal Freedom

22/162 Ranking

Score 8.81



Economic Freedom

33/162 Ranking

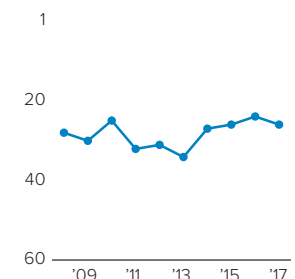
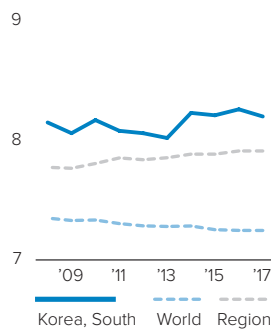
Score 7.59



Human Freedom

Score over Time

Ranking over Time



KOREA, SOUTH

EAST ASIA

	2008	2009	2010	2011	2012	2013	2014	2015	2016	2017
Human Freedom Ranking	8.15 29	8.06 31	8.17 26	8.08 33	8.06 32	8.02 35	8.23 28	8.21 27	8.26 25	8.20 27
Economic Freedom	7.46	7.37	7.50	7.52	7.46	7.37	7.54	7.57	7.55	7.59
Personal Freedom	8.84	8.75	8.83	8.63	8.66	8.67	8.93	8.84	8.98	8.81
Rule of Law	7.5	7.5	7.5	7.5	7.6	7.6	7.7	7.6	7.4	7.4
Procedural Justice	7.7	7.7	7.7	7.7	7.8	7.8	7.7	7.6	7.9	7.9
Civil Justice	7.2	7.2	7.2	7.2	7.3	7.3	8.0	8.1	7.4	7.4
Criminal Justice	7.6	7.6	7.6	7.6	7.6	7.6	7.6	7.1	7.0	7.0
Security and Safety	9.7	9.7	9.7	9.7	9.7	9.7	9.7	9.7	9.7	9.8
Homicide	9.7	9.7	9.7	9.7	9.7	9.7	9.7	9.7	9.7	9.8
Disappearance, Conflict, Terrorism	9.5	9.5	9.5	9.5	9.5	9.5	9.5	9.5	9.5	9.5
Women's Security, Safety	10.0	10.0	10.0	10.0	10.0	10.0	10.0	10.0	10.0	10.0
Movement	8.3	8.3	8.3	8.3	8.3	8.3	8.3	8.3	10.0	8.3
Freedom of Domestic Movement	5.0	5.0	5.0	5.0	10.0	10.0	10.0	10.0	10.0	10.0
Freedom of Foreign Movement	10.0	10.0	10.0	10.0	5.0	5.0	5.0	5.0	10.0	5.0
Women's Freedom of Movement	10.0	10.0	10.0	10.0	10.0	10.0	10.0	10.0	10.0	10.0
Religious Freedom	9.0	8.7	9.0	7.7	7.8	7.8	8.7	9.3	9.4	9.4
Freedom to Establish Religious Org.	10.0	10.0	10.0	7.5	7.5	7.5	10.0	10.0	10.0	10.0
Harassment and Physical Hostilities	9.2	8.9	9.3	8.9	9.1	9.3	9.5	8.8	9.1	9.1
Legal and Regulatory Costs	7.8	7.3	7.7	6.8	6.8	6.8	6.6	9.0	8.9	8.9
Assoc., Assembly, and Civil Society	9.3	9.3	9.3	8.5	8.5	8.5	9.5	9.5	9.5	9.5
Freedom of Association	10.0	10.0	10.0	10.0	10.0	10.0	10.0	10.0	10.0	10.0
Assembly and Demonstration	10.0	10.0	10.0	10.0	10.0	10.0	10.0	10.0	10.0	10.0
Est. & Operate Political Parties	10.0	10.0	10.0	7.5	7.5	7.5	7.5	7.5	7.5	7.5
Est. & Operate Professional Organizations	8.3	8.3	8.3	7.5	7.5	7.5	10.0	10.0	10.0	10.0
Est. & Operate Edu., Sporting, and Cultural	8.3	8.3	8.3	7.5	7.5	7.5	10.0	10.0	10.0	10.0
Expression and Information	8.7	8.1	8.6	8.7	8.8	8.7	9.0	9.0	9.0	9.0
Press Killed	10.0	10.0	10.0	10.0	10.0	10.0	10.0	10.0	10.0	10.0
Press Jailed	10.0	10.0	10.0	10.0	10.0	10.0	10.0	10.0	10.0	10.0
Laws and Reg. That Influence Media	7.0	5.0	7.0	7.0	7.0	7.0	6.7	6.7	6.3	6.3
Political Pressure, Control Media	7.0	5.0	6.5	6.5	6.8	6.5	6.5	6.5	6.5	6.5
Access to Cable and Satellite	10.0	10.0	10.0	10.0	10.0	10.0	10.0	10.0	10.0	10.0
Freedom of Access to Frgn. Info.	10.0	10.0	10.0	10.0	10.0	10.0	10.0	10.0	10.0	10.0
State Control over Internet Access	6.7	6.7	6.7	7.5	7.5	7.5	10.0	10.0	10.0	10.0
Identity and Relationships	10.0	10.0	10.0	10.0	10.0	10.0	10.0	9.0	9.0	9.0
Legal Gender	-	-	-	-	-	-	-	7.0	7.0	7.0
Same-Sex Relationships	10.0	10.0	10.0	10.0	10.0	10.0	10.0	10.0	10.0	10.0
Divorce	10.0	10.0	10.0	10.0	10.0	10.0	10.0	10.0	10.0	10.0

KUWAIT

MIDDLE EAST & NORTH AFRICA

Ranking

124

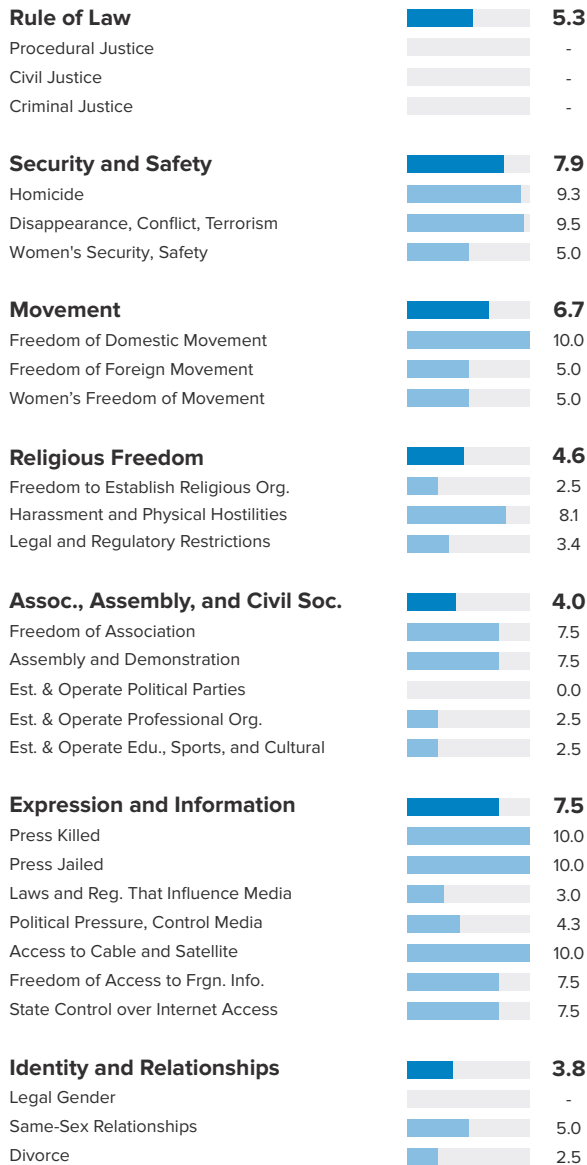
Score

6.19

Personal Freedom

123/162 Ranking

Score 5.97



Economic Freedom

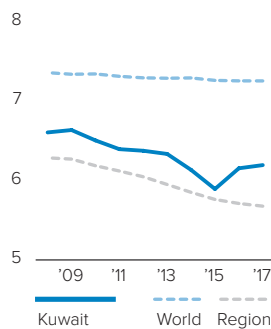
114/162 Ranking

Score 6.41

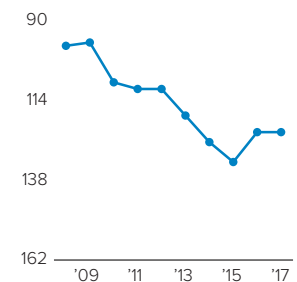


Human Freedom

Score over Time



Ranking over Time



KUWAIT

MIDDLE EAST & NORTH AFRICA

	2008	2009	2010	2011	2012	2013	2014	2015	2016	2017
Human Freedom Ranking	6.60 98	6.63 97	6.50 109	6.39 111	6.37 111	6.33 119	6.13 127	5.89 133	6.15 124	6.19 124
Economic Freedom	6.96	6.91	6.67	6.65	6.74	6.66	6.59	6.33	6.50	6.41
Personal Freedom	6.24	6.35	6.33	6.14	6.00	6.00	5.67	5.45	5.81	5.97
Rule of Law	6.3	6.3	6.3	6.2	5.7	5.7	5.2	5.2	5.2	5.3
Procedural Justice	-	-	-	-	-	-	-	-	-	-
Civil Justice	-	-	-	-	-	-	-	-	-	-
Criminal Justice	-	-	-	-	-	-	-	-	-	-
Security and Safety	9.0	8.8	8.7	8.3	8.3	7.9	7.6	7.1	7.9	7.9
Homicide	9.4	9.3	9.2	9.3	9.3	9.3	9.3	9.3	9.3	9.3
Disappearance, Conflict, Terrorism	10.0	9.5	9.5	9.5	9.5	9.5	8.5	7.0	9.5	9.5
Women's Security, Safety	7.5	7.5	7.5	6.3	6.3	5.0	5.0	5.0	5.0	5.0
Movement	3.3	5.0	5.0	3.3	3.3	5.0	5.0	5.0	6.7	6.7
Freedom of Domestic Movement	0.0	0.0	0.0	0.0	10.0	10.0	10.0	10.0	10.0	10.0
Freedom of Foreign Movement	5.0	10.0	10.0	10.0	0.0	0.0	0.0	0.0	5.0	5.0
Women's Freedom of Movement	5.0	5.0	5.0	0.0	0.0	5.0	5.0	5.0	5.0	5.0
Religious Freedom	6.9	7.4	7.3	7.3	7.2	7.1	6.2	5.1	4.6	4.6
Freedom to Establish Religious Org.	4.2	4.2	4.2	5.0	5.0	5.0	2.5	2.5	2.5	2.5
Harassment and Physical Hostilities	8.8	8.9	8.6	8.3	7.7	8.2	8.0	7.9	8.1	8.1
Legal and Regulatory Restrictions	7.9	9.3	9.2	8.7	8.9	8.2	8.2	4.8	3.4	3.4
Assoc., Assembly, and Civil Society	4.5	4.5	4.5	5.3	5.3	5.3	4.0	4.0	4.0	4.0
Freedom of Association	7.5	7.5	7.5	7.5	7.5	7.5	7.5	7.5	7.5	7.5
Assembly and Demonstration	5.0	5.0	5.0	10.0	10.0	10.0	7.5	7.5	7.5	7.5
Est. & Operate Political Parties	1.7	1.7	1.7	0.0	0.0	0.0	0.0	0.0	0.0	0.0
Est. & Operate Professional Organizations	4.2	4.2	4.2	5.0	5.0	5.0	2.5	2.5	2.5	2.5
Est. & Operate Edu., Sporting, and Cultural	4.2	4.2	4.2	3.8	3.8	3.8	2.5	2.5	2.5	2.5
Expression and Information	7.0	6.4	6.4	6.5	6.4	6.0	7.1	7.1	7.5	7.5
Press Killed	10.0	10.0	10.0	10.0	10.0	10.0	10.0	10.0	10.0	10.0
Press Jailed	10.0	10.0	6.7	10.0	10.0	7.2	7.4	7.5	10.0	10.0
Laws and Reg. That Influence Media	4.0	2.3	3.7	3.7	3.3	3.3	3.3	3.3	3.0	3.0
Political Pressure, Control Media	4.8	2.5	4.5	4.5	4.3	4.3	4.3	4.3	4.3	4.3
Access to Cable and Satellite	6.7	6.7	6.7	7.5	7.5	7.5	10.0	10.0	10.0	10.0
Freedom of Access to Frgn. Info.	6.7	6.7	6.7	5.0	5.0	5.0	7.5	7.5	7.5	7.5
State Control over Internet Access	6.7	6.7	6.7	5.0	5.0	5.0	7.5	7.5	7.5	7.5
Identity and Relationships	2.5	2.5	2.5	2.5	2.5	2.5	2.5	2.5	2.5	3.8
Legal Gender	-	-	-	-	-	-	-	-	-	-
Same-Sex Relationships	5.0	5.0	5.0	5.0	5.0	5.0	5.0	5.0	5.0	5.0
Divorce	0.0	0.0	0.0	0.0	0.0	0.0	0.0	0.0	0.0	2.5

KYRGYZ REPUBLIC

CAUCASUS & CENTRAL ASIA

Ranking

67

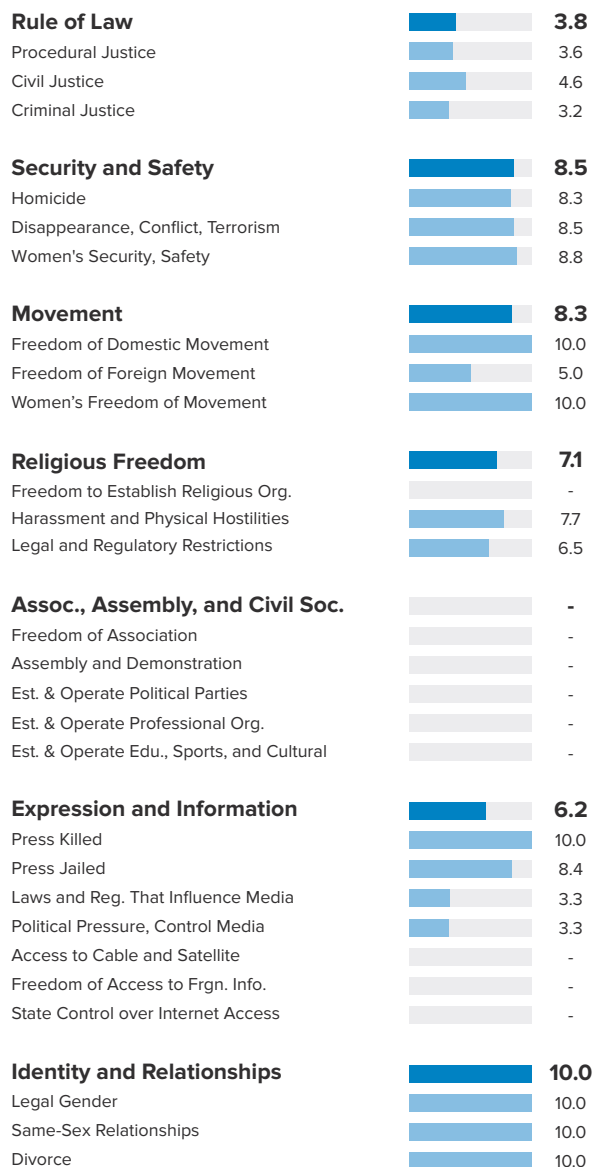
Score

6.98

Personal Freedom

76/162 Ranking

Score 7.05



Economic Freedom

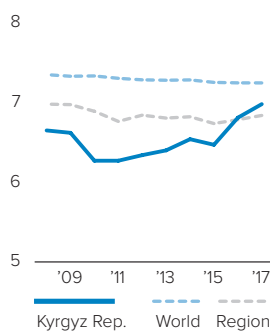
77/162 Ranking

Score 6.92

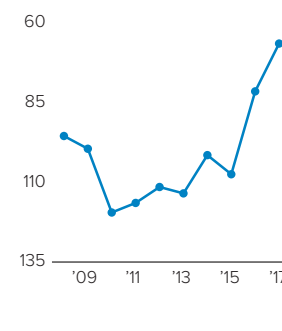


Human Freedom

Score over Time



Ranking over Time



KYRGYZ REPUBLIC

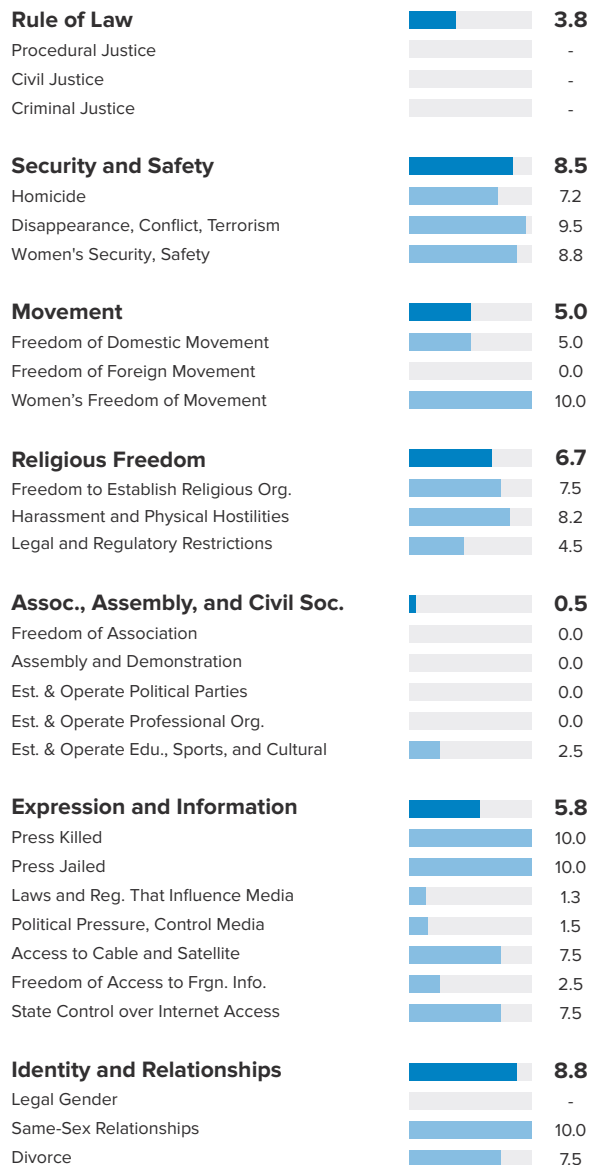
CAUCASUS & CENTRAL ASIA

	2008	2009	2010	2011	2012	2013	2014	2015	2016	2017
Human Freedom Ranking	6.65	6.62	6.27	6.27	6.34	6.40	6.54	6.47	6.81	6.98
Economic Freedom	6.74	6.83	6.58	6.57	6.63	6.68	6.92	6.78	6.92	6.92
Personal Freedom	6.56	6.42	5.96	5.96	6.04	6.13	6.15	6.16	6.70	7.05
Rule of Law	4.0	4.0	4.0	4.0	3.8	3.8	3.9	4.0	3.8	3.8
Procedural Justice	3.9	3.9	3.9	3.9	3.9	3.9	3.8	4.3	3.6	3.6
Civil Justice	4.6	4.6	4.6	4.6	4.2	4.2	4.6	4.3	4.6	4.6
Criminal Justice	3.5	3.5	3.5	3.5	3.3	3.3	3.4	3.3	3.2	3.2
Security and Safety	8.1	7.6	6.0	6.8	7.3	7.5	7.5	7.6	8.1	8.5
Homicide	6.7	6.9	2.1	6.4	7.8	8.6	8.5	7.9	8.2	8.3
Disappearance, Conflict, Terrorism	10.0	8.5	8.5	6.5	6.5	6.5	6.5	7.5	8.5	8.5
Women's Security, Safety	7.5	7.5	7.5	7.5	7.5	7.5	7.5	7.5	7.5	8.8
Movement	6.7	6.7	6.7	5.0	5.0	5.0	5.0	5.0	8.3	8.3
Freedom of Domestic Movement	5.0	5.0	5.0	5.0	5.0	5.0	5.0	5.0	10.0	10.0
Freedom of Foreign Movement	5.0	5.0	5.0	5.0	5.0	5.0	5.0	5.0	10.0	5.0
Women's Freedom of Movement	10.0	10.0	10.0	5.0	5.0	5.0	5.0	5.0	5.0	10.0
Religious Freedom	6.6	6.9	6.7	6.3	6.3	6.3	6.5	6.7	7.1	7.1
Freedom to Establish Religious Org.	-	-	-	-	-	-	-	-	-	-
Harassment and Physical Hostilities	8.8	9.5	8.5	7.9	8.0	8.1	8.4	7.4	7.7	7.7
Legal and Regulatory Restrictions	4.4	4.3	5.0	4.7	4.7	4.5	4.5	6.0	6.5	6.5
Assoc., Assembly, and Civil Society	-	-	-	-	-	-	-	-	-	-
Freedom of Association	-	-	-	-	-	-	-	-	-	-
Assembly and Demonstration	-	-	-	-	-	-	-	-	-	-
Est. & Operate Political Parties	-	-	-	-	-	-	-	-	-	-
Est. & Operate Professional Organizations	-	-	-	-	-	-	-	-	-	-
Est. & Operate Edu., Sporting, and Cultural	-	-	-	-	-	-	-	-	-	-
Expression and Information	6.3	5.8	5.5	6.1	6.1	6.3	6.2	6.2	6.2	6.2
Press Killed	10.0	10.0	10.0	10.0	10.0	10.0	10.0	10.0	10.0	10.0
Press Jailed	10.0	10.0	6.3	8.2	8.2	8.3	8.3	8.3	8.4	8.4
Laws and Reg. That Influence Media	2.3	1.3	3.0	3.3	3.3	3.7	3.3	3.3	3.3	3.3
Political Pressure, Control Media	2.8	1.8	2.8	2.8	2.8	3.3	3.3	3.3	3.3	3.3
Access to Cable and Satellite	-	-	-	-	-	-	-	-	-	-
Freedom of Access to Frgn. Info.	-	-	-	-	-	-	-	-	-	-
State Control over Internet Access	-	-	-	-	-	-	-	-	-	-
Identity and Relationships	8.8	8.8	8.8	8.8	8.8	8.8	8.8	8.2	8.2	10.0
Legal Gender	-	-	-	-	-	-	-	7.0	7.0	10.0
Same-Sex Relationships	10.0	10.0	10.0	10.0	10.0	10.0	10.0	10.0	10.0	10.0
Divorce	7.5	7.5	7.5	7.5	7.5	7.5	7.5	7.5	7.5	10.0

Personal Freedom

132/162 Ranking

Score 5.74



Economic Freedom

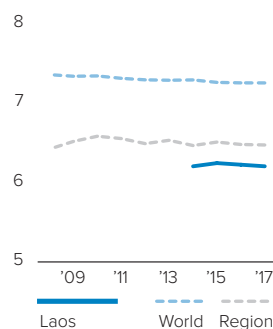
95/162 Ranking

Score 6.67

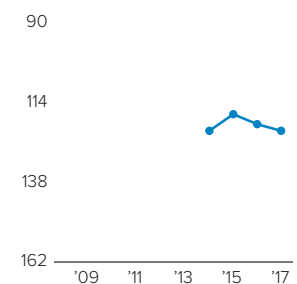


Human Freedom

Score over Time



Ranking over Time

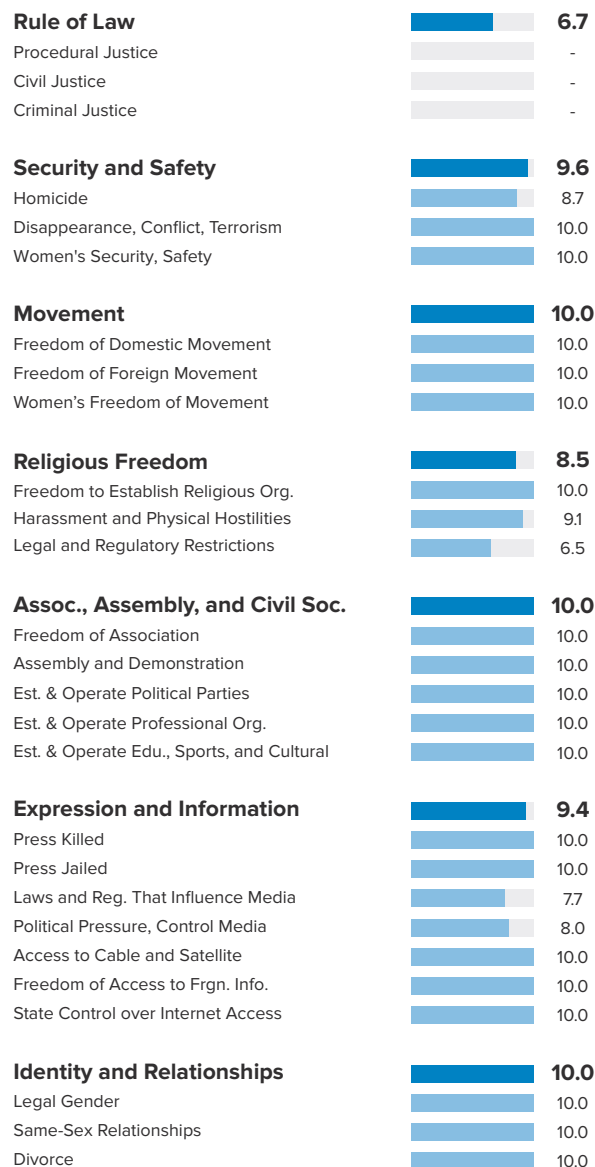


	2008	2009	2010	2011	2012	2013	2014	2015	2016	2017
Human Freedom	-	-	-	-	-	-	6.20	6.24	6.22	6.20
Ranking	-	-	-	-	-	-	123	118	121	123
Economic Freedom	-	-	-	-	-	-	6.60	6.65	6.66	6.67
Personal Freedom	-	-	-	-	-	-	5.80	5.82	5.78	5.74
Rule of Law	-	-	-	-	-	-	4.0	3.9	3.9	3.8
Procedural Justice	-	-	-	-	-	-	-	-	-	-
Civil Justice	-	-	-	-	-	-	-	-	-	-
Criminal Justice	-	-	-	-	-	-	-	-	-	-
Security and Safety	-	-	-	-	-	-	7.7	7.9	8.0	8.5
Homicide	-	-	-	-	-	-	7.2	7.2	7.2	7.2
Disappearance, Conflict, Terrorism	-	-	-	-	-	-	8.5	9.0	9.4	9.5
Women's Security, Safety	-	-	-	-	-	-	7.5	7.5	7.5	8.8
Movement	-	-	-	-	-	-	5.0	5.0	5.0	5.0
Freedom of Domestic Movement	-	-	-	-	-	-	5.0	5.0	0.0	5.0
Freedom of Foreign Movement	-	-	-	-	-	-	5.0	5.0	10.0	0.0
Women's Freedom of Movement	-	-	-	-	-	-	5.0	5.0	5.0	10.0
Religious Freedom	-	-	-	-	-	-	7.5	7.4	6.7	6.7
Freedom to Establish Religious Org.	-	-	-	-	-	-	7.5	7.5	7.5	7.5
Harassment and Physical Hostilities	-	-	-	-	-	-	7.9	8.6	8.2	8.2
Legal and Regulatory Restrictions	-	-	-	-	-	-	6.9	6.0	4.5	4.5
Assoc., Assembly, and Civil Society	-	-	-	-	-	-	0.5	0.5	0.5	0.5
Freedom of Association	-	-	-	-	-	-	0.0	0.0	0.0	0.0
Assembly and Demonstration	-	-	-	-	-	-	0.0	0.0	0.0	0.0
Est. & Operate Political Parties	-	-	-	-	-	-	0.0	0.0	0.0	0.0
Est. & Operate Professional Organizations	-	-	-	-	-	-	0.0	0.0	0.0	0.0
Est. & Operate Edu., Sporting, and Cultural	-	-	-	-	-	-	2.5	2.5	2.5	2.5
Expression and Information	-	-	-	-	-	-	5.8	5.8	5.8	5.8
Press Killed	-	-	-	-	-	-	10.0	10.0	10.0	10.0
Press Jailed	-	-	-	-	-	-	10.0	10.0	10.0	10.0
Laws and Reg. That Influence Media	-	-	-	-	-	-	1.3	1.3	1.3	1.3
Political Pressure, Control Media	-	-	-	-	-	-	1.8	1.8	1.5	1.5
Access to Cable and Satellite	-	-	-	-	-	-	7.5	7.5	7.5	7.5
Freedom of Access to Frgn. Info.	-	-	-	-	-	-	2.5	2.5	2.5	2.5
State Control over Internet Access	-	-	-	-	-	-	7.5	7.5	7.5	7.5
Identity and Relationships	-	-	-	-	-	-	10.0	10.0	10.0	8.8
Legal Gender	-	-	-	-	-	-	-	-	-	-
Same-Sex Relationships	-	-	-	-	-	-	10.0	10.0	10.0	10.0
Divorce	-	-	-	-	-	-	10.0	10.0	10.0	7.5

Personal Freedom

21/162 Ranking

Score 8.85



Economic Freedom

24/162 Ranking

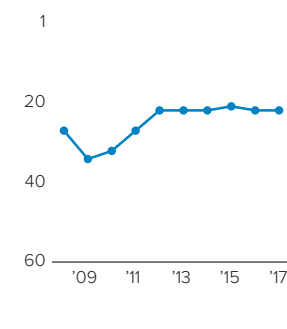
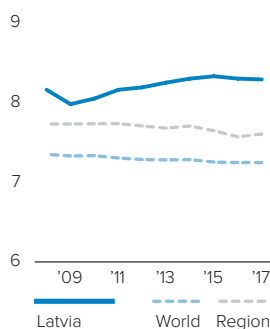
Score 7.73



Human Freedom

Score over Time

Ranking over Time



LATVIA

EASTERN EUROPE

	2008	2009	2010	2011	2012	2013	2014	2015	2016	2017
Human Freedom Ranking	8.16 28	7.98 35	8.05 33	8.16 28	8.19 23	8.25 23	8.30 23	8.33 22	8.30 23	8.29 23
Economic Freedom	7.68	7.50	7.45	7.53	7.66	7.75	7.89	7.85	7.75	7.73
Personal Freedom	8.65	8.46	8.65	8.79	8.73	8.75	8.71	8.82	8.86	8.85
Rule of Law	6.6	6.6	6.6	6.5	6.4	6.3	6.5	6.5	6.7	6.7
Procedural Justice	-	-	-	-	-	-	-	-	-	-
Civil Justice	-	-	-	-	-	-	-	-	-	-
Criminal Justice	-	-	-	-	-	-	-	-	-	-
Security and Safety	9.2	9.2	9.6	9.6	9.5	9.7	9.6	9.6	9.6	9.6
Homicide	8.2	8.0	8.7	8.7	8.6	9.0	8.7	8.7	8.7	8.7
Disappearance, Conflict, Terrorism	9.5	9.5	10.0	10.0	10.0	10.0	10.0	10.0	10.0	10.0
Women's Security, Safety	10.0	10.0	10.0	10.0	10.0	10.0	10.0	10.0	10.0	10.0
Movement	10.0	10.0	10.0	10.0	10.0	10.0	10.0	10.0	10.0	10.0
Freedom of Domestic Movement	10.0	10.0	10.0	10.0	10.0	10.0	10.0	10.0	10.0	10.0
Freedom of Foreign Movement	10.0	10.0	10.0	10.0	10.0	10.0	10.0	10.0	10.0	10.0
Women's Freedom of Movement	10.0	10.0	10.0	10.0	10.0	10.0	10.0	10.0	10.0	10.0
Religious Freedom	8.3	7.6	7.8	8.4	8.2	8.1	7.7	8.7	8.5	8.5
Freedom to Establish Religious Org.	8.8	8.8	8.8	10.0	10.0	10.0	10.0	10.0	10.0	10.0
Harassment and Physical Hostilities	9.0	8.6	8.1	8.5	8.9	9.0	8.0	9.1	9.1	9.1
Legal and Regulatory Restrictions	7.3	5.5	6.4	6.7	5.7	5.5	5.2	7.1	6.5	6.5
Assoc., Assembly, and Civil Society	9.2	9.2	9.2	10.0	10.0	10.0	10.0	10.0	10.0	10.0
Freedom of Association	10.0	10.0	10.0	10.0	10.0	10.0	10.0	10.0	10.0	10.0
Assembly and Demonstration	7.5	7.5	7.5	10.0	10.0	10.0	10.0	10.0	10.0	10.0
Est. & Operate Political Parties	10.0	10.0	10.0	10.0	10.0	10.0	10.0	10.0	10.0	10.0
Est. & Operate Professional Organizations	10.0	10.0	10.0	10.0	10.0	10.0	10.0	10.0	10.0	10.0
Est. & Operate Edu., Sporting, and Cultural	8.3	8.3	8.3	10.0	10.0	10.0	10.0	10.0	10.0	10.0
Expression and Information	9.4	8.4	9.3	9.3	9.3	9.3	9.3	9.3	9.4	9.4
Press Killed	10.0	10.0	10.0	10.0	10.0	10.0	10.0	10.0	10.0	10.0
Press Jailed	10.0	10.0	10.0	10.0	10.0	10.0	10.0	10.0	10.0	10.0
Laws and Reg. That Influence Media	8.0	4.0	8.0	8.0	8.0	8.0	7.7	7.7	7.7	7.7
Political Pressure, Control Media	8.0	4.8	7.3	7.0	7.0	7.3	7.5	7.5	8.0	8.0
Access to Cable and Satellite	10.0	10.0	10.0	10.0	10.0	10.0	10.0	10.0	10.0	10.0
Freedom of Access to Frgn. Info.	10.0	10.0	10.0	10.0	10.0	10.0	10.0	10.0	10.0	10.0
State Control over Internet Access	10.0	10.0	10.0	10.0	10.0	10.0	10.0	10.0	10.0	10.0
Identity and Relationships	10.0	10.0	10.0	10.0	10.0	10.0	10.0	10.0	10.0	10.0
Legal Gender	-	-	-	-	-	-	-	10.0	10.0	10.0
Same-Sex Relationships	10.0	10.0	10.0	10.0	10.0	10.0	10.0	10.0	10.0	10.0
Divorce	10.0	10.0	10.0	10.0	10.0	10.0	10.0	10.0	10.0	10.0

LEBANON

MIDDLE EAST & NORTH AFRICA

Ranking

88

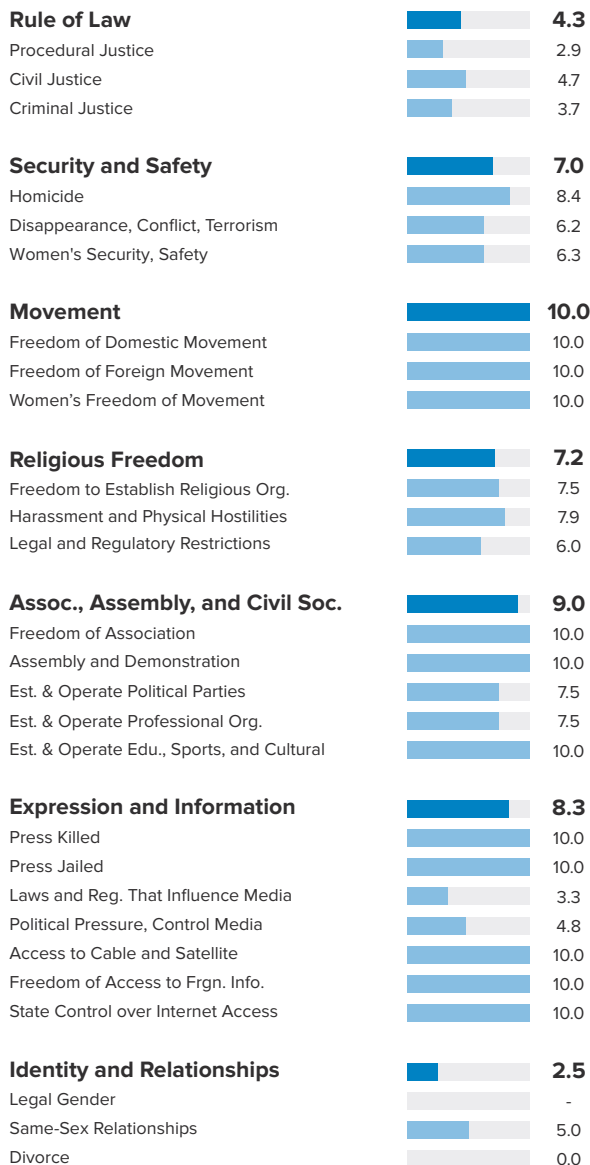
Score

6.74

Personal Freedom

99/162 Ranking

Score 6.52



Economic Freedom

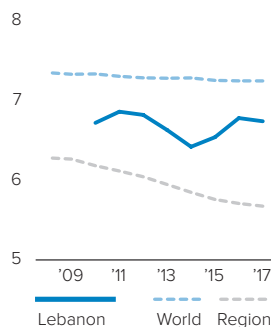
75/162 Ranking

Score 6.97

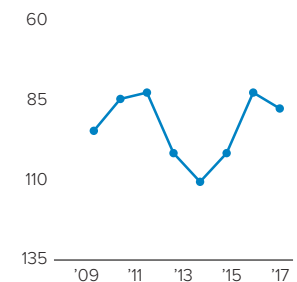


Human Freedom

Score over Time



Ranking over Time



LEBANON

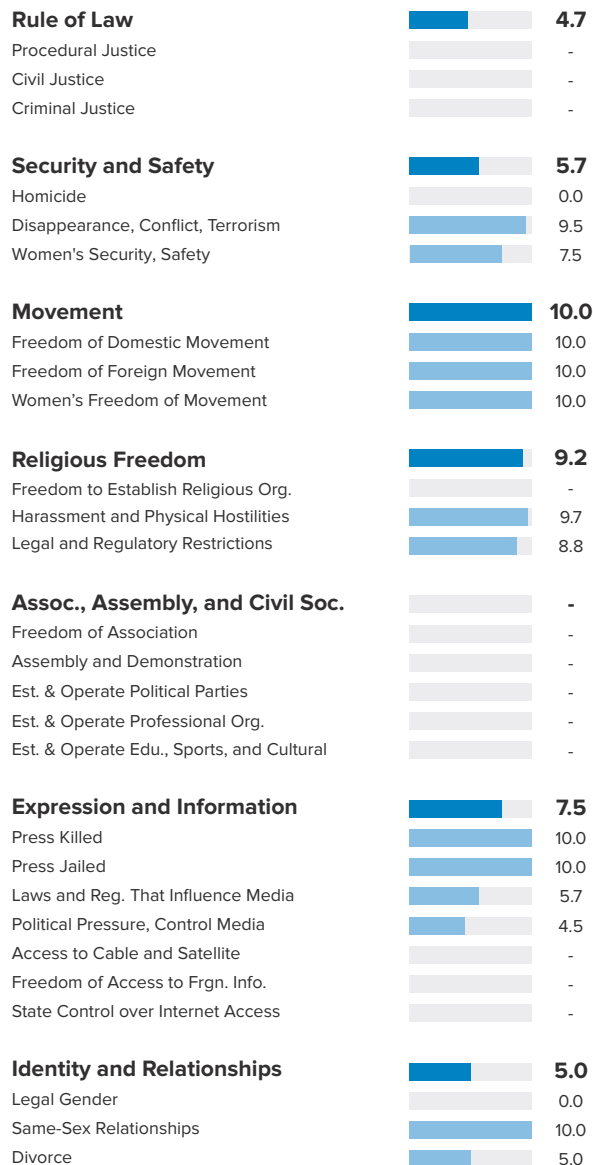
MIDDLE EAST & NORTH AFRICA

	2008	2009	2010	2011	2012	2013	2014	2015	2016	2017
Human Freedom	-	-	6.72	6.86	6.82	6.63	6.42	6.54	6.78	6.74
Ranking	-	-	95	85	83	102	111	102	83	88
Economic Freedom	-	-	7.14	7.22	7.00	7.01	7.02	7.06	7.06	6.97
Personal Freedom	-	-	6.29	6.49	6.64	6.24	5.83	6.02	6.50	6.52
Rule of Law	-	-	5.3	5.3	4.9	4.9	4.5	4.1	4.3	4.3
Procedural Justice	-	-	6.4	6.4	6.1	6.1	5.0	4.4	2.9	2.9
Civil Justice	-	-	4.5	4.5	4.5	4.5	4.5	4.8	4.7	4.7
Criminal Justice	-	-	4.9	4.9	4.1	4.1	3.9	3.1	3.7	3.7
Security and Safety	-	-	8.1	7.8	7.9	5.9	5.3	5.9	7.0	7.0
Homicide	-	-	8.5	8.5	8.4	8.2	8.3	8.4	8.4	8.4
Disappearance, Conflict, Terrorism	-	-	8.4	7.3	7.6	4.5	2.6	4.4	7.7	6.2
Women's Security, Safety	-	-	7.5	7.5	7.5	5.0	5.0	5.0	5.0	6.3
Movement	-	-	5.0	5.0	8.3	8.3	5.0	6.7	8.3	10.0
Freedom of Domestic Movement	-	-	5.0	5.0	10.0	10.0	5.0	5.0	10.0	10.0
Freedom of Foreign Movement	-	-	5.0	5.0	10.0	10.0	5.0	10.0	10.0	10.0
Women's Freedom of Movement	-	-	5.0	5.0	5.0	5.0	5.0	5.0	5.0	10.0
Religious Freedom	-	-	8.0	8.5	8.5	8.4	7.8	7.5	7.2	7.2
Freedom to Establish Religious Org.	-	-	7.1	8.8	8.8	8.8	7.5	7.5	7.5	7.5
Harassment and Physical Hostilities	-	-	9.0	9.3	9.1	8.8	9.1	8.3	7.9	7.9
Legal and Regulatory Restrictions	-	-	8.0	7.6	7.7	7.7	6.9	6.8	6.0	6.0
Assoc., Assembly, and Civil Society	-	-	8.3	9.0	9.0	9.0	9.0	9.0	9.0	9.0
Freedom of Association	-	-	10.0	10.0	10.0	10.0	10.0	10.0	10.0	10.0
Assembly and Demonstration	-	-	10.0	10.0	10.0	10.0	10.0	10.0	10.0	10.0
Est. & Operate Political Parties	-	-	8.3	8.8	8.8	8.8	7.5	7.5	7.5	7.5
Est. & Operate Professional Organizations	-	-	5.8	7.5	7.5	7.5	7.5	7.5	7.5	7.5
Est. & Operate Edu., Sporting, and Cultural	-	-	7.1	8.8	8.8	8.8	10.0	10.0	10.0	10.0
Expression and Information	-	-	6.8	8.5	7.4	8.4	8.3	8.3	8.3	8.3
Press Killed	-	-	2.3	10.0	3.2	10.0	10.0	10.0	10.0	10.0
Press Jailed	-	-	10.0	10.0	10.0	10.0	10.0	10.0	10.0	10.0
Laws and Reg. That Influence Media	-	-	4.0	4.0	4.0	4.0	3.3	3.3	3.3	3.3
Political Pressure, Control Media	-	-	4.8	5.3	4.8	4.8	4.8	4.5	4.8	4.8
Access to Cable and Satellite	-	-	10.0	10.0	10.0	10.0	10.0	10.0	10.0	10.0
Freedom of Access to Frgn. Info.	-	-	10.0	10.0	10.0	10.0	10.0	10.0	10.0	10.0
State Control over Internet Access	-	-	6.7	10.0	10.0	10.0	10.0	10.0	10.0	10.0
Identity and Relationships	-	-	1.3	1.3	1.3	1.3	3.8	3.8	3.8	2.5
Legal Gender	-	-	-	-	-	-	-	-	-	-
Same-Sex Relationships	-	-	0.0	0.0	0.0	0.0	5.0	5.0	5.0	5.0
Divorce	-	-	2.5	2.5	2.5	2.5	2.5	2.5	2.5	0.0

Personal Freedom

94/162 Ranking

Score 6.57



Economic Freedom

109/162 Ranking

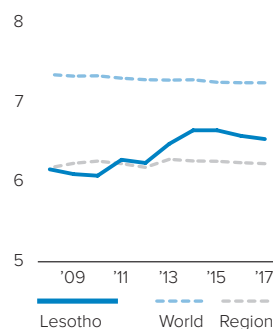
Score 6.50



Human Freedom

Score over Time

Ranking over Time



LESOTHO

SUB-SAHARAN AFRICA

	2008	2009	2010	2011	2012	2013	2014	2015	2016	2017
Human Freedom Ranking	6.16	6.10	6.08	6.28	6.24	6.48	6.65	6.65	6.58	6.54
	112	116	125	115	117	110	92	94	99	104
Economic Freedom	6.20	6.20	6.21	6.30	6.33	6.46	6.58	6.60	6.53	6.50
Personal Freedom	6.12	6.00	5.95	6.25	6.15	6.51	6.72	6.70	6.63	6.57
Rule of Law	5.2	5.2	5.1	5.1	4.8	4.9	4.8	4.9	4.9	4.7
Procedural Justice	0.0	0.0	0.0	0.0	-	-	-	-	-	-
Civil Justice	0.0	0.0	0.0	0.0	-	-	-	-	-	-
Criminal Justice	0.0	0.0	0.0	0.0	-	-	-	-	-	-
Security and Safety	4.2	4.0	4.0	4.4	4.4	5.7	5.5	5.6	5.3	5.7
Homicide	0.0	0.0	0.0	0.0	0.0	0.0	0.0	0.0	0.0	0.0
Disappearance, Conflict, Terrorism	10.0	9.5	9.5	9.5	9.5	9.5	9.0	9.4	8.5	9.5
Women's Security, Safety	2.5	2.5	2.5	3.8	3.8	7.5	7.5	7.5	7.5	7.5
Movement	8.3	8.3	8.3	10.0	10.0	10.0	10.0	10.0	10.0	10.0
Freedom of Domestic Movement	10.0	10.0	10.0	10.0	10.0	10.0	10.0	10.0	10.0	10.0
Freedom of Foreign Movement	10.0	10.0	10.0	10.0	10.0	10.0	10.0	10.0	10.0	10.0
Women's Freedom of Movement	5.0	5.0	5.0	10.0	10.0	10.0	10.0	10.0	10.0	10.0
Religious Freedom	8.0	7.8	7.2	7.0	6.8	7.0	6.7	9.0	9.2	9.2
Freedom to Establish Religious Org.	-	-	-	-	-	-	-	-	-	-
Harassment and Physical Hostilities	8.4	9.1	8.0	7.6	6.9	7.6	6.9	9.8	9.7	9.7
Legal and Regulatory Restrictions	7.7	6.6	6.3	6.5	6.8	6.3	6.5	8.2	8.8	8.8
Assoc., Assembly, and Civil Society	-	-	-	-	-	-	-	-	-	-
Freedom of Association	-	-	-	-	-	-	-	-	-	-
Assembly and Demonstration	-	-	-	-	-	-	-	-	-	-
Est. & Operate Political Parties	-	-	-	-	-	-	-	-	-	-
Est. & Operate Professional Organizations	-	-	-	-	-	-	-	-	-	-
Est. & Operate Edu., Sporting, and Cultural	-	-	-	-	-	-	-	-	-	-
Expression and Information	7.6	7.1	7.6	7.6	7.6	7.8	7.7	7.7	7.5	7.5
Press Killed	10.0	10.0	10.0	10.0	10.0	10.0	10.0	10.0	10.0	10.0
Press Jailed	10.0	10.0	10.0	10.0	10.0	10.0	10.0	10.0	10.0	10.0
Laws and Reg. That Influence Media	5.3	4.3	5.3	5.3	5.3	5.7	5.7	5.7	5.7	5.7
Political Pressure, Control Media	5.3	4.3	5.3	5.3	5.3	5.5	5.3	5.0	4.5	4.5
Access to Cable and Satellite	-	-	-	-	-	-	-	-	-	-
Freedom of Access to Frgn. Info.	-	-	-	-	-	-	-	-	-	-
State Control over Internet Access	-	-	-	-	-	-	-	-	-	-
Identity and Relationships	6.3	6.3	6.3	6.3	6.3	6.3	8.8	5.8	5.8	5.0
Legal Gender	-	-	-	-	-	-	-	0.0	0.0	0.0
Same-Sex Relationships	5.0	5.0	5.0	5.0	5.0	5.0	10.0	10.0	10.0	10.0
Divorce	7.5	7.5	7.5	7.5	7.5	7.5	7.5	7.5	7.5	5.0

LIBERIA

SUB-SAHARAN AFRICA

Ranking

113

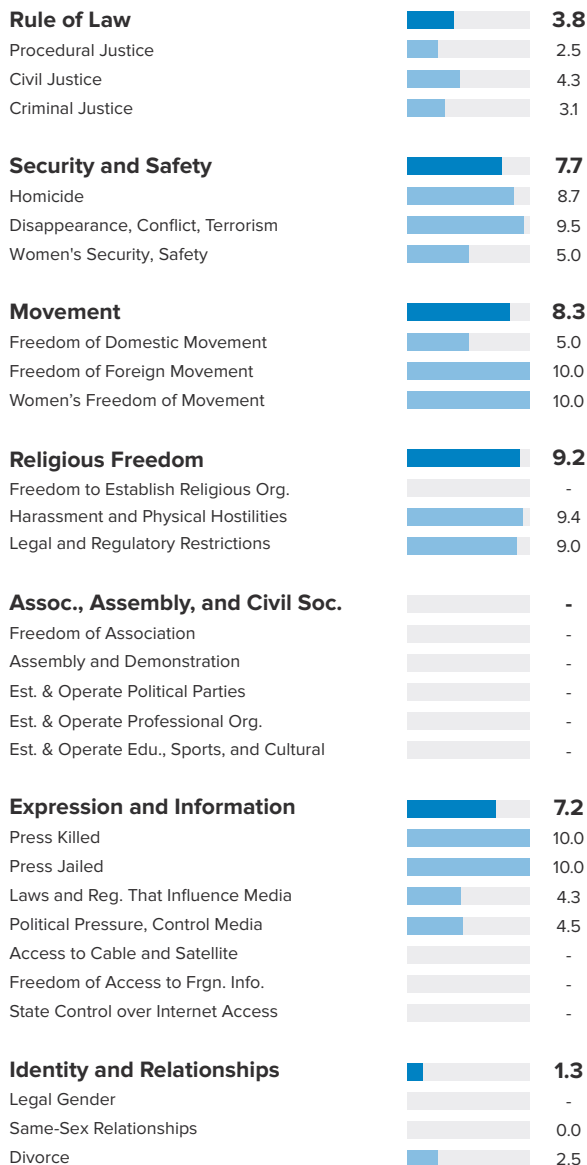
Score

6.35

Personal Freedom

118/162 Ranking

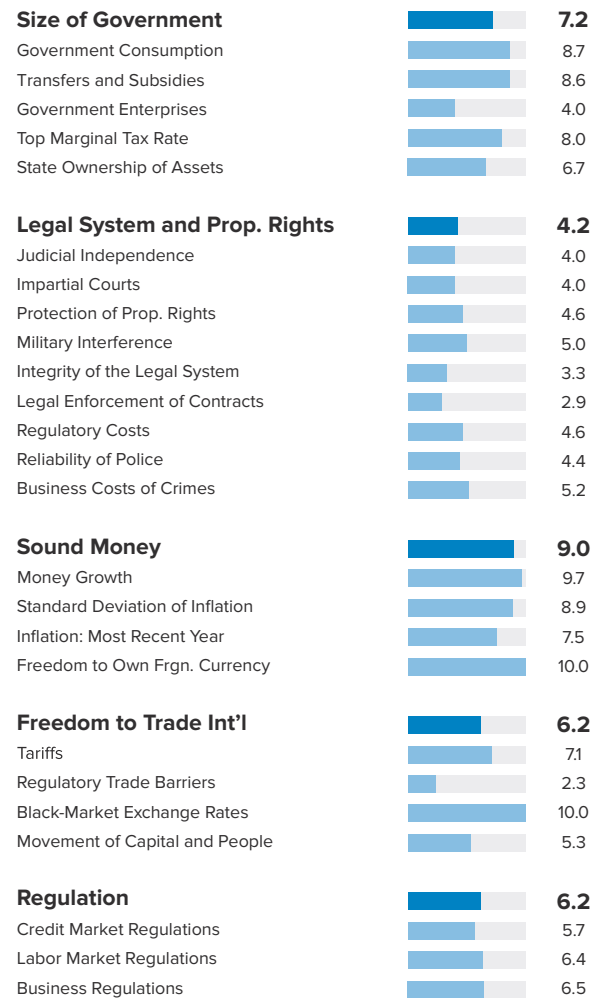
Score 6.13



Economic Freedom

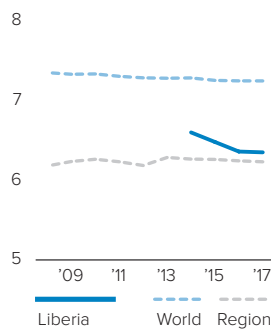
105/162 Ranking

Score 6.56

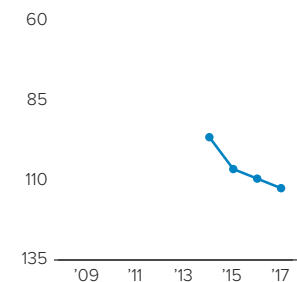


Human Freedom

Score over Time



Ranking over Time



LIBERIA

SUB-SAHARAN AFRICA

	2008	2009	2010	2011	2012	2013	2014	2015	2016	2017
Human Freedom	-	-	-	-	-	-	6.60	6.48	6.36	6.35
Ranking	-	-	-	-	-	-	97	107	110	113
Economic Freedom	-	-	-	-	-	-	7.11	6.94	6.68	6.56
Personal Freedom	-	-	-	-	-	-	6.10	6.01	6.05	6.13
Rule of Law	-	-	-	-	-	-	4.1	3.7	3.8	3.8
Procedural Justice	-	-	-	-	-	-	4.6	4.0	2.5	2.5
Civil Justice	-	-	-	-	-	-	4.4	4.5	4.3	4.3
Criminal Justice	-	-	-	-	-	-	3.2	2.6	3.1	3.1
Security and Safety	-	-	-	-	-	-	7.6	7.6	7.6	7.7
Homicide	-	-	-	-	-	-	8.7	8.7	8.7	8.7
Disappearance, Conflict, Terrorism	-	-	-	-	-	-	9.5	9.5	9.5	9.5
Women's Security, Safety	-	-	-	-	-	-	4.6	4.6	4.6	5.0
Movement	-	-	-	-	-	-	6.7	6.7	6.7	8.3
Freedom of Domestic Movement	-	-	-	-	-	-	5.0	5.0	5.0	5.0
Freedom of Foreign Movement	-	-	-	-	-	-	10.0	10.0	10.0	10.0
Women's Freedom of Movement	-	-	-	-	-	-	5.0	5.0	5.0	10.0
Religious Freedom	-	-	-	-	-	-	9.1	9.0	9.2	9.2
Freedom to Establish Religious Org.	-	-	-	-	-	-	-	-	-	-
Harassment and Physical Hostilities	-	-	-	-	-	-	9.7	9.2	9.4	9.4
Legal and Regulatory Restrictions	-	-	-	-	-	-	8.5	8.8	9.0	9.0
Assoc., Assembly, and Civil Society	-	-	-	-	-	-	-	-	-	-
Freedom of Association	-	-	-	-	-	-	-	-	-	-
Assembly and Demonstration	-	-	-	-	-	-	-	-	-	-
Est. & Operate Political Parties	-	-	-	-	-	-	-	-	-	-
Est. & Operate Professional Organizations	-	-	-	-	-	-	-	-	-	-
Est. & Operate Edu., Sporting, and Cultural	-	-	-	-	-	-	-	-	-	-
Expression and Information	-	-	-	-	-	-	7.2	7.4	7.2	7.2
Press Killed	-	-	-	-	-	-	10.0	10.0	10.0	10.0
Press Jailed	-	-	-	-	-	-	10.0	10.0	10.0	10.0
Laws and Reg. That Influence Media	-	-	-	-	-	-	4.3	4.7	4.3	4.3
Political Pressure, Control Media	-	-	-	-	-	-	4.5	4.8	4.5	4.5
Access to Cable and Satellite	-	-	-	-	-	-	-	-	-	-
Freedom of Access to Frgn. Info.	-	-	-	-	-	-	-	-	-	-
State Control over Internet Access	-	-	-	-	-	-	-	-	-	-
Identity and Relationships	-	-	-	-	-	-	2.5	2.5	2.5	1.3
Legal Gender	-	-	-	-	-	-	-	-	-	-
Same-Sex Relationships	-	-	-	-	-	-	0.0	0.0	0.0	0.0
Divorce	-	-	-	-	-	-	5.0	5.0	5.0	2.5

LIBYA

MIDDLE EAST & NORTH AFRICA

Ranking

156

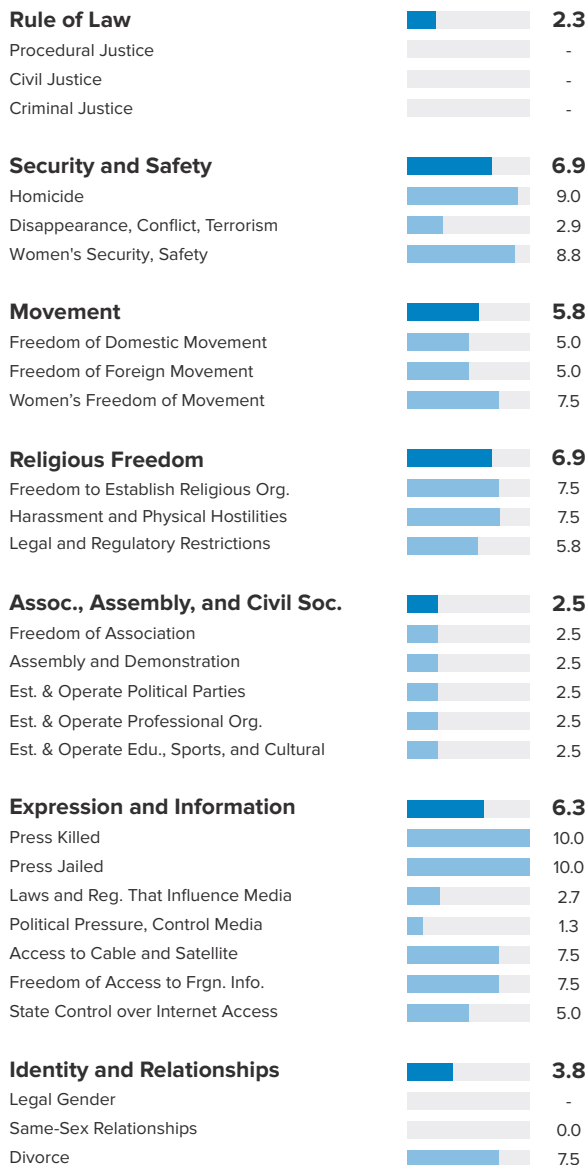
Score

4.64

Personal Freedom

151/162 Ranking

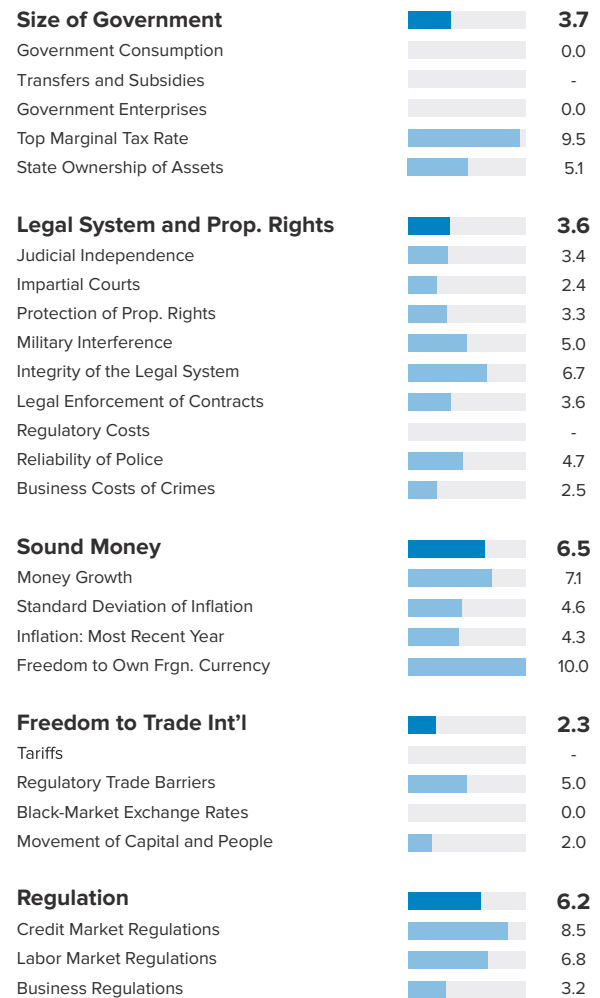
Score 4.83



Economic Freedom

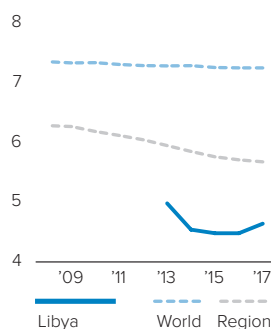
161/162 Ranking

Score 4.45

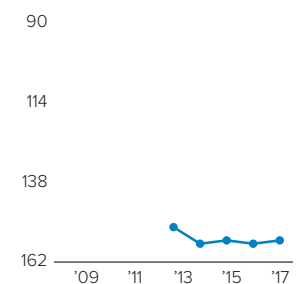


Human Freedom

Score over Time



Ranking over Time



LIBYA

MIDDLE EAST & NORTH AFRICA

	2008	2009	2010	2011	2012	2013	2014	2015	2016	2017
Human Freedom	-	-	-	-	-	4.98	4.54	4.48	4.48	4.64
Ranking	-	-	-	-	-	152	157	156	157	156
Economic Freedom	-	-	-	-	-	4.78	4.82	4.93	4.83	4.45
Personal Freedom	-	-	-	-	-	5.17	4.26	4.03	4.12	4.83
Rule of Law	-	-	-	-	-	3.2	2.8	2.6	2.3	2.3
Procedural Justice	-	-	-	-	-	-	-	-	-	-
Civil Justice	-	-	-	-	-	-	-	-	-	-
Criminal Justice	-	-	-	-	-	-	-	-	-	-
Security and Safety	-	-	-	-	-	5.8	5.0	5.0	5.3	6.9
Homicide	-	-	-	-	-	9.0	9.0	9.0	9.0	9.0
Disappearance, Conflict, Terrorism	-	-	-	-	-	3.5	1.0	1.0	2.0	2.9
Women's Security, Safety	-	-	-	-	-	5.0	5.0	5.0	5.0	8.8
Movement	-	-	-	-	-	5.0	5.0	5.0	6.7	5.8
Freedom of Domestic Movement	-	-	-	-	-	5.0	5.0	5.0	10.0	5.0
Freedom of Foreign Movement	-	-	-	-	-	5.0	5.0	5.0	5.0	5.0
Women's Freedom of Movement	-	-	-	-	-	5.0	5.0	5.0	5.0	7.5
Religious Freedom	-	-	-	-	-	8.7	8.7	7.0	6.9	6.9
Freedom to Establish Religious Org.	-	-	-	-	-	7.5	7.5	7.5	7.5	7.5
Harassment and Physical Hostilities	-	-	-	-	-	9.4	9.8	7.6	7.5	7.5
Legal and Regulatory Restrictions	-	-	-	-	-	9.0	8.9	6.1	5.8	5.8
Assoc., Assembly, and Civil Society	-	-	-	-	-	7.3	2.5	2.5	2.5	2.5
Freedom of Association	-	-	-	-	-	7.5	2.5	2.5	2.5	2.5
Assembly and Demonstration	-	-	-	-	-	7.5	2.5	2.5	2.5	2.5
Est. & Operate Political Parties	-	-	-	-	-	7.5	2.5	2.5	2.5	2.5
Est. & Operate Professional Organizations	-	-	-	-	-	6.3	2.5	2.5	2.5	2.5
Est. & Operate Edu., Sporting, and Cultural	-	-	-	-	-	7.5	2.5	2.5	2.5	2.5
Expression and Information	-	-	-	-	-	7.1	5.6	5.5	4.8	6.3
Press Killed	-	-	-	-	-	4.6	4.6	4.7	0.0	10.0
Press Jailed	-	-	-	-	-	10.0	10.0	10.0	10.0	10.0
Laws and Reg. That Influence Media	-	-	-	-	-	4.7	2.7	2.7	2.7	2.7
Political Pressure, Control Media	-	-	-	-	-	2.8	1.8	1.5	1.3	1.3
Access to Cable and Satellite	-	-	-	-	-	10.0	7.5	7.5	7.5	7.5
Freedom of Access to Frgn. Info.	-	-	-	-	-	10.0	7.5	7.5	7.5	7.5
State Control over Internet Access	-	-	-	-	-	7.5	5.0	5.0	5.0	5.0
Identity and Relationships	-	-	-	-	-	1.3	1.3	1.3	1.3	3.8
Legal Gender	-	-	-	-	-	-	-	-	-	-
Same-Sex Relationships	-	-	-	-	-	0.0	0.0	0.0	0.0	0.0
Divorce	-	-	-	-	-	2.5	2.5	2.5	2.5	7.5

LITHUANIA

EASTERN EUROPE

Ranking

22

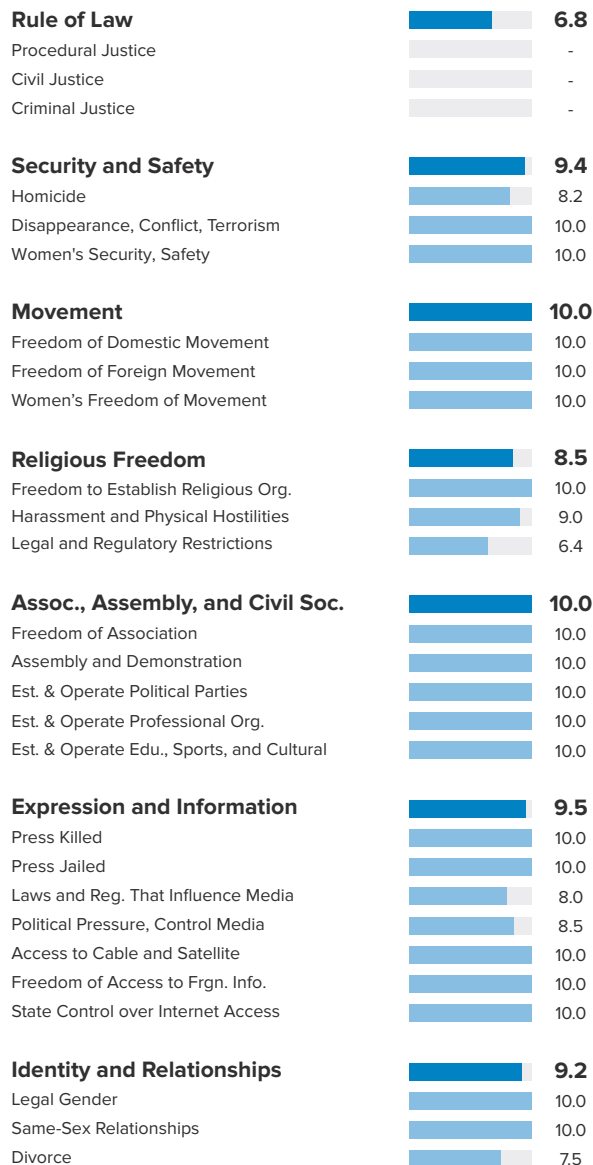
Score

8.32

Personal Freedom

25/162 Ranking

Score 8.76



Economic Freedom

16/162 Ranking

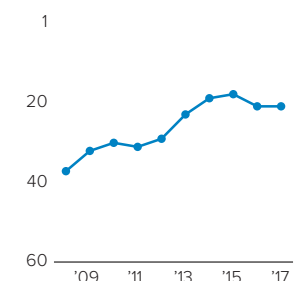
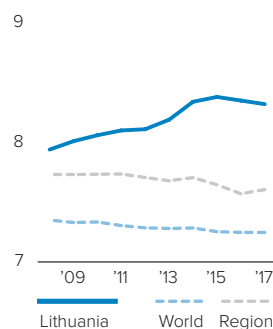
Score 7.88



Human Freedom

Score over Time

Ranking over Time



LITHUANIA

EASTERN EUROPE

	2008	2009	2010	2011	2012	2013	2014	2015	2016	2017
Human Freedom Ranking	7.94 38	8.01 33	8.06 31	8.10 32	8.11 30	8.19 24	8.34 20	8.38 19	8.35 22	8.32 22
Economic Freedom	7.31	7.34	7.44	7.46	7.52	7.71	7.94	7.90	7.88	7.88
Personal Freedom	8.57	8.68	8.67	8.74	8.69	8.68	8.74	8.85	8.82	8.76
Rule of Law	6.5	6.5	6.6	6.6	6.5	6.4	6.6	6.9	6.8	6.8
Procedural Justice	-	-	-	-	-	-	-	-	-	-
Civil Justice	-	-	-	-	-	-	-	-	-	-
Criminal Justice	-	-	-	-	-	-	-	-	-	-
Security and Safety	8.8	8.9	9.1	9.1	9.1	9.1	9.3	9.2	9.3	9.4
Homicide	6.3	6.8	7.2	7.3	7.3	7.4	7.9	7.7	7.9	8.2
Disappearance, Conflict, Terrorism	10.0	10.0	10.0	10.0	10.0	10.0	10.0	10.0	10.0	10.0
Women's Security, Safety	10.0	10.0	10.0	10.0	10.0	10.0	10.0	10.0	10.0	10.0
Movement	10.0	10.0	10.0	10.0	10.0	10.0	10.0	10.0	10.0	10.0
Freedom of Domestic Movement	10.0	10.0	10.0	10.0	10.0	10.0	10.0	10.0	10.0	10.0
Freedom of Foreign Movement	10.0	10.0	10.0	10.0	10.0	10.0	10.0	10.0	10.0	10.0
Women's Freedom of Movement	10.0	10.0	10.0	10.0	10.0	10.0	10.0	10.0	10.0	10.0
Religious Freedom	8.8	9.2	9.0	8.9	8.6	8.4	8.4	8.8	8.5	8.5
Freedom to Establish Religious Org.	10.0	10.0	10.0	10.0	10.0	10.0	10.0	10.0	10.0	10.0
Harassment and Physical Hostilities	9.4	9.5	9.6	9.4	9.4	9.0	9.1	9.0	9.0	9.0
Legal and Regulatory Restrictions	7.0	8.1	7.3	7.2	6.3	6.3	6.1	7.6	6.4	6.4
Assoc., Assembly, and Civil Society	9.3	9.3	9.3	10.0	10.0	10.0	10.0	10.0	10.0	10.0
Freedom of Association	10.0	10.0	10.0	10.0	10.0	10.0	10.0	10.0	10.0	10.0
Assembly and Demonstration	7.5	7.5	7.5	10.0	10.0	10.0	10.0	10.0	10.0	10.0
Est. & Operate Political Parties	8.8	8.8	8.8	10.0	10.0	10.0	10.0	10.0	10.0	10.0
Est. & Operate Professional Organizations	10.0	10.0	10.0	10.0	10.0	10.0	10.0	10.0	10.0	10.0
Est. & Operate Edu., Sporting, and Cultural	10.0	10.0	10.0	10.0	10.0	10.0	10.0	10.0	10.0	10.0
Expression and Information	9.5	9.8	9.4	9.4	9.4	9.4	9.4	9.5	9.5	9.5
Press Killed	10.0	10.0	10.0	10.0	10.0	10.0	10.0	10.0	10.0	10.0
Press Jailed	10.0	10.0	10.0	10.0	10.0	10.0	10.0	10.0	10.0	10.0
Laws and Reg. That Influence Media	8.3	9.3	8.3	8.3	8.0	8.0	7.7	8.0	8.0	8.0
Political Pressure, Control Media	8.3	9.3	7.8	7.8	8.0	8.0	8.0	8.3	8.5	8.5
Access to Cable and Satellite	10.0	10.0	10.0	10.0	10.0	10.0	10.0	10.0	10.0	10.0
Freedom of Access to Frgn. Info.	10.0	10.0	10.0	10.0	10.0	10.0	10.0	10.0	10.0	10.0
State Control over Internet Access	10.0	10.0	10.0	10.0	10.0	10.0	10.0	10.0	10.0	10.0
Identity and Relationships	10.0	10.0	10.0	10.0	10.0	10.0	10.0	10.0	10.0	9.2
Legal Gender	-	-	-	-	-	-	-	10.0	10.0	10.0
Same-Sex Relationships	10.0	10.0	10.0	10.0	10.0	10.0	10.0	10.0	10.0	10.0
Divorce	10.0	10.0	10.0	10.0	10.0	10.0	10.0	10.0	10.0	7.5

LUXEMBOURG

WESTERN EUROPE

Ranking

6

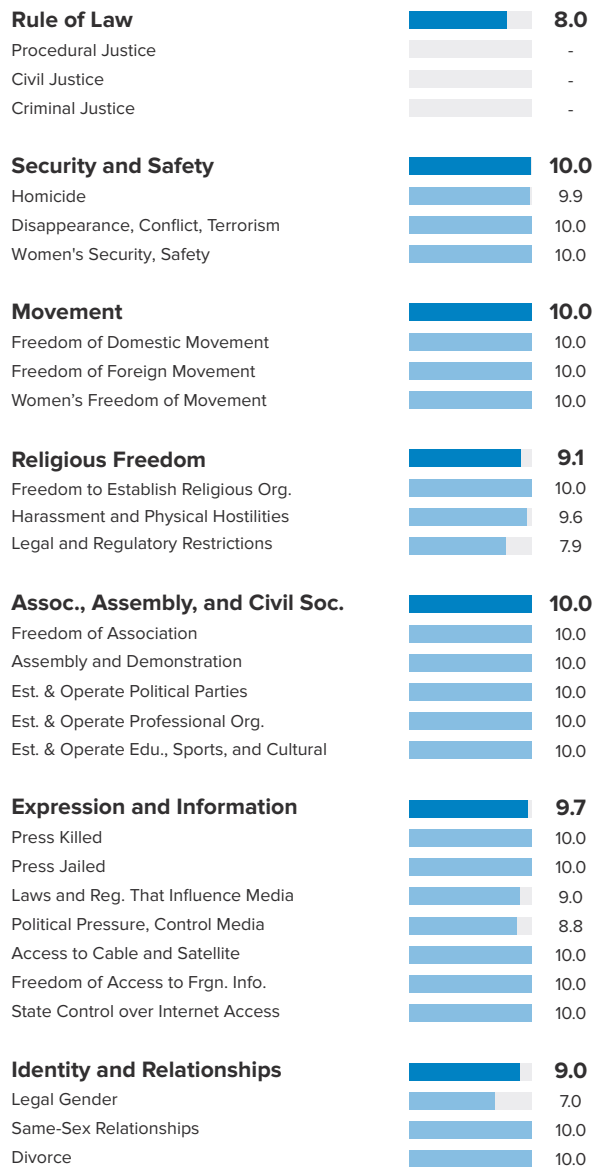
Score

8.56

Personal Freedom

5/162 Ranking

Score 9.26



Economic Freedom

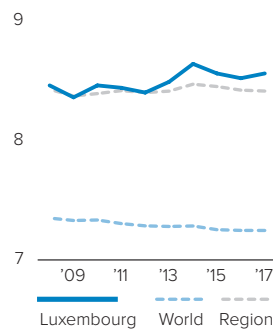
17/162 Ranking

Score 7.86

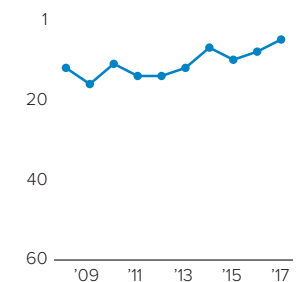


Human Freedom

Score over Time



Ranking over Time



LUXEMBOURG

WESTERN EUROPE

	2008	2009	2010	2011	2012	2013	2014	2015	2016	2017
Human Freedom Ranking	8.46	8.36	8.46	8.44	8.40	8.49	8.64	8.56	8.52	8.56
Economic Freedom	7.82	7.74	7.70	7.67	7.63	7.77	7.93	7.81	7.79	7.86
Personal Freedom	9.10	8.99	9.21	9.21	9.17	9.20	9.36	9.31	9.24	9.26
Rule of Law	7.9	8.0	8.0	8.0	7.9	7.9	8.0	8.3	8.0	8.0
Procedural Justice	-	-	-	-	-	-	-	-	-	-
Civil Justice	-	-	-	-	-	-	-	-	-	-
Criminal Justice	-	-	-	-	-	-	-	-	-	-
Security and Safety	9.6	9.9	9.7	9.9	10.0	10.0	9.9	9.9	9.9	10.0
Homicide	9.3	9.6	9.2	9.7	9.9	9.9	9.7	9.6	9.6	9.9
Disappearance, Conflict, Terrorism	9.5	10.0	10.0	10.0	10.0	10.0	10.0	10.0	10.0	10.0
Women's Security, Safety	10.0	10.0	10.0	10.0	10.0	10.0	10.0	10.0	10.0	10.0
Movement	10.0	10.0	10.0	10.0	10.0	10.0	10.0	10.0	10.0	10.0
Freedom of Domestic Movement	10.0	10.0	10.0	10.0	10.0	10.0	10.0	10.0	10.0	10.0
Freedom of Foreign Movement	10.0	10.0	10.0	10.0	10.0	10.0	10.0	10.0	10.0	10.0
Women's Freedom of Movement	10.0	10.0	10.0	10.0	10.0	10.0	10.0	10.0	10.0	10.0
Religious Freedom	8.0	8.3	8.6	8.2	8.1	8.3	9.0	9.0	9.1	9.1
Freedom to Establish Religious Org.	-	-	-	-	-	-	10.0	10.0	10.0	10.0
Harassment and Physical Hostilities	9.1	9.3	9.1	9.2	9.2	9.3	9.3	9.9	9.6	9.6
Legal and Regulatory Restrictions	7.0	7.3	8.0	7.3	7.0	7.2	7.8	7.1	7.9	7.9
Assoc., Assembly, and Civil Society	-	-	-	-	-	-	10.0	10.0	10.0	10.0
Freedom of Association	-	-	-	-	-	-	10.0	10.0	10.0	10.0
Assembly and Demonstration	-	-	-	-	-	-	10.0	10.0	10.0	10.0
Est. & Operate Political Parties	-	-	-	-	-	-	10.0	10.0	10.0	10.0
Est. & Operate Professional Organizations	-	-	-	-	-	-	10.0	10.0	10.0	10.0
Est. & Operate Edu., Sporting, and Cultural	-	-	-	-	-	-	10.0	10.0	10.0	10.0
Expression and Information	9.6	7.9	9.6	9.6	9.6	9.6	9.8	9.7	9.7	9.7
Press Killed	10.0	10.0	10.0	10.0	10.0	10.0	10.0	10.0	10.0	10.0
Press Jailed	10.0	10.0	10.0	10.0	10.0	10.0	10.0	10.0	10.0	10.0
Laws and Reg. That Influence Media	9.3	6.0	9.3	9.3	9.3	9.3	9.3	9.0	9.0	9.0
Political Pressure, Control Media	9.3	5.5	9.3	9.3	9.0	9.0	9.0	9.0	8.8	8.8
Access to Cable and Satellite	-	-	-	-	-	-	10.0	10.0	10.0	10.0
Freedom of Access to Frgn. Info.	-	-	-	-	-	-	10.0	10.0	10.0	10.0
State Control over Internet Access	-	-	-	-	-	-	10.0	10.0	10.0	10.0
Identity and Relationships	10.0	10.0	10.0	10.0	10.0	10.0	10.0	9.0	9.0	9.0
Legal Gender	-	-	-	-	-	-	-	7.0	7.0	7.0
Same-Sex Relationships	10.0	10.0	10.0	10.0	10.0	10.0	10.0	10.0	10.0	10.0
Divorce	10.0	10.0	10.0	10.0	10.0	10.0	10.0	10.0	10.0	10.0

MADAGASCAR

SUB-SAHARAN AFRICA

Ranking

115

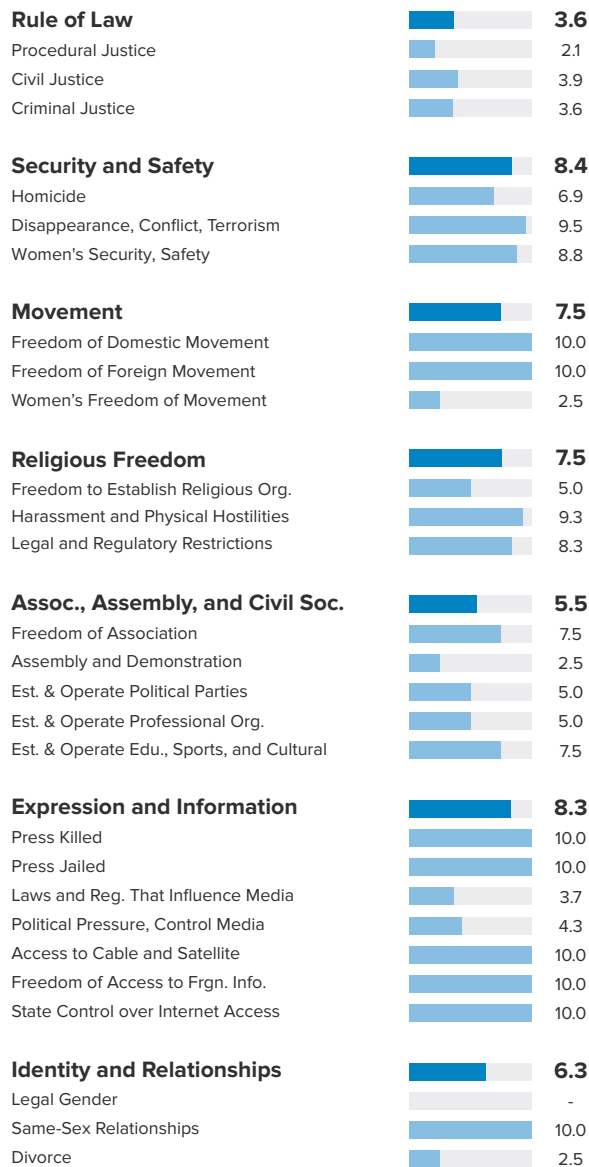
Score

6.32

Personal Freedom

101/162 Ranking

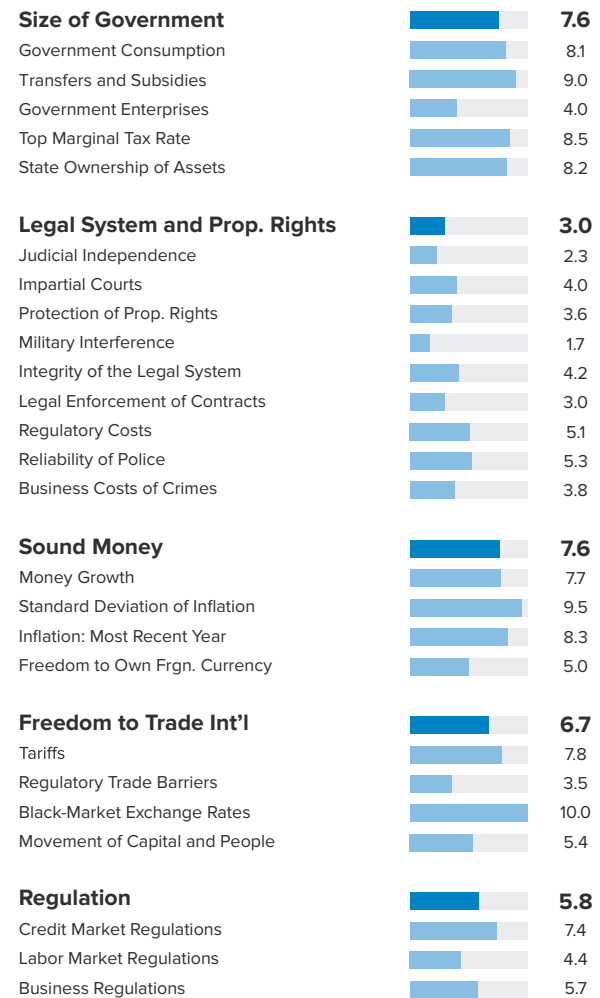
Score 6.51



Economic Freedom

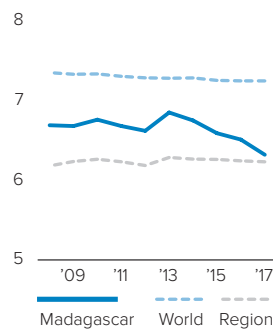
126/162 Ranking

Score 6.14

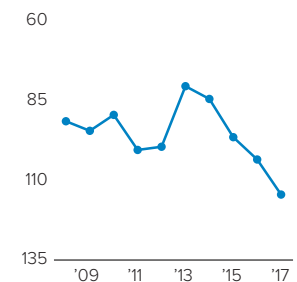


Human Freedom

Score over Time



Ranking over Time



MADAGASCAR

SUB-SAHARAN AFRICA

	2008	2009	2010	2011	2012	2013	2014	2015	2016	2017
Human Freedom Ranking	6.69	6.68	6.76	6.68	6.62	6.85	6.75	6.59	6.51	6.32
Economic Freedom	6.08	6.24	6.44	6.26	6.49	6.65	6.52	6.36	6.25	6.14
Personal Freedom	7.29	7.12	7.07	7.10	6.75	7.06	6.98	6.82	6.76	6.51
Rule of Law	4.9	4.9	4.9	4.9	3.5	3.5	4.9	3.7	3.6	3.6
Procedural Justice	4.3	4.3	4.3	4.3	2.9	2.9	2.4	3.1	2.1	2.1
Civil Justice	5.3	5.3	5.3	5.3	4.1	4.1	4.1	4.1	3.9	3.9
Criminal Justice	4.9	4.9	4.9	4.9	3.5	3.5	3.5	4.0	3.6	3.6
Security and Safety	8.3	8.3	8.1	6.8	6.8	8.0	8.0	8.0	7.9	8.4
Homicide	6.3	6.3	6.3	6.3	6.3	6.9	6.9	6.9	6.9	6.9
Disappearance, Conflict, Terrorism	8.5	8.5	8.0	9.0	9.0	9.5	9.4	9.5	9.3	9.5
Women's Security, Safety	10.0	10.0	10.0	5.0	5.0	7.5	7.5	7.5	7.5	8.8
Movement	10.0	8.3	8.3	8.3	8.3	8.3	8.3	10.0	10.0	7.5
Freedom of Domestic Movement	10.0	5.0	5.0	5.0	10.0	10.0	10.0	10.0	10.0	10.0
Freedom of Foreign Movement	10.0	10.0	10.0	10.0	5.0	5.0	5.0	10.0	10.0	10.0
Women's Freedom of Movement	10.0	10.0	10.0	10.0	10.0	10.0	10.0	10.0	10.0	2.5
Religious Freedom	7.9	8.2	8.3	9.5	9.5	9.5	8.2	7.6	7.5	7.5
Freedom to Establish Religious Org.	5.4	5.4	5.4	8.8	8.8	8.8	5.0	5.0	5.0	5.0
Harassment and Physical Hostilities	9.8	9.8	10.0	10.0	10.0	10.0	10.0	9.8	9.3	9.3
Legal and Regulatory Restrictions	8.5	9.3	9.6	9.6	9.6	9.6	9.6	8.1	8.3	8.3
Assoc., Assembly, and Civil Society	6.0	6.0	6.0	8.5	8.5	8.5	5.5	5.5	5.5	5.5
Freedom of Association	7.5	7.5	7.5	10.0	10.0	10.0	7.5	7.5	7.5	7.5
Assembly and Demonstration	5.0	5.0	5.0	5.0	5.0	5.0	2.5	2.5	2.5	2.5
Est. & Operate Political Parties	4.2	4.2	4.2	10.0	10.0	10.0	5.0	5.0	5.0	5.0
Est. & Operate Professional Organizations	6.7	6.7	6.7	8.8	8.8	8.8	5.0	5.0	5.0	5.0
Est. & Operate Edu., Sporting, and Cultural	6.7	6.7	6.7	8.8	8.8	8.8	7.5	7.5	7.5	7.5
Expression and Information	8.5	8.2	8.0	8.1	8.0	8.1	8.2	8.3	8.3	8.3
Press Killed	10.0	8.4	10.0	10.0	10.0	10.0	10.0	10.0	10.0	10.0
Press Jailed	10.0	10.0	10.0	10.0	10.0	10.0	10.0	10.0	10.0	10.0
Laws and Reg. That Influence Media	5.3	4.3	3.7	3.7	3.3	3.3	3.7	3.7	3.7	3.7
Political Pressure, Control Media	4.5	4.8	2.5	2.8	2.5	3.3	4.0	4.3	4.3	4.3
Access to Cable and Satellite	10.0	10.0	10.0	10.0	10.0	10.0	10.0	10.0	10.0	10.0
Freedom of Access to Frgn. Info.	10.0	10.0	10.0	10.0	10.0	10.0	10.0	10.0	10.0	10.0
State Control over Internet Access	10.0	10.0	10.0	10.0	10.0	10.0	10.0	10.0	10.0	10.0
Identity and Relationships	7.5	7.5	7.5	7.5	7.5	7.5	7.5	7.5	7.5	6.3
Legal Gender	-	-	-	-	-	-	-	-	-	-
Same-Sex Relationships	10.0	10.0	10.0	10.0	10.0	10.0	10.0	10.0	10.0	10.0
Divorce	5.0	5.0	5.0	5.0	5.0	5.0	5.0	5.0	5.0	2.5

MALAWI

SUB-SAHARAN AFRICA

Ranking

99

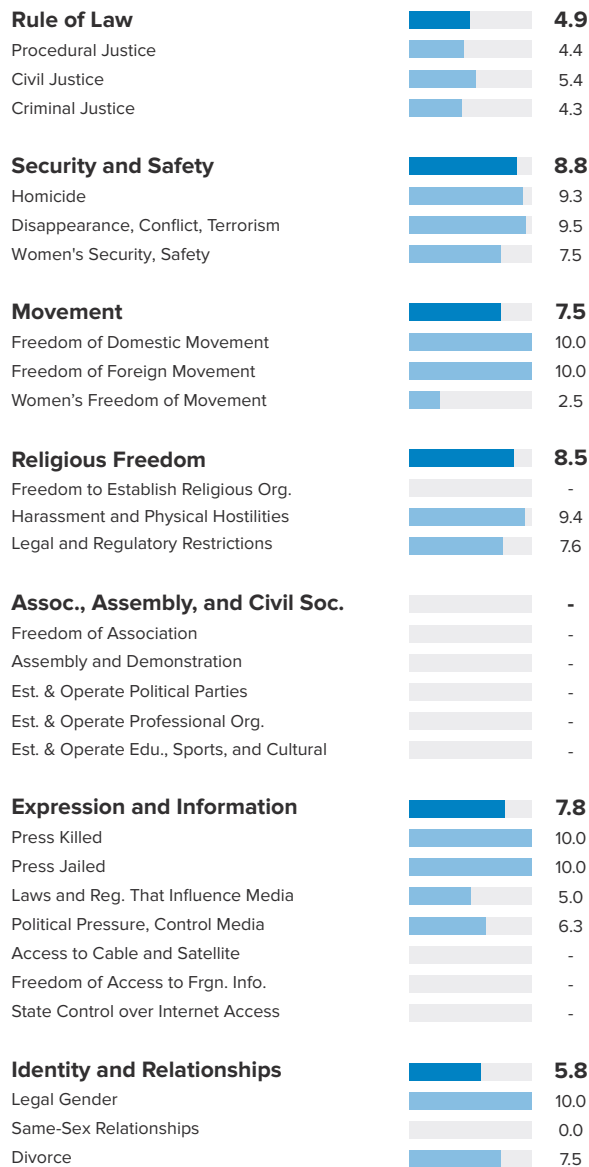
Score

6.60

Personal Freedom

73/162 Ranking

Score 7.13



Economic Freedom

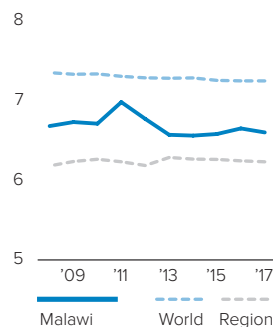
131/162 Ranking

Score 6.06

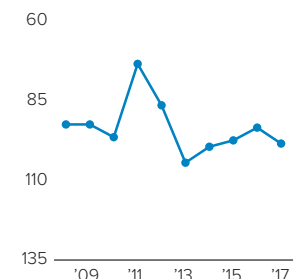


Human Freedom

Score over Time



Ranking over Time



MALAWI

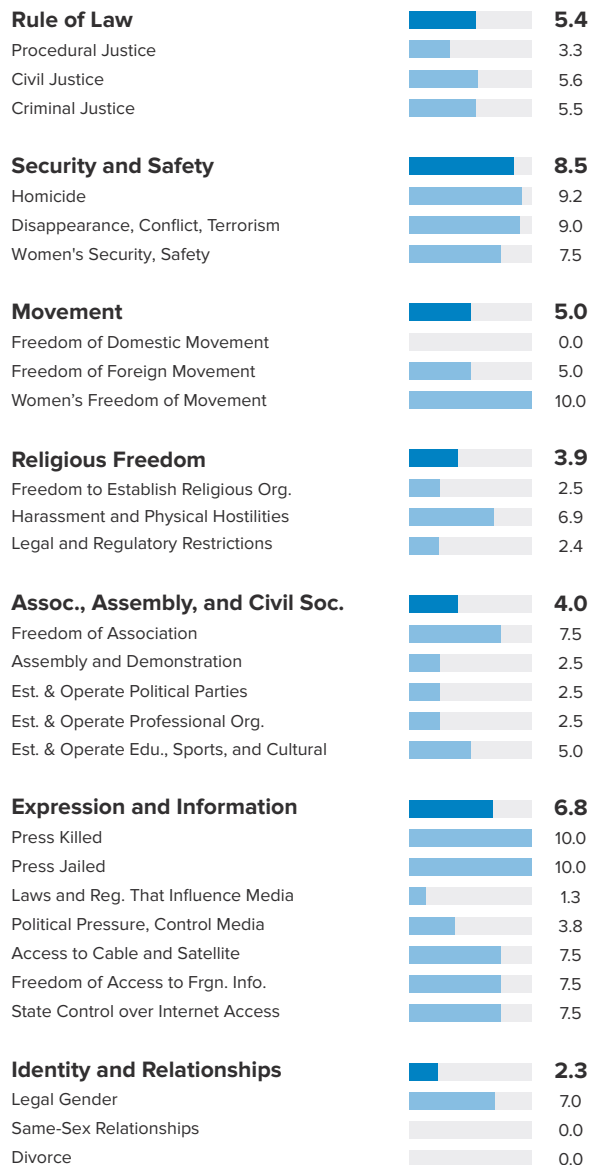
SUB-SAHARAN AFRICA

	2008	2009	2010	2011	2012	2013	2014	2015	2016	2017
Human Freedom Ranking	6.68	6.73	6.71	6.98	6.77	6.57	6.56	6.58	6.65	6.60
Economic Freedom	6.18	6.22	6.24	6.49	6.16	5.94	5.92	5.80	5.95	6.06
Personal Freedom	7.18	7.24	7.18	7.46	7.39	7.20	7.20	7.35	7.34	7.13
Rule of Law	4.8	4.8	4.8	4.8	5.2	5.2	5.6	4.9	4.9	4.9
Procedural Justice	4.0	4.0	4.0	4.0	4.8	4.8	5.0	4.9	4.4	4.4
Civil Justice	5.9	5.9	5.9	5.9	5.9	5.9	5.2	5.4	5.4	5.4
Criminal Justice	4.5	4.5	4.5	4.5	4.8	4.8	4.5	4.4	4.3	4.3
Security and Safety	8.0	8.4	8.2	9.5	9.5	8.8	8.8	8.8	8.8	8.8
Homicide	7.8	9.1	8.6	9.1	9.3	9.3	9.3	9.3	9.3	9.3
Disappearance, Conflict, Terrorism	9.5	9.5	9.5	9.5	9.5	9.5	9.5	9.5	9.5	9.5
Women's Security, Safety	6.6	6.6	6.6	9.8	9.8	7.5	7.5	7.5	7.5	7.5
Movement	8.3	8.3	8.3	8.3	6.7	6.7	8.3	8.3	8.3	7.5
Freedom of Domestic Movement	10.0	10.0	10.0	10.0	10.0	10.0	10.0	10.0	10.0	10.0
Freedom of Foreign Movement	10.0	10.0	10.0	10.0	5.0	5.0	10.0	10.0	10.0	10.0
Women's Freedom of Movement	5.0	5.0	5.0	5.0	5.0	5.0	5.0	5.0	5.0	2.5
Religious Freedom	8.8	9.1	8.2	8.4	8.1	8.1	7.8	8.6	8.5	8.5
Freedom to Establish Religious Org.	-	-	-	-	-	-	-	-	-	-
Harassment and Physical Hostilities	9.1	9.4	8.6	9.0	8.9	8.7	8.8	9.4	9.4	9.4
Legal and Regulatory Restrictions	8.5	8.8	7.8	7.7	7.4	7.4	6.9	7.8	7.6	7.6
Assoc., Assembly, and Civil Society	-	-	-	-	-	-	-	-	-	-
Freedom of Association	-	-	-	-	-	-	-	-	-	-
Assembly and Demonstration	-	-	-	-	-	-	-	-	-	-
Est. & Operate Political Parties	-	-	-	-	-	-	-	-	-	-
Est. & Operate Professional Organizations	-	-	-	-	-	-	-	-	-	-
Est. & Operate Edu., Sporting, and Cultural	-	-	-	-	-	-	-	-	-	-
Expression and Information	7.3	6.6	7.3	7.0	7.4	7.5	7.6	7.8	7.8	7.8
Press Killed	10.0	10.0	10.0	10.0	10.0	10.0	10.0	10.0	10.0	10.0
Press Jailed	10.0	10.0	10.0	10.0	10.0	10.0	10.0	10.0	10.0	10.0
Laws and Reg. That Influence Media	4.3	2.0	4.0	3.7	4.3	4.3	4.7	5.0	5.0	5.0
Political Pressure, Control Media	4.8	4.3	5.3	4.3	5.3	5.5	5.8	6.3	6.3	6.3
Access to Cable and Satellite	-	-	-	-	-	-	-	-	-	-
Freedom of Access to Frgn. Info.	-	-	-	-	-	-	-	-	-	-
State Control over Internet Access	-	-	-	-	-	-	-	-	-	-
Identity and Relationships	7.5	7.5	7.5	7.5	7.5	7.5	5.0	6.7	6.7	5.8
Legal Gender	-	-	-	-	-	-	-	10.0	10.0	10.0
Same-Sex Relationships	5.0	5.0	5.0	5.0	5.0	5.0	0.0	0.0	0.0	0.0
Divorce	10.0	10.0	10.0	10.0	10.0	10.0	10.0	10.0	10.0	7.5

Personal Freedom

134/162 Ranking

Score 5.70



Economic Freedom

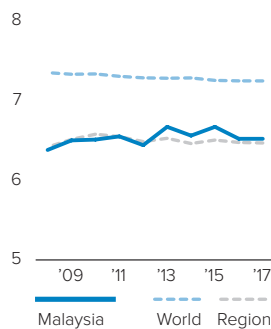
52/162 Ranking

Score 7.34

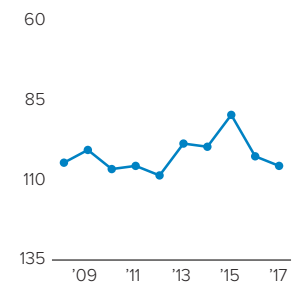


Human Freedom

Score over Time



Ranking over Time



MALAYSIA

SOUTH ASIA

	2008	2009	2010	2011	2012	2013	2014	2015	2016	2017
Human Freedom Ranking	6.38	6.50	6.51	6.55	6.44	6.67	6.56	6.67	6.52	6.52
Economic Freedom	6.54	6.52	6.78	6.80	6.79	7.47	7.50	7.53	7.31	7.34
Personal Freedom	6.23	6.48	6.24	6.29	6.08	5.87	5.62	5.81	5.74	5.70
Rule of Law	5.8	5.8	5.8	5.8	5.2	5.2	4.4	5.4	5.4	5.4
Procedural Justice	5.6	5.6	5.6	5.6	4.6	4.6	5.5	5.1	3.3	3.3
Civil Justice	5.7	5.7	5.7	5.7	5.7	5.7	5.7	5.6	5.6	5.6
Criminal Justice	6.1	6.1	6.1	6.1	5.3	5.3	5.8	5.6	5.5	5.5
Security and Safety	8.9	8.9	8.9	8.9	8.9	8.0	8.0	8.1	8.0	8.5
Homicide	9.1	9.2	9.2	9.3	9.2	9.2	9.2	9.2	9.2	9.2
Disappearance, Conflict, Terrorism	10.0	10.0	10.0	10.0	10.0	9.8	10.0	10.0	10.0	9.0
Women's Security, Safety	7.5	7.5	7.5	7.5	7.5	5.0	5.0	5.0	5.0	7.5
Movement	5.0	6.7	5.0	5.0	5.0	5.0	5.0	5.0	5.0	5.0
Freedom of Domestic Movement	5.0	10.0	5.0	5.0	5.0	5.0	5.0	5.0	0.0	0.0
Freedom of Foreign Movement	5.0	5.0	5.0	5.0	5.0	5.0	5.0	5.0	10.0	5.0
Women's Freedom of Movement	5.0	5.0	5.0	5.0	5.0	5.0	5.0	5.0	5.0	10.0
Religious Freedom	7.3	7.5	7.3	7.3	6.9	7.0	6.7	4.5	3.9	3.9
Freedom to Establish Religious Org.	4.6	4.6	4.6	3.8	3.8	3.8	2.5	2.5	2.5	2.5
Harassment and Physical Hostilities	9.4	9.7	9.6	9.9	9.1	9.8	9.9	7.3	6.9	6.9
Legal and Regulatory Restrictions	7.9	8.2	7.6	8.3	7.9	7.4	7.6	3.8	2.4	2.4
Assoc., Assembly, and Civil Society	5.2	5.2	5.2	5.0	5.0	5.0	4.0	4.0	4.0	4.0
Freedom of Association	5.0	5.0	5.0	7.5	7.5	7.5	7.5	7.5	7.5	7.5
Assembly and Demonstration	5.0	5.0	5.0	2.5	2.5	2.5	2.5	2.5	2.5	2.5
Est. & Operate Political Parties	4.6	4.6	4.6	5.0	5.0	5.0	2.5	2.5	2.5	2.5
Est. & Operate Professional Organizations	7.1	7.1	7.1	3.8	3.8	3.8	2.5	2.5	2.5	2.5
Est. & Operate Edu., Sporting, and Cultural	4.2	4.2	4.2	6.3	6.3	6.3	5.0	5.0	5.0	5.0
Expression and Information	5.6	6.2	5.7	6.3	6.3	6.3	6.9	6.8	6.8	6.8
Press Killed	10.0	10.0	10.0	10.0	10.0	10.0	10.0	10.0	10.0	10.0
Press Jailed	10.0	10.0	10.0	10.0	10.0	10.0	10.0	10.0	10.0	10.0
Laws and Reg. That Influence Media	2.0	4.3	2.0	2.0	2.0	2.0	1.7	1.3	1.3	1.3
Political Pressure, Control Media	4.0	5.8	4.3	4.5	4.3	4.3	4.3	4.0	3.8	3.8
Access to Cable and Satellite	3.3	3.3	3.3	5.0	5.0	5.0	7.5	7.5	7.5	7.5
Freedom of Access to Frgn. Info.	6.7	6.7	6.7	5.0	5.0	5.0	7.5	7.5	7.5	7.5
State Control over Internet Access	3.3	3.3	3.3	7.5	7.5	7.5	7.5	7.5	7.5	7.5
Identity and Relationships	2.5	2.5	2.5	2.5	2.5	2.5	2.5	4.0	4.0	2.3
Legal Gender	-	-	-	-	-	-	-	7.0	7.0	7.0
Same-Sex Relationships	0.0	0.0	0.0	0.0	0.0	0.0	0.0	0.0	0.0	0.0
Divorce	5.0	5.0	5.0	5.0	5.0	5.0	5.0	5.0	5.0	0.0

MALI

SUB-SAHARAN AFRICA

Ranking

131

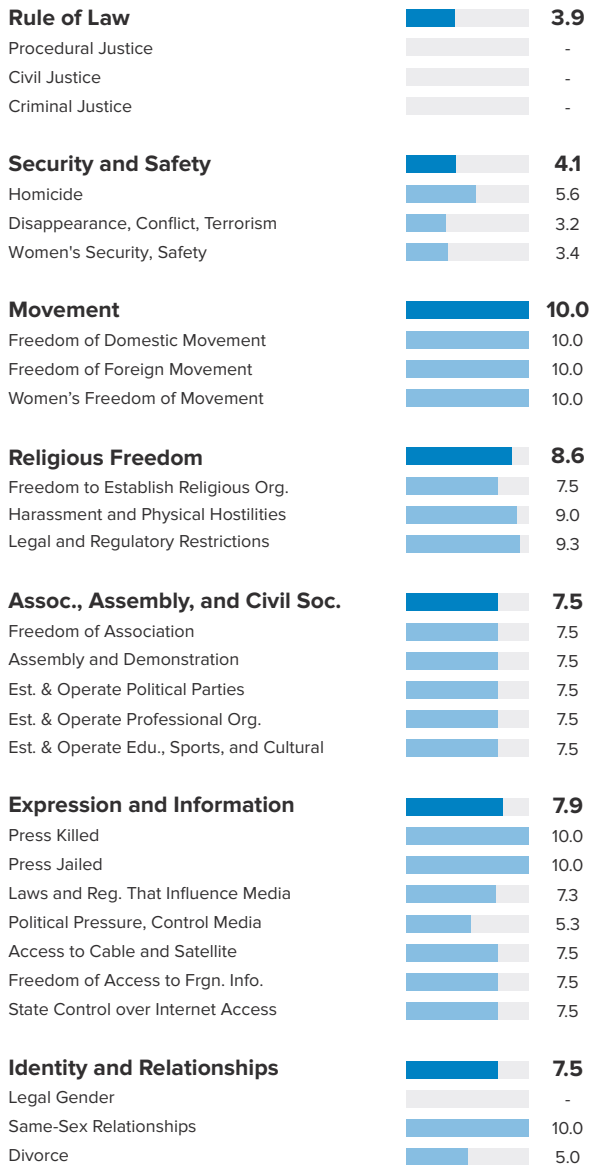
Score

6.03

Personal Freedom

116/162 Ranking

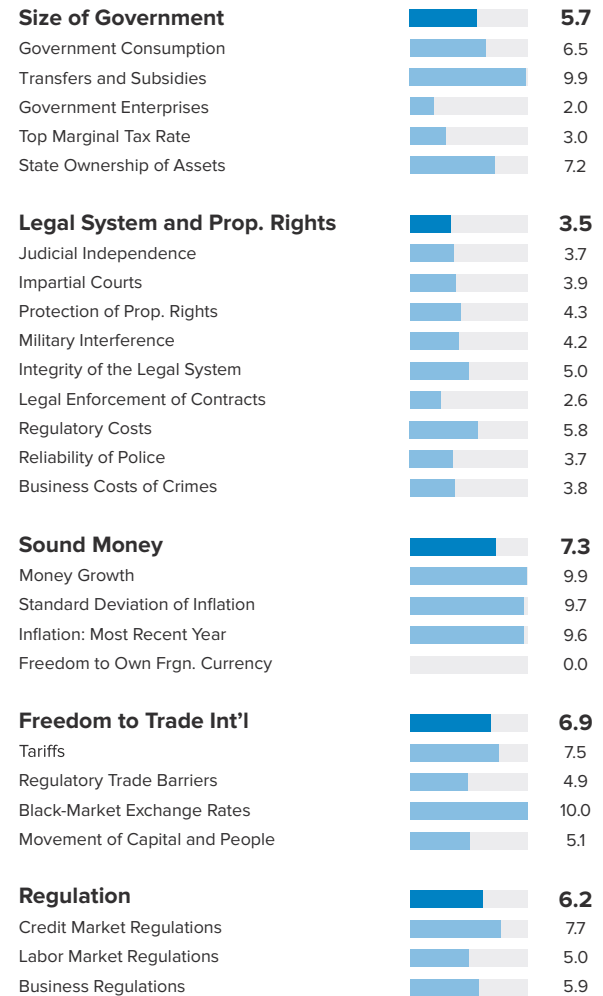
Score 6.15



Economic Freedom

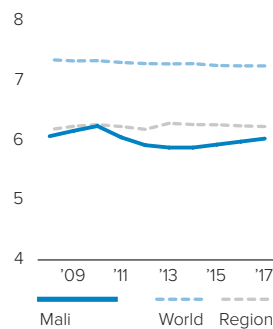
136/162 Ranking

Score 5.91

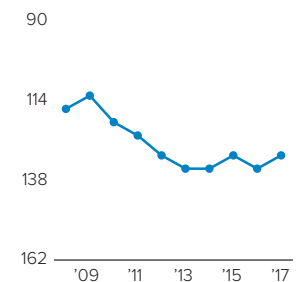


Human Freedom

Score over Time



Ranking over Time



MALI

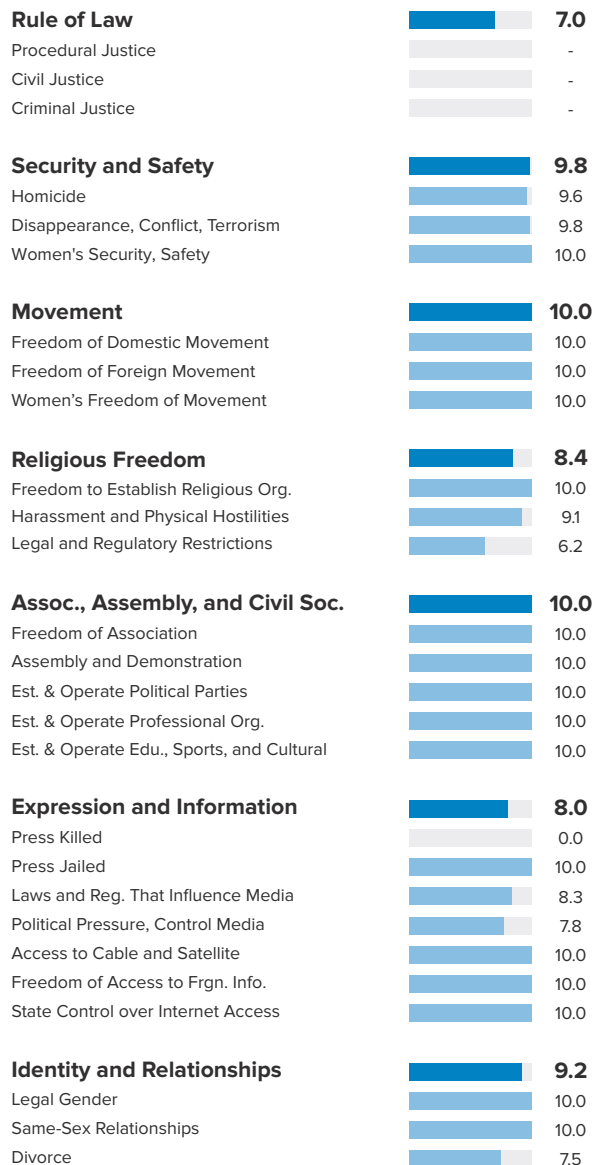
SUB-SAHARAN AFRICA

	2008	2009	2010	2011	2012	2013	2014	2015	2016	2017
Human Freedom Ranking	6.07 117	6.16 113	6.24 121	6.05 125	5.92 131	5.88 135	5.88 135	5.93 131	5.98 135	6.03 131
Economic Freedom	5.94	6.11	6.10	5.99	6.03	6.00	5.90	5.88	5.89	5.91
Personal Freedom	6.20	6.22	6.38	6.12	5.81	5.75	5.86	5.98	6.06	6.15
Rule of Law	5.1	5.0	4.9	4.8	4.2	4.1	4.1	4.0	3.9	3.9
Procedural Justice	-	-	-	-	-	-	-	-	-	-
Civil Justice	-	-	-	-	-	-	-	-	-	-
Criminal Justice	-	-	-	-	-	-	-	-	-	-
Security and Safety	4.3	4.4	4.6	4.8	4.4	4.4	4.8	4.7	4.9	4.1
Homicide	5.1	5.1	5.1	5.1	5.1	5.6	5.6	5.6	5.6	5.6
Disappearance, Conflict, Terrorism	7.6	7.8	8.5	8.5	7.5	4.6	5.7	5.3	6.0	3.2
Women's Security, Safety	0.3	0.3	0.3	0.8	0.8	3.1	3.1	3.1	3.1	3.4
Movement	8.3	8.3	10.0	6.7	6.7	6.7	8.3	8.3	8.3	10.0
Freedom of Domestic Movement	10.0	10.0	10.0	10.0	10.0	5.0	10.0	10.0	10.0	10.0
Freedom of Foreign Movement	5.0	5.0	10.0	10.0	10.0	10.0	10.0	10.0	10.0	10.0
Women's Freedom of Movement	10.0	10.0	10.0	0.0	0.0	5.0	5.0	5.0	5.0	10.0
Religious Freedom	6.9	6.8	6.7	7.0	7.0	7.1	6.2	8.1	8.6	8.6
Freedom to Establish Religious Org.	8.3	8.3	8.3	10.0	10.0	10.0	7.5	7.5	7.5	7.5
Harassment and Physical Hostilities	8.8	9.1	7.9	7.7	7.6	8.2	7.3	8.7	9.0	9.0
Legal and Regulatory Restrictions	3.7	3.1	3.8	3.4	3.4	3.2	3.9	8.2	9.3	9.3
Assoc., Assembly, and Civil Society	7.8	7.8	7.8	9.8	9.8	9.8	7.5	7.5	7.5	7.5
Freedom of Association	10.0	10.0	10.0	10.0	10.0	10.0	7.5	7.5	7.5	7.5
Assembly and Demonstration	10.0	10.0	10.0	10.0	10.0	10.0	7.5	7.5	7.5	7.5
Est. & Operate Political Parties	3.8	3.8	3.8	8.8	8.8	8.8	7.5	7.5	7.5	7.5
Est. & Operate Professional Organizations	8.3	8.3	8.3	10.0	10.0	10.0	7.5	7.5	7.5	7.5
Est. & Operate Edu., Sporting, and Cultural	6.7	6.7	6.7	10.0	10.0	10.0	7.5	7.5	7.5	7.5
Expression and Information	9.3	9.5	9.3	7.5	6.8	6.5	7.9	7.9	7.9	7.9
Press Killed	10.0	10.0	10.0	10.0	10.0	6.0	10.0	10.0	10.0	10.0
Press Jailed	10.0	10.0	10.0	10.0	10.0	10.0	10.0	10.0	10.0	10.0
Laws and Reg. That Influence Media	7.0	8.7	7.3	7.0	5.7	7.0	7.3	7.3	7.3	7.3
Political Pressure, Control Media	7.8	7.8	8.0	8.3	4.8	5.0	5.3	5.3	5.3	5.3
Access to Cable and Satellite	10.0	10.0	10.0	5.0	5.0	5.0	7.5	7.5	7.5	7.5
Freedom of Access to Frgn. Info.	10.0	10.0	10.0	5.0	5.0	5.0	7.5	7.5	7.5	7.5
State Control over Internet Access	10.0	10.0	10.0	7.5	7.5	7.5	7.5	7.5	7.5	7.5
Identity and Relationships	6.3	6.3	6.3	6.3	6.3	6.3	6.3	6.3	6.3	7.5
Legal Gender	-	-	-	-	-	-	-	-	-	-
Same-Sex Relationships	10.0	10.0	10.0	10.0	10.0	10.0	10.0	10.0	10.0	10.0
Divorce	2.5	2.5	2.5	2.5	2.5	2.5	2.5	2.5	2.5	5.0

Personal Freedom

24/162 Ranking

Score 8.77



Economic Freedom

11/162 Ranking

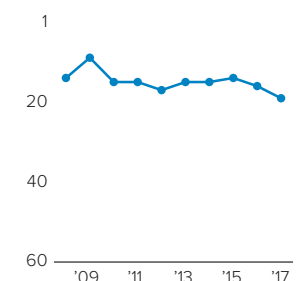
Score 7.97



Human Freedom

Score over Time

Ranking over Time



MALTA

WESTERN EUROPE

	2008	2009	2010	2011	2012	2013	2014	2015	2016	2017
Human Freedom Ranking	8.42	8.45	8.40	8.41	8.34	8.39	8.43	8.48	8.45	8.37
Economic Freedom	7.75	7.81	7.79	7.87	7.83	7.86	8.00	7.92	7.95	7.97
Personal Freedom	9.08	9.08	9.01	8.94	8.84	8.92	8.86	9.03	8.95	8.77
Rule of Law	7.7	7.5	7.4	7.3	7.2	7.2	6.9	7.1	6.8	7.0
Procedural Justice	-	-	-	-	-	-	-	-	-	-
Civil Justice	-	-	-	-	-	-	-	-	-	-
Criminal Justice	-	-	-	-	-	-	-	-	-	-
Security and Safety	9.8	9.9	9.9	9.9	9.6	9.8	9.8	9.9	9.9	9.8
Homicide	9.4	9.6	9.6	9.7	8.9	9.3	9.4	9.6	9.6	9.6
Disappearance, Conflict, Terrorism	10.0	10.0	10.0	10.0	10.0	10.0	10.0	10.0	10.0	9.8
Women's Security, Safety	10.0	10.0	10.0	10.0	10.0	10.0	10.0	10.0	10.0	10.0
Movement	10.0	10.0	10.0	10.0	10.0	10.0	10.0	10.0	10.0	10.0
Freedom of Domestic Movement	10.0	10.0	10.0	10.0	10.0	10.0	10.0	10.0	10.0	10.0
Freedom of Foreign Movement	10.0	10.0	10.0	10.0	10.0	10.0	10.0	10.0	10.0	10.0
Women's Freedom of Movement	10.0	10.0	10.0	10.0	10.0	10.0	10.0	10.0	10.0	10.0
Religious Freedom	7.6	7.7	7.4	7.0	6.9	7.4	7.3	8.6	8.4	8.4
Freedom to Establish Religious Org.	10.0	10.0	10.0	10.0	10.0	10.0	10.0	10.0	10.0	10.0
Harassment and Physical Hostilities	8.8	9.3	8.5	7.4	7.3	8.2	8.1	9.2	9.1	9.1
Legal and Regulatory Restrictions	3.9	3.6	3.6	3.6	3.3	3.9	3.8	6.5	6.2	6.2
Assoc., Assembly, and Civil Society	10.0	10.0	10.0	10.0	10.0	10.0	10.0	10.0	10.0	10.0
Freedom of Association	10.0	10.0	10.0	10.0	10.0	10.0	10.0	10.0	10.0	10.0
Assembly and Demonstration	10.0	10.0	10.0	10.0	10.0	10.0	10.0	10.0	10.0	10.0
Est. & Operate Political Parties	10.0	10.0	10.0	10.0	10.0	10.0	10.0	10.0	10.0	10.0
Est. & Operate Professional Organizations	10.0	10.0	10.0	10.0	10.0	10.0	10.0	10.0	10.0	10.0
Est. & Operate Edu., Sporting, and Cultural	10.0	10.0	10.0	10.0	10.0	10.0	10.0	10.0	10.0	10.0
Expression and Information	9.5	9.7	9.5	9.5	9.5	9.4	9.4	9.4	9.4	8.0
Press Killed	10.0	10.0	10.0	10.0	10.0	10.0	10.0	10.0	10.0	0.0
Press Jailed	10.0	10.0	10.0	10.0	10.0	10.0	10.0	10.0	10.0	10.0
Laws and Reg. That Influence Media	8.7	9.3	8.7	8.7	8.7	8.3	8.3	8.3	8.3	8.3
Political Pressure, Control Media	7.8	8.5	7.8	7.8	7.8	7.8	7.8	7.8	7.8	7.8
Access to Cable and Satellite	10.0	10.0	10.0	10.0	10.0	10.0	10.0	10.0	10.0	10.0
Freedom of Access to Frgn. Info.	10.0	10.0	10.0	10.0	10.0	10.0	10.0	10.0	10.0	10.0
State Control over Internet Access	10.0	10.0	10.0	10.0	10.0	10.0	10.0	10.0	10.0	10.0
Identity and Relationships	10.0	10.0	10.0	10.0	10.0	10.0	10.0	10.0	10.0	9.2
Legal Gender	-	-	-	-	-	-	-	10.0	10.0	10.0
Same-Sex Relationships	10.0	10.0	10.0	10.0	10.0	10.0	10.0	10.0	10.0	10.0
Divorce	10.0	10.0	10.0	10.0	10.0	10.0	10.0	10.0	10.0	7.5

MAURITANIA

SUB-SAHARAN AFRICA

Ranking

146

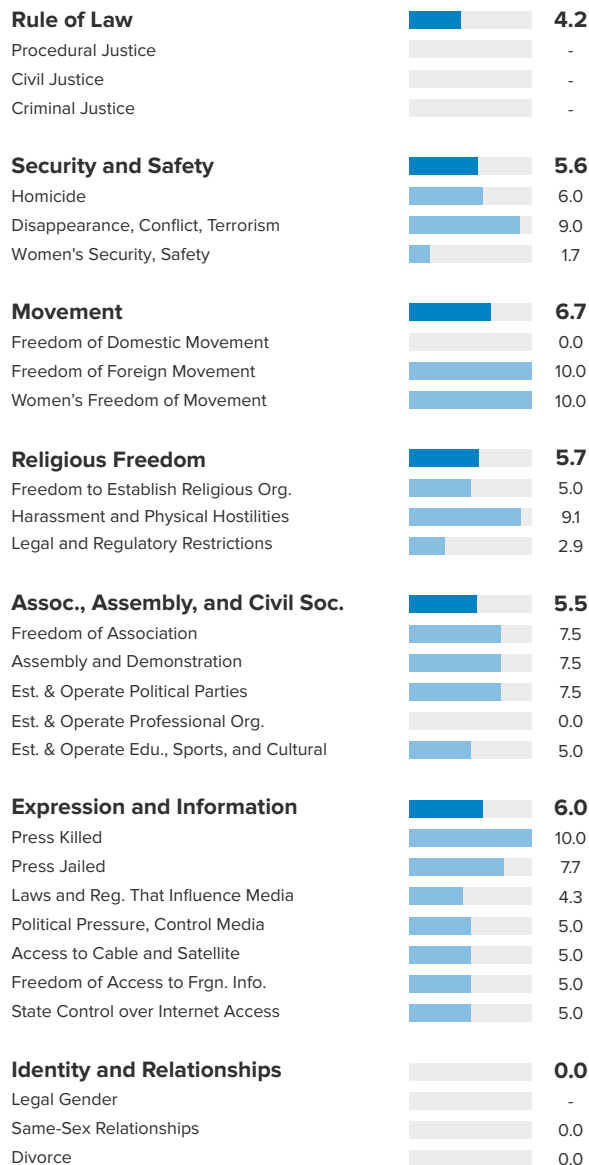
Score

5.47

Personal Freedom

152/162 Ranking

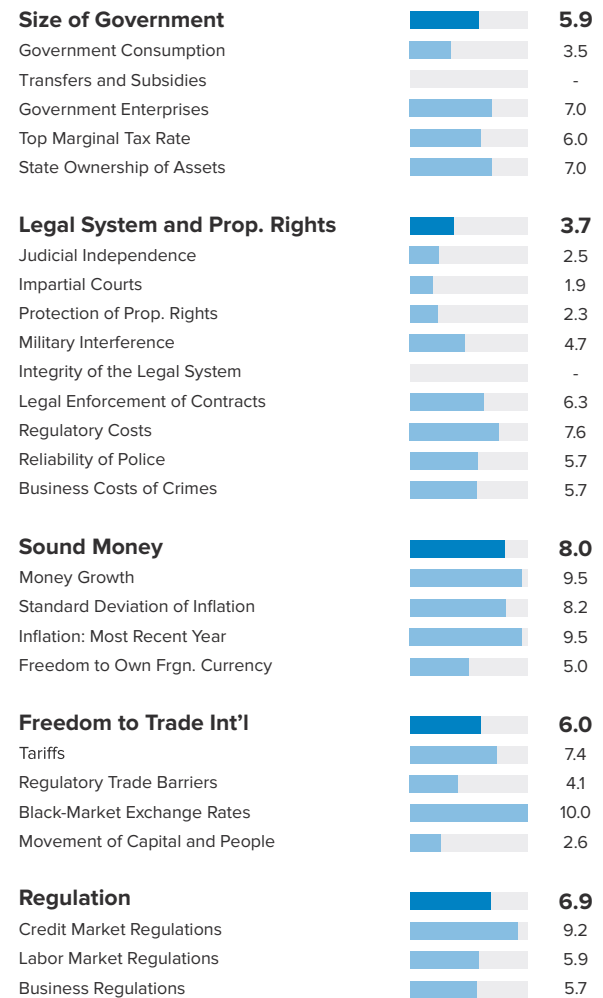
Score 4.83



Economic Freedom

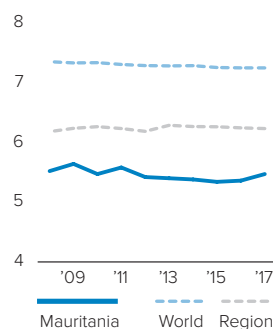
128/162 Ranking

Score 6.11

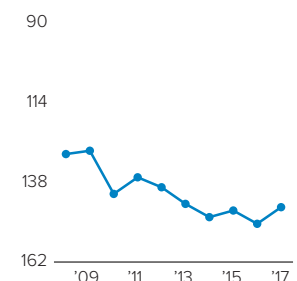


Human Freedom

Score over Time



Ranking over Time



MAURITANIA

SUB-SAHARAN AFRICA

	2008	2009	2010	2011	2012	2013	2014	2015	2016	2017
Human Freedom Ranking	5.52	5.64	5.47	5.58	5.42	5.40	5.38	5.34	5.36	5.47
	130	129	142	137	140	145	149	147	151	146
Economic Freedom	5.98	6.05	5.82	5.91	5.81	5.72	5.81	5.83	6.14	6.11
Personal Freedom	5.05	5.22	5.12	5.24	5.02	5.09	4.95	4.85	4.59	4.83
Rule of Law	4.0	4.4	4.3	4.2	3.8	3.7	3.8	3.8	4.0	4.2
Procedural Justice	-	-	-	-	-	-	-	-	-	-
Civil Justice	-	-	-	-	-	-	-	-	-	-
Criminal Justice	-	-	-	-	-	-	-	-	-	-
Security and Safety	6.0	6.0	6.0	4.8	5.0	5.5	5.1	5.1	5.5	5.6
Homicide	5.7	5.7	5.7	5.7	5.7	6.0	6.0	6.0	6.0	6.0
Disappearance, Conflict, Terrorism	8.3	8.4	8.4	7.5	8.0	9.0	8.0	8.0	9.0	9.0
Women's Security, Safety	4.0	4.0	4.0	1.4	1.4	1.4	1.4	1.4	1.4	1.7
Movement	5.0	5.0	5.0	6.7	5.0	5.0	8.3	8.3	5.0	6.7
Freedom of Domestic Movement	5.0	5.0	5.0	10.0	0.0	0.0	5.0	5.0	0.0	0.0
Freedom of Foreign Movement	0.0	0.0	0.0	0.0	5.0	5.0	10.0	10.0	5.0	10.0
Women's Freedom of Movement	10.0	10.0	10.0	10.0	10.0	10.0	10.0	10.0	10.0	10.0
Religious Freedom	6.7	6.5	6.3	7.1	7.0	7.0	7.2	6.2	5.7	5.7
Freedom to Establish Religious Org.	2.9	2.9	2.9	5.0	5.0	5.0	5.0	5.0	5.0	5.0
Harassment and Physical Hostilities	9.9	9.8	9.4	9.2	9.0	9.0	9.3	9.1	9.1	9.1
Legal and Regulatory Restrictions	7.2	6.7	6.4	7.1	6.9	6.9	7.1	4.6	2.9	2.9
Assoc., Assembly, and Civil Society	6.7	6.7	6.7	8.5	8.5	8.5	5.5	5.5	5.5	5.5
Freedom of Association	7.5	7.5	7.5	7.5	7.5	7.5	7.5	7.5	7.5	7.5
Assembly and Demonstration	5.0	5.0	5.0	7.5	7.5	7.5	7.5	7.5	7.5	7.5
Est. & Operate Political Parties	8.3	8.3	8.3	10.0	10.0	10.0	7.5	7.5	7.5	7.5
Est. & Operate Professional Organizations	5.4	5.4	5.4	8.8	8.8	8.8	0.0	0.0	0.0	0.0
Est. & Operate Edu., Sporting, and Cultural	7.1	7.1	7.1	8.8	8.8	8.8	5.0	5.0	5.0	5.0
Expression and Information	7.4	8.1	7.6	7.5	7.7	7.6	6.1	6.0	6.0	6.0
Press Killed	10.0	10.0	10.0	10.0	10.0	10.0	10.0	10.0	10.0	10.0
Press Jailed	10.0	7.1	10.0	10.0	10.0	10.0	7.5	7.6	7.7	7.7
Laws and Reg. That Influence Media	4.0	8.0	4.3	4.3	5.3	5.3	5.0	4.7	4.3	4.3
Political Pressure, Control Media	4.5	8.0	5.3	5.5	5.8	5.3	5.0	5.0	5.0	5.0
Access to Cable and Satellite	6.7	6.7	6.7	7.5	7.5	7.5	5.0	5.0	5.0	5.0
Freedom of Access to Frgn. Info.	6.7	6.7	6.7	7.5	7.5	7.5	5.0	5.0	5.0	5.0
State Control over Internet Access	10.0	10.0	10.0	7.5	7.5	7.5	5.0	5.0	5.0	5.0
Identity and Relationships	0.0	0.0	0.0	0.0	0.0	0.0	0.0	0.0	0.0	0.0
Legal Gender	-	-	-	-	-	-	-	-	-	-
Same-Sex Relationships	0.0	0.0	0.0	0.0	0.0	0.0	0.0	0.0	0.0	0.0
Divorce	0.0	0.0	0.0	0.0	0.0	0.0	0.0	0.0	0.0	0.0

MAURITIUS

SUB-SAHARAN AFRICA

Ranking

50

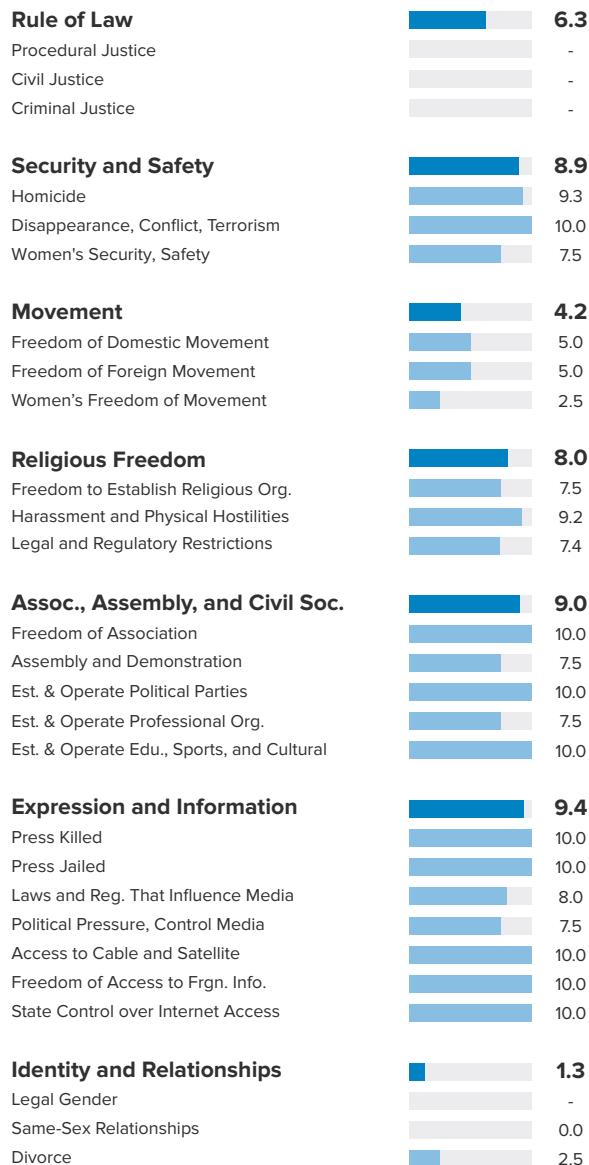
Score

7.52

Personal Freedom

78/162 Ranking

Score 6.98



Economic Freedom

9/162 Ranking

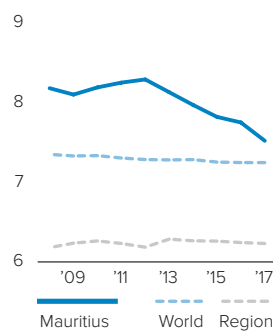
Score 8.07



Human Freedom

Score over Time

Ranking over Time



MAURITIUS

SUB-SAHARAN AFRICA

	2008	2009	2010	2011	2012	2013	2014	2015	2016	2017
Human Freedom Ranking	8.18 27	8.10 29	8.19 24	8.25 21	8.29 20	8.13 27	7.97 38	7.82 41	7.75 42	7.52 50
Economic Freedom	7.97	7.94	8.00	8.02	8.11	8.04	7.96	8.05	8.00	8.07
Personal Freedom	8.39	8.27	8.38	8.47	8.46	8.23	7.98	7.59	7.50	6.98
Rule of Law	6.9	6.8	6.7	6.7	6.7	6.6	6.5	6.6	6.4	6.3
Procedural Justice	-	-	-	-	-	-	-	-	-	-
Civil Justice	-	-	-	-	-	-	-	-	-	-
Criminal Justice	-	-	-	-	-	-	-	-	-	-
Security and Safety	9.5	9.5	9.6	9.6	9.7	8.8	9.0	8.9	8.9	8.9
Homicide	8.5	8.8	8.9	8.9	9.1	8.9	9.4	9.3	9.3	9.3
Disappearance, Conflict, Terrorism	10.0	9.8	10.0	10.0	10.0	10.0	10.0	10.0	10.0	10.0
Women's Security, Safety	10.0	10.0	10.0	10.0	10.0	7.5	7.5	7.5	7.5	7.5
Movement	10.0	10.0	10.0	10.0	10.0	10.0	10.0	6.7	6.7	4.2
Freedom of Domestic Movement	10.0	10.0	10.0	10.0	10.0	10.0	10.0	5.0	5.0	5.0
Freedom of Foreign Movement	10.0	10.0	10.0	10.0	10.0	10.0	10.0	5.0	5.0	5.0
Women's Freedom of Movement	10.0	10.0	10.0	10.0	10.0	10.0	10.0	10.0	10.0	2.5
Religious Freedom	9.3	9.4	9.3	9.5	9.5	9.5	9.0	8.2	8.0	8.0
Freedom to Establish Religious Org.	8.3	8.3	8.3	8.8	8.8	8.8	7.5	7.5	7.5	7.5
Harassment and Physical Hostilities	9.9	10.0	9.8	9.9	9.9	10.0	9.9	9.3	9.2	9.2
Legal and Regulatory Restrictions	9.7	9.8	9.8	9.8	9.8	9.7	9.7	7.8	7.4	7.4
Assoc., Assembly, and Civil Society	8.6	8.6	8.6	8.8	8.8	8.8	9.0	9.0	9.0	9.0
Freedom of Association	10.0	10.0	10.0	10.0	10.0	10.0	10.0	10.0	10.0	10.0
Assembly and Demonstration	7.5	7.5	7.5	7.5	7.5	7.5	7.5	7.5	7.5	7.5
Est. & Operate Political Parties	5.4	5.4	5.4	7.5	7.5	7.5	10.0	10.0	10.0	10.0
Est. & Operate Professional Organizations	10.0	10.0	10.0	10.0	10.0	10.0	7.5	7.5	7.5	7.5
Est. & Operate Edu., Sporting, and Cultural	10.0	10.0	10.0	8.8	8.8	8.8	10.0	10.0	10.0	10.0
Expression and Information	9.0	7.7	8.9	9.3	9.3	9.3	9.3	9.4	9.4	9.4
Press Killed	10.0	10.0	10.0	10.0	10.0	10.0	10.0	10.0	10.0	10.0
Press Jailed	10.0	10.0	10.0	10.0	10.0	10.0	10.0	10.0	10.0	10.0
Laws and Reg. That Influence Media	8.0	4.7	8.0	7.7	7.7	7.7	7.7	8.0	8.0	8.0
Political Pressure, Control Media	8.0	2.5	7.8	7.8	7.5	7.5	7.5	7.5	7.5	7.5
Access to Cable and Satellite	6.7	6.7	6.7	10.0	10.0	10.0	10.0	10.0	10.0	10.0
Freedom of Access to Frgn. Info.	10.0	10.0	10.0	10.0	10.0	10.0	10.0	10.0	10.0	10.0
State Control over Internet Access	10.0	10.0	10.0	10.0	10.0	10.0	10.0	10.0	10.0	10.0
Identity and Relationships	6.3	6.3	6.3	6.3	6.3	6.3	3.8	3.8	3.8	1.3
Legal Gender	-	-	-	-	-	-	-	-	-	-
Same-Sex Relationships	5.0	5.0	5.0	5.0	5.0	5.0	0.0	0.0	0.0	0.0
Divorce	7.5	7.5	7.5	7.5	7.5	7.5	7.5	7.5	7.5	2.5

MEXICO

LATIN AMERICA & THE CARIBBEAN

Ranking

92

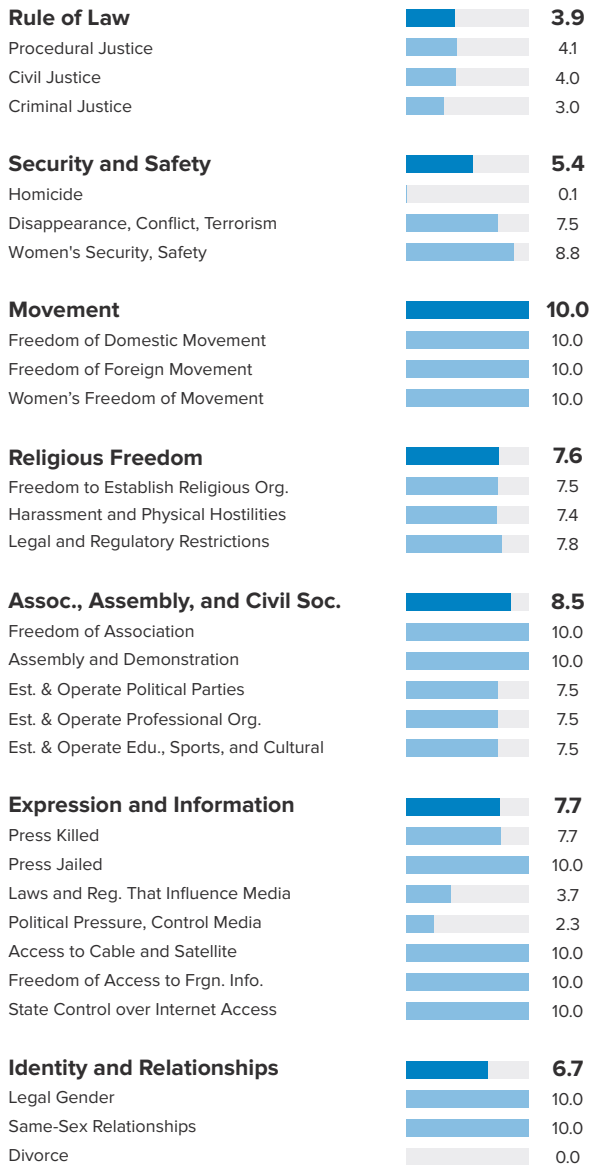
Score

6.65

Personal Freedom

106/162 Ranking

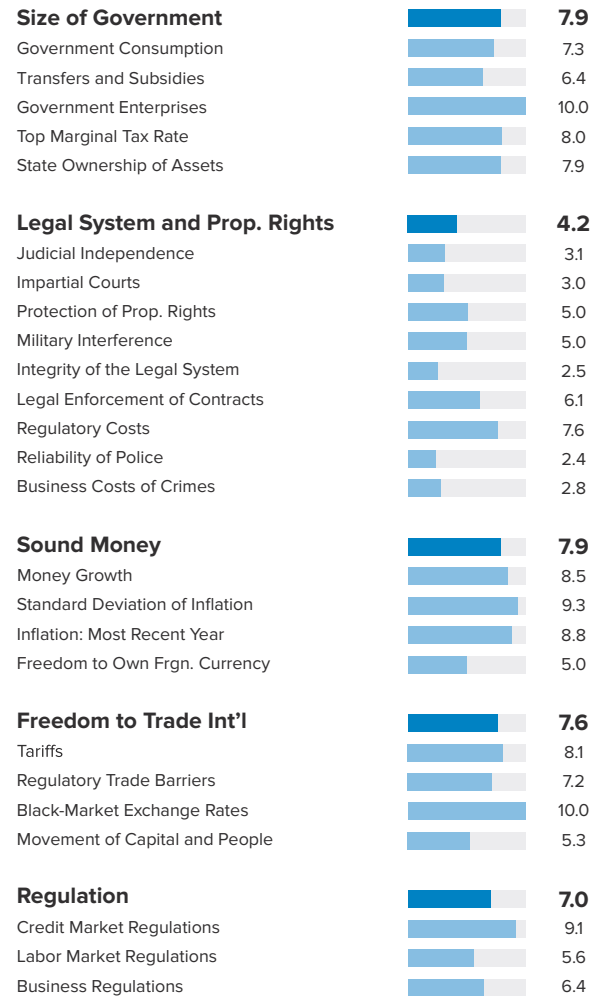
Score 6.38



Economic Freedom

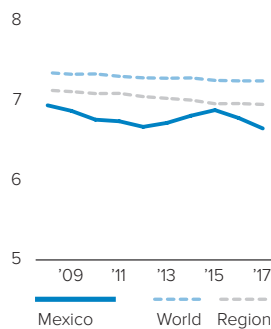
76/162 Ranking

Score 6.93

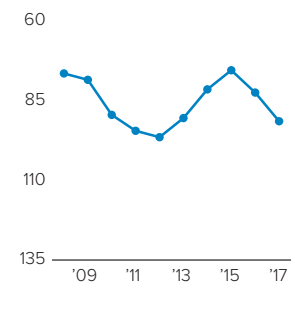


Human Freedom

Score over Time



Ranking over Time



MEXICO

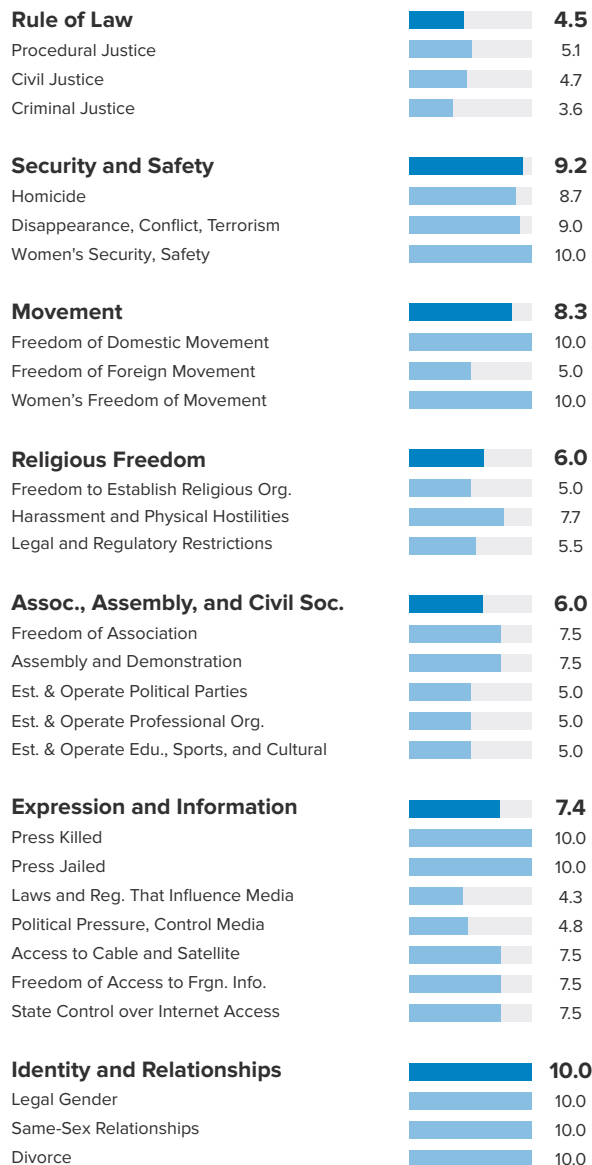
LATIN AMERICA & THE CARIBBEAN

	2008	2009	2010	2011	2012	2013	2014	2015	2016	2017
Human Freedom Ranking	6.94	6.87	6.76	6.74	6.67	6.72	6.81	6.88	6.78	6.65
	77	79	90	95	97	91	82	76	83	92
Economic Freedom	6.65	6.54	6.67	6.65	6.66	6.75	6.84	6.88	6.77	6.93
Personal Freedom	7.23	7.19	6.85	6.82	6.67	6.69	6.78	6.88	6.79	6.38
Rule of Law	4.2	4.2	4.2	4.2	3.5	3.5	4.2	3.8	3.9	3.9
Procedural Justice	5.0	5.0	5.0	5.0	4.2	4.2	5.0	4.5	4.1	4.1
Civil Justice	4.0	4.0	4.0	4.0	3.9	3.9	4.4	4.1	4.0	4.0
Criminal Justice	3.5	3.5	3.5	3.5	2.5	2.5	3.1	2.9	3.0	3.0
Security and Safety	7.8	7.1	6.5	6.0	6.2	6.1	6.2	6.1	5.8	5.4
Homicide	5.1	3.1	1.2	0.9	1.4	2.5	3.6	3.4	2.3	0.1
Disappearance, Conflict, Terrorism	8.5	8.5	8.5	7.5	7.5	8.4	7.5	7.5	7.5	7.5
Women's Security, Safety	9.8	9.8	9.8	9.8	9.8	7.5	7.5	7.5	7.5	8.8
Movement	10.0	10.0	10.0	10.0	10.0	10.0	8.3	10.0	10.0	10.0
Freedom of Domestic Movement	10.0	10.0	10.0	10.0	10.0	10.0	5.0	10.0	10.0	10.0
Freedom of Foreign Movement	10.0	10.0	10.0	10.0	10.0	10.0	10.0	10.0	10.0	10.0
Women's Freedom of Movement	10.0	10.0	10.0	10.0	10.0	10.0	10.0	10.0	10.0	10.0
Religious Freedom	7.1	7.1	6.9	7.1	6.8	7.0	7.2	7.6	7.6	7.6
Freedom to Establish Religious Org.	7.1	7.1	7.1	7.5	7.5	7.5	7.5	7.5	7.5	7.5
Harassment and Physical Hostilities	9.3	9.6	8.8	9.0	8.7	9.2	9.4	8.3	7.4	7.4
Legal and Regulatory Restrictions	4.9	4.6	4.8	4.8	4.2	4.2	4.6	7.2	7.8	7.8
Assoc., Assembly, and Civil Society	7.3	7.3	7.3	7.8	7.8	7.8	8.5	8.5	8.5	8.5
Freedom of Association	7.5	7.5	7.5	10.0	10.0	10.0	10.0	10.0	10.0	10.0
Assembly and Demonstration	7.5	7.5	7.5	10.0	10.0	10.0	10.0	10.0	10.0	10.0
Est. & Operate Political Parties	5.4	5.4	5.4	5.0	5.0	5.0	7.5	7.5	7.5	7.5
Est. & Operate Professional Organizations	7.1	7.1	7.1	6.3	6.3	6.3	7.5	7.5	7.5	7.5
Est. & Operate Edu., Sporting, and Cultural	8.8	8.8	8.8	7.5	7.5	7.5	7.5	7.5	7.5	7.5
Expression and Information	8.1	9.3	7.7	7.8	7.9	8.0	7.9	7.8	7.7	7.7
Press Killed	8.2	7.7	7.2	7.8	8.3	9.2	9.2	8.7	7.6	7.7
Press Jailed	10.0	10.0	10.0	10.0	10.0	10.0	9.9	10.0	10.0	10.0
Laws and Reg. That Influence Media	5.0	9.3	4.3	4.3	4.7	4.7	4.0	3.7	3.7	3.7
Political Pressure, Control Media	3.3	8.0	2.3	2.3	2.3	2.3	2.3	2.3	2.3	2.3
Access to Cable and Satellite	10.0	10.0	10.0	10.0	10.0	10.0	10.0	10.0	10.0	10.0
Freedom of Access to Frgn. Info.	10.0	10.0	10.0	10.0	10.0	10.0	10.0	10.0	10.0	10.0
State Control over Internet Access	10.0	10.0	10.0	10.0	10.0	10.0	10.0	10.0	10.0	10.0
Identity and Relationships	10.0	10.0	10.0	10.0	10.0	10.0	10.0	10.0	10.0	6.7
Legal Gender	-	-	-	-	-	-	-	10.0	10.0	10.0
Same-Sex Relationships	10.0	10.0	10.0	10.0	10.0	10.0	10.0	10.0	10.0	10.0
Divorce	10.0	10.0	10.0	10.0	10.0	10.0	10.0	10.0	10.0	0.0

Personal Freedom

68/162 Ranking

Score 7.20



Economic Freedom

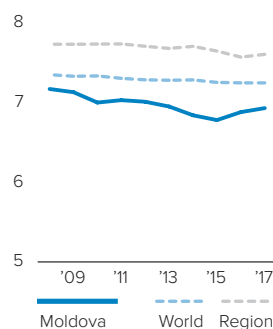
97/162 Ranking

Score 6.66

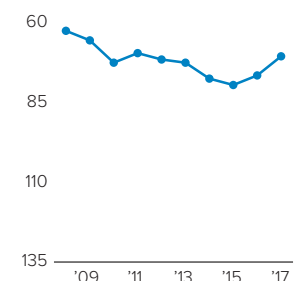


Human Freedom

Score over Time



Ranking over Time



MOLDOVA

EASTERN EUROPE

	2008	2009	2010	2011	2012	2013	2014	2015	2016	2017
Human Freedom Ranking	7.17 63	7.13 66	7.00 73	7.03 70	7.01 72	6.95 73	6.84 78	6.78 80	6.88 77	6.93 71
Economic Freedom	6.83	6.54	6.55	6.63	6.60	6.52	6.62	6.53	6.60	6.66
Personal Freedom	7.51	7.73	7.45	7.43	7.43	7.39	7.06	7.03	7.16	7.20
Rule of Law	4.2	4.2	4.2	4.2	4.0	4.0	4.1	4.5	4.5	4.5
Procedural Justice	4.5	4.5	4.5	4.5	4.4	4.4	4.5	5.0	5.1	5.1
Civil Justice	4.2	4.2	4.2	4.2	4.1	4.1	4.3	4.6	4.7	4.7
Criminal Justice	4.0	4.0	4.0	4.0	3.4	3.4	3.4	3.8	3.6	3.6
Security and Safety	8.9	8.4	8.8	8.3	8.5	8.3	8.4	8.4	8.4	9.2
Homicide	7.7	7.6	7.4	7.0	7.8	8.3	8.7	8.7	8.7	8.7
Disappearance, Conflict, Terrorism	9.0	7.6	9.0	9.0	9.0	9.0	9.0	9.0	9.0	9.0
Women's Security, Safety	10.0	10.0	10.0	8.8	8.8	7.5	7.5	7.5	7.5	10.0
Movement	8.3	8.3	8.3	8.3	8.3	8.3	8.3	8.3	10.0	8.3
Freedom of Domestic Movement	5.0	5.0	5.0	5.0	5.0	5.0	5.0	5.0	10.0	10.0
Freedom of Foreign Movement	10.0	10.0	10.0	10.0	10.0	10.0	10.0	10.0	10.0	5.0
Women's Freedom of Movement	10.0	10.0	10.0	10.0	10.0	10.0	10.0	10.0	10.0	10.0
Religious Freedom	8.8	9.0	8.6	8.7	8.6	8.7	7.6	6.4	6.0	6.0
Freedom to Establish Religious Org.	-	-	-	-	-	-	5.0	5.0	5.0	5.0
Harassment and Physical Hostilities	9.4	9.4	9.1	9.2	9.0	9.8	9.7	7.8	7.7	7.7
Legal and Regulatory Restrictions	8.2	8.6	8.1	8.2	8.2	7.7	8.2	6.3	5.5	5.5
Assoc., Assembly, and Civil Society	-	-	-	-	-	-	6.0	6.0	6.0	6.0
Freedom of Association	-	-	-	-	-	-	7.5	7.5	7.5	7.5
Assembly and Demonstration	-	-	-	-	-	-	7.5	7.5	7.5	7.5
Est. & Operate Political Parties	-	-	-	-	-	-	5.0	5.0	5.0	5.0
Est. & Operate Professional Organizations	-	-	-	-	-	-	5.0	5.0	5.0	5.0
Est. & Operate Edu., Sporting, and Cultural	-	-	-	-	-	-	5.0	5.0	5.0	5.0
Expression and Information	6.7	9.3	6.7	7.5	7.5	7.5	7.4	7.4	7.4	7.4
Press Killed	10.0	10.0	10.0	10.0	10.0	10.0	10.0	10.0	10.0	10.0
Press Jailed	10.0	10.0	7.2	10.0	10.0	10.0	10.0	10.0	10.0	10.0
Laws and Reg. That Influence Media	3.3	9.0	4.3	4.3	4.7	4.7	4.3	4.3	4.3	4.3
Political Pressure, Control Media	3.5	8.3	5.3	5.5	5.5	5.5	5.3	4.8	4.8	4.8
Access to Cable and Satellite	-	-	-	-	-	-	7.5	7.5	7.5	7.5
Freedom of Access to Frgn. Info.	-	-	-	-	-	-	7.5	7.5	7.5	7.5
State Control over Internet Access	-	-	-	-	-	-	7.5	7.5	7.5	7.5
Identity and Relationships	10.0	10.0	10.0	10.0	10.0	10.0	10.0	10.0	10.0	10.0
Legal Gender	-	-	-	-	-	-	-	10.0	10.0	10.0
Same-Sex Relationships	10.0	10.0	10.0	10.0	10.0	10.0	10.0	10.0	10.0	10.0
Divorce	10.0	10.0	10.0	10.0	10.0	10.0	10.0	10.0	10.0	10.0

MONGOLIA

EAST ASIA

Ranking

46

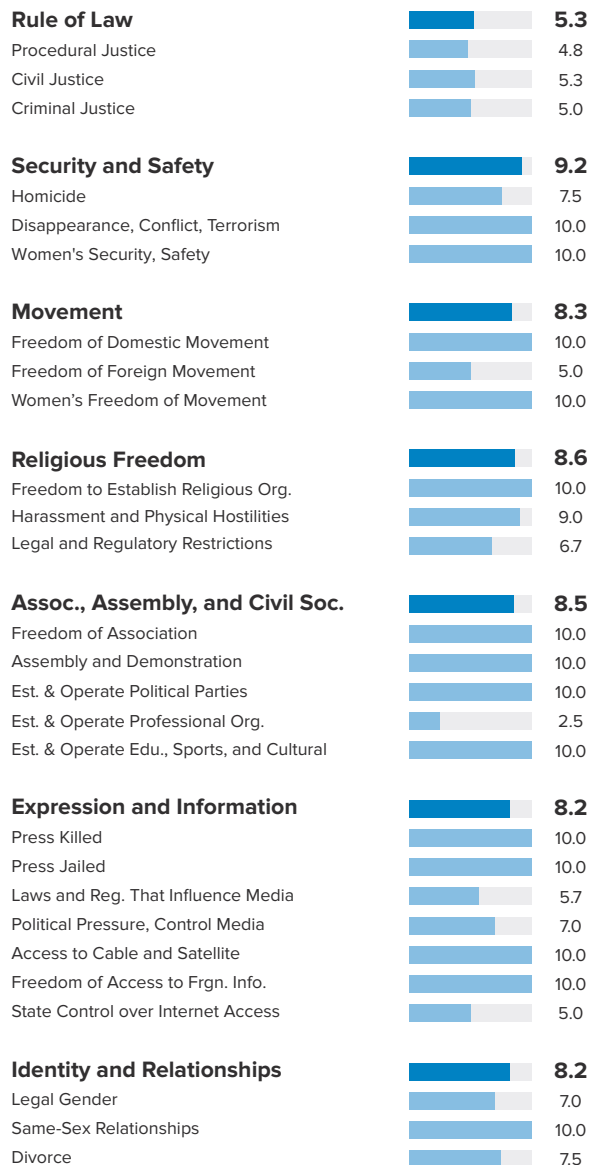
Score

7.61

Personal Freedom

49/162 Ranking

Score 7.79



Economic Freedom

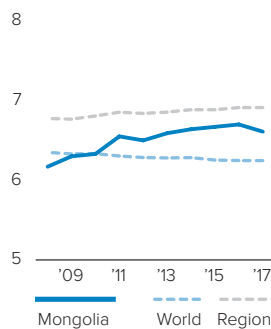
45/162 Ranking

Score 7.43

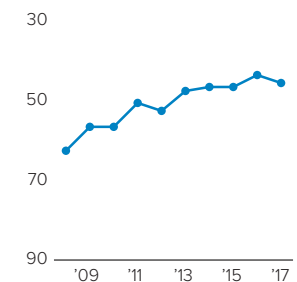


Human Freedom

Score over Time



Ranking over Time



MONGOLIA

EAST ASIA

	2008	2009	2010	2011	2012	2013	2014	2015	2016	2017
Human Freedom Ranking	7.17 63	7.30 57	7.33 57	7.55 51	7.50 53	7.59 48	7.64 47	7.67 47	7.70 44	7.61 46
Economic Freedom	6.70	6.97	7.01	7.11	6.98	7.11	7.26	7.33	7.34	7.43
Personal Freedom	7.63	7.63	7.65	7.98	8.02	8.07	8.01	8.01	8.06	7.79
Rule of Law	5.3	5.3	5.3	5.3	5.2	5.2	5.0	5.3	5.3	5.3
Procedural Justice	5.2	5.2	5.2	5.2	5.5	5.5	5.4	5.7	4.8	4.8
Civil Justice	5.3	5.3	5.3	5.3	5.2	5.2	5.5	5.4	5.3	5.3
Criminal Justice	5.4	5.4	5.4	5.4	4.8	4.8	4.2	4.8	5.0	5.0
Security and Safety	8.6	8.6	8.7	8.5	8.9	9.0	9.0	8.8	9.2	9.2
Homicide	6.8	6.7	6.5	6.1	7.2	7.1	7.1	7.5	7.7	7.5
Disappearance, Conflict, Terrorism	9.0	9.0	9.5	9.5	9.5	10.0	10.0	9.0	10.0	10.0
Women's Security, Safety	10.0	10.0	10.0	10.0	10.0	10.0	10.0	10.0	10.0	10.0
Movement	10.0	10.0	10.0	10.0	10.0	10.0	8.3	10.0	10.0	8.3
Freedom of Domestic Movement	10.0	10.0	10.0	10.0	10.0	10.0	10.0	10.0	10.0	10.0
Freedom of Foreign Movement	10.0	10.0	10.0	10.0	10.0	10.0	5.0	10.0	10.0	5.0
Women's Freedom of Movement	10.0	10.0	10.0	10.0	10.0	10.0	10.0	10.0	10.0	10.0
Religious Freedom	8.6	8.5	8.5	8.2	8.1	8.2	9.9	9.0	8.6	8.6
Freedom to Establish Religious Org.	5.8	5.8	5.8	5.0	5.0	5.0	10.0	10.0	10.0	10.0
Harassment and Physical Hostilities	10.0	9.9	9.9	9.9	10.0	10.0	9.9	9.3	9.0	9.0
Legal and Regulatory Restrictions	9.8	9.8	9.8	9.8	9.3	9.5	9.8	7.5	6.7	6.7
Assoc., Assembly, and Civil Society	5.2	5.2	5.2	8.0	8.0	8.0	8.5	8.5	8.5	8.5
Freedom of Association	5.0	5.0	5.0	7.5	7.5	7.5	10.0	10.0	10.0	10.0
Assembly and Demonstration	5.0	5.0	5.0	7.5	7.5	7.5	10.0	10.0	10.0	10.0
Est. & Operate Political Parties	5.8	5.8	5.8	7.5	7.5	7.5	10.0	10.0	10.0	10.0
Est. & Operate Professional Organizations	4.2	4.2	4.2	7.5	7.5	7.5	2.5	2.5	2.5	2.5
Est. & Operate Edu., Sporting, and Cultural	5.8	5.8	5.8	10.0	10.0	10.0	10.0	10.0	10.0	10.0
Expression and Information	7.9	8.0	7.9	9.0	9.0	9.0	8.2	8.2	8.2	8.2
Press Killed	10.0	10.0	10.0	10.0	10.0	10.0	10.0	10.0	10.0	10.0
Press Jailed	10.0	10.0	10.0	10.0	10.0	10.0	10.0	10.0	10.0	10.0
Laws and Reg. That Influence Media	5.7	6.3	5.3	5.7	5.7	5.7	5.7	5.7	5.7	5.7
Political Pressure, Control Media	6.0	6.0	6.8	7.0	7.0	7.0	7.0	7.0	7.0	7.0
Access to Cable and Satellite	6.7	6.7	6.7	10.0	10.0	10.0	10.0	10.0	10.0	10.0
Freedom of Access to Frgn. Info.	6.7	6.7	6.7	10.0	10.0	10.0	10.0	10.0	10.0	10.0
State Control over Internet Access	10.0	10.0	10.0	10.0	10.0	10.0	5.0	5.0	5.0	5.0
Identity and Relationships	10.0	10.0	10.0	10.0	10.0	10.0	10.0	9.0	9.0	8.2
Legal Gender	-	-	-	-	-	-	-	7.0	7.0	7.0
Same-Sex Relationships	10.0	10.0	10.0	10.0	10.0	10.0	10.0	10.0	10.0	10.0
Divorce	10.0	10.0	10.0	10.0	10.0	10.0	10.0	10.0	10.0	7.5

MONTENEGRO

EASTERN EUROPE

Ranking

53

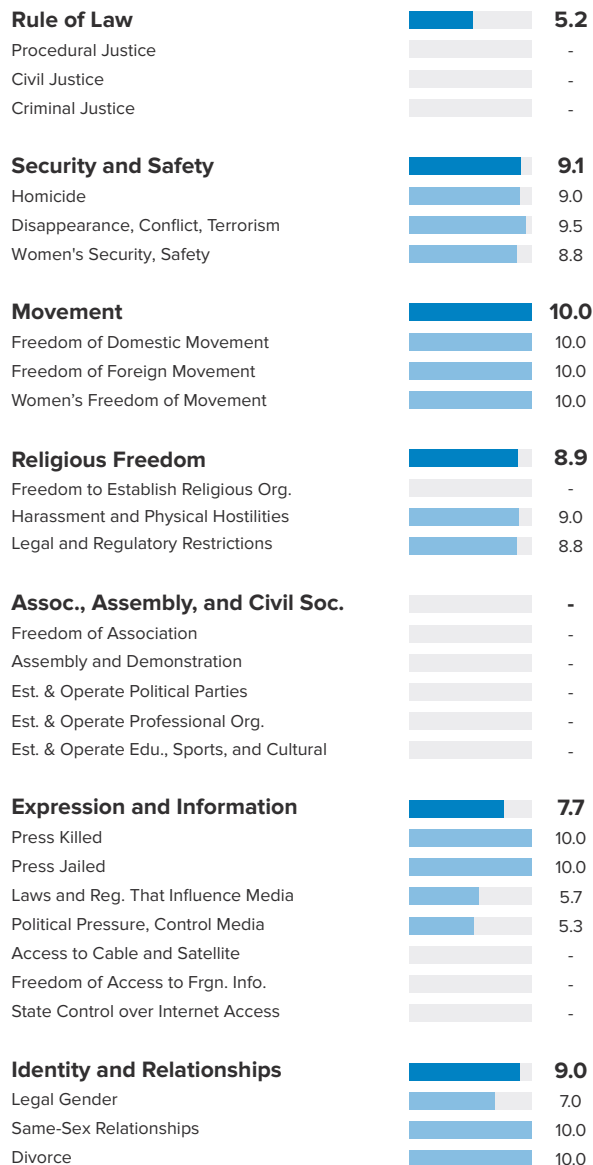
Score

7.43

Personal Freedom

45/162 Ranking

Score 8.03



Economic Freedom

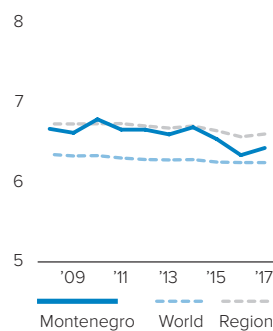
83/162 Ranking

Score 6.84

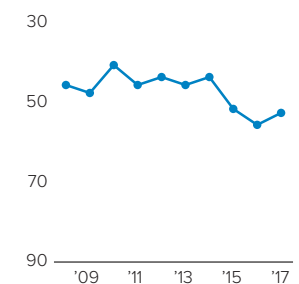


Human Freedom

Score over Time



Ranking over Time



MONTENEGRO

EASTERN EUROPE

	2008	2009	2010	2011	2012	2013	2014	2015	2016	2017
Human Freedom Ranking	7.67 46	7.62 48	7.79 41	7.66 46	7.66 44	7.60 46	7.69 44	7.54 52	7.34 56	7.43 53
Economic Freedom	7.21	7.22	7.36	7.16	7.24	7.08	7.20	7.03	6.94	6.84
Personal Freedom	8.12	8.03	8.21	8.15	8.08	8.11	8.18	8.05	7.74	8.03
Rule of Law	5.4	5.6	5.5	5.5	5.2	5.3	5.3	5.3	5.2	5.2
Procedural Justice	-	-	-	-	-	-	-	-	-	-
Civil Justice	-	-	-	-	-	-	-	-	-	-
Criminal Justice	-	-	-	-	-	-	-	-	-	-
Security and Safety	9.3	9.4	9.5	9.4	9.5	9.6	9.4	9.5	9.2	9.1
Homicide	8.5	8.7	9.0	8.7	8.9	9.4	8.7	8.9	8.2	9.0
Disappearance, Conflict, Terrorism	9.5	9.5	9.5	9.5	9.5	9.5	9.5	9.5	9.5	9.5
Women's Security, Safety	10.0	10.0	10.0	10.0	10.0	10.0	10.0	10.0	10.0	8.8
Movement	10.0	10.0	10.0	10.0	10.0	10.0	10.0	10.0	10.0	10.0
Freedom of Domestic Movement	10.0	10.0	10.0	10.0	10.0	10.0	10.0	10.0	10.0	10.0
Freedom of Foreign Movement	10.0	10.0	10.0	10.0	10.0	10.0	10.0	10.0	10.0	10.0
Women's Freedom of Movement	10.0	10.0	10.0	10.0	10.0	-	-	-	-	10.0
Religious Freedom	7.5	7.8	7.6	7.2	7.1	7.1	8.1	7.9	8.9	8.9
Freedom to Establish Religious Org.	-	-	-	-	-	-	-	-	-	-
Harassment and Physical Hostilities	8.8	8.5	8.5	8.0	8.4	8.6	8.9	8.2	9.0	9.0
Legal and Regulatory Restrictions	6.2	7.2	6.6	6.3	5.7	5.6	7.3	7.6	8.8	8.8
Assoc., Assembly, and Civil Society	-	-	-	-	-	-	-	-	-	-
Freedom of Association	-	-	-	-	-	-	-	-	-	-
Assembly and Demonstration	-	-	-	-	-	-	-	-	-	-
Est. & Operate Political Parties	-	-	-	-	-	-	-	-	-	-
Est. & Operate Professional Organizations	-	-	-	-	-	-	-	-	-	-
Est. & Operate Edu., Sporting, and Cultural	-	-	-	-	-	-	-	-	-	-
Expression and Information	8.1	6.4	8.1	8.3	8.2	8.0	8.0	8.0	5.2	7.7
Press Killed	10.0	10.0	10.0	10.0	10.0	10.0	10.0	10.0	10.0	10.0
Press Jailed	10.0	10.0	10.0	10.0	10.0	10.0	10.0	10.0	0.0	10.0
Laws and Reg. That Influence Media	6.3	1.7	6.3	7.0	7.0	6.7	6.7	6.3	5.7	5.7
Political Pressure, Control Media	6.0	4.0	6.0	6.0	5.8	5.5	5.5	5.5	5.3	5.3
Access to Cable and Satellite	-	-	-	-	-	-	-	-	-	-
Freedom of Access to Frgn. Info.	-	-	-	-	-	-	-	-	-	-
State Control over Internet Access	-	-	-	-	-	-	-	-	-	-
Identity and Relationships	10.0	10.0	10.0	10.0	10.0	10.0	10.0	9.0	9.0	9.0
Legal Gender	-	-	-	-	-	-	-	7.0	7.0	7.0
Same-Sex Relationships	10.0	10.0	10.0	10.0	10.0	10.0	10.0	10.0	10.0	10.0
Divorce	10.0	10.0	10.0	10.0	10.0	10.0	10.0	10.0	10.0	10.0

MOROCCO

MIDDLE EAST & NORTH AFRICA

Ranking

125

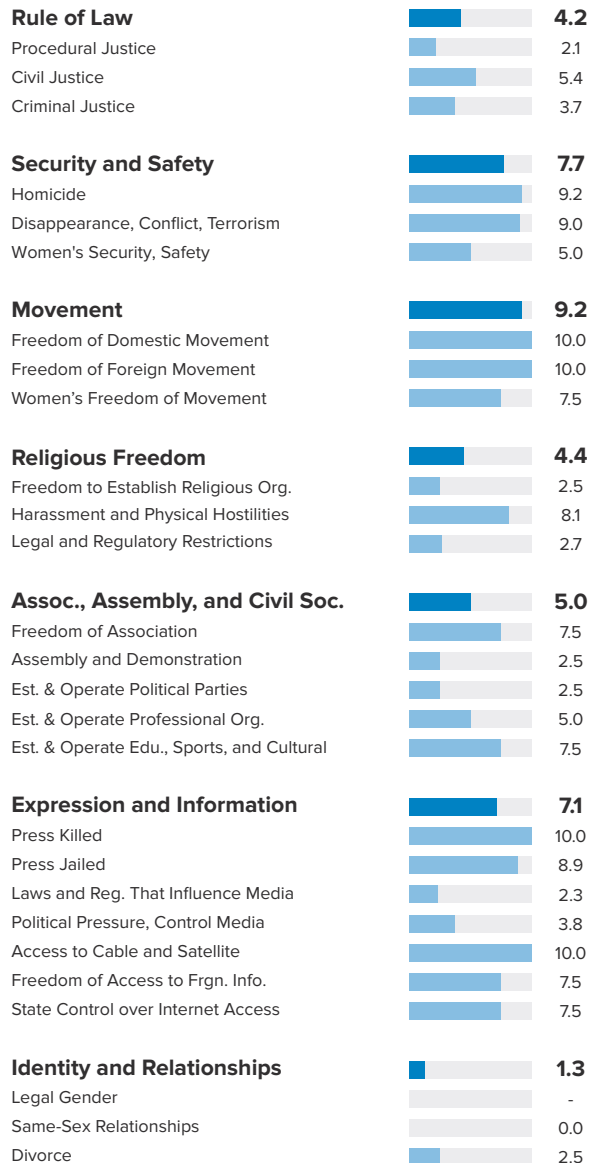
Score

6.18

Personal Freedom

135/162 Ranking

Score 5.68



Economic Freedom

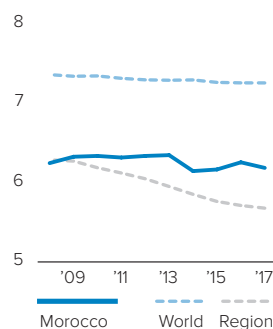
92/162 Ranking

Score 6.69

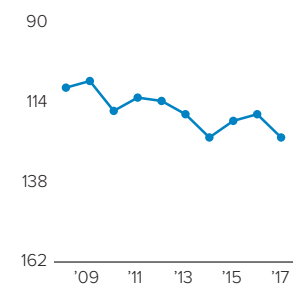


Human Freedom

Score over Time



Ranking over Time



MOROCCO

MIDDLE EAST & NORTH AFRICA

	2008	2009	2010	2011	2012	2013	2014	2015	2016	2017
Human Freedom Ranking	6.24	6.32	6.33	6.31	6.33	6.34	6.14	6.16	6.25	6.18
	110	108	117	113	114	118	125	120	118	125
Economic Freedom	6.36	6.42	6.52	6.55	6.55	6.58	6.50	6.57	6.58	6.69
Personal Freedom	6.11	6.21	6.14	6.07	6.11	6.11	5.78	5.76	5.92	5.68
Rule of Law	4.0	4.0	4.0	4.0	3.7	3.7	3.7	4.0	4.2	4.2
Procedural Justice	2.9	2.9	2.9	2.9	2.7	2.7	2.7	2.9	2.1	2.1
Civil Justice	5.4	5.4	5.4	5.4	5.0	5.0	5.1	5.3	5.4	5.4
Criminal Justice	3.5	3.5	3.5	3.5	3.5	3.5	3.3	3.7	3.7	3.7
Security and Safety	8.7	8.7	8.6	7.5	7.8	7.8	7.5	7.8	7.8	7.7
Homicide	9.5	9.5	9.4	9.5	9.5	9.5	9.6	9.5	9.3	9.2
Disappearance, Conflict, Terrorism	9.0	9.0	9.0	7.9	9.0	9.0	8.0	9.0	9.0	9.0
Women's Security, Safety	7.5	7.5	7.5	5.0	5.0	5.0	5.0	5.0	5.0	5.0
Movement	8.3	8.3	8.3	8.3	8.3	8.3	8.3	8.3	10.0	9.2
Freedom of Domestic Movement	5.0	5.0	5.0	5.0	10.0	10.0	10.0	10.0	10.0	10.0
Freedom of Foreign Movement	10.0	10.0	10.0	10.0	5.0	5.0	5.0	5.0	10.0	10.0
Women's Freedom of Movement	10.0	10.0	10.0	10.0	10.0	10.0	10.0	10.0	10.0	7.5
Religious Freedom	5.9	6.1	6.4	6.6	6.6	6.6	6.6	5.0	4.4	4.4
Freedom to Establish Religious Org.	1.3	1.3	1.3	2.5	2.5	2.5	2.5	2.5	2.5	2.5
Harassment and Physical Hostilities	9.7	9.8	9.7	9.7	9.7	9.6	9.7	8.1	8.1	8.1
Legal and Regulatory Restrictions	6.8	7.4	8.2	7.6	7.6	7.6	7.6	4.4	2.7	2.7
Assoc., Assembly, and Civil Society	5.7	5.7	5.7	7.5	7.5	7.5	5.0	5.0	5.0	5.0
Freedom of Association	5.0	5.0	5.0	7.5	7.5	7.5	7.5	7.5	7.5	7.5
Assembly and Demonstration	5.0	5.0	5.0	7.5	7.5	7.5	2.5	2.5	2.5	2.5
Est. & Operate Political Parties	5.4	5.4	5.4	8.8	8.8	8.8	2.5	2.5	2.5	2.5
Est. & Operate Professional Organizations	7.1	7.1	7.1	6.3	6.3	6.3	5.0	5.0	5.0	5.0
Est. & Operate Edu., Sporting, and Cultural	5.8	5.8	5.8	7.5	7.5	7.5	7.5	7.5	7.5	7.5
Expression and Information	7.1	7.9	7.0	7.1	7.2	7.2	7.2	7.3	7.3	7.1
Press Killed	10.0	10.0	10.0	10.0	10.0	10.0	10.0	10.0	10.0	10.0
Press Jailed	10.0	9.7	10.0	9.4	9.4	9.7	9.7	9.7	10.0	8.9
Laws and Reg. That Influence Media	2.0	6.0	1.7	1.7	2.0	2.0	2.0	2.3	2.3	2.3
Political Pressure, Control Media	4.3	6.0	3.8	3.8	4.0	4.0	4.0	3.8	3.8	3.8
Access to Cable and Satellite	10.0	10.0	10.0	10.0	10.0	10.0	10.0	10.0	10.0	10.0
Freedom of Access to Frgn. Info.	6.7	6.7	6.7	7.5	7.5	7.5	7.5	7.5	7.5	7.5
State Control over Internet Access	6.7	6.7	6.7	7.5	7.5	7.5	7.5	7.5	7.5	7.5
Identity and Relationships	2.5	2.5	2.5	2.5	2.5	2.5	2.5	2.5	2.5	1.3
Legal Gender	-	-	-	-	-	-	-	-	-	-
Same-Sex Relationships	0.0	0.0	0.0	0.0	0.0	0.0	0.0	0.0	0.0	0.0
Divorce	5.0	5.0	5.0	5.0	5.0	5.0	5.0	5.0	5.0	2.5

MOZAMBIQUE

SUB-SAHARAN AFRICA

Ranking

120

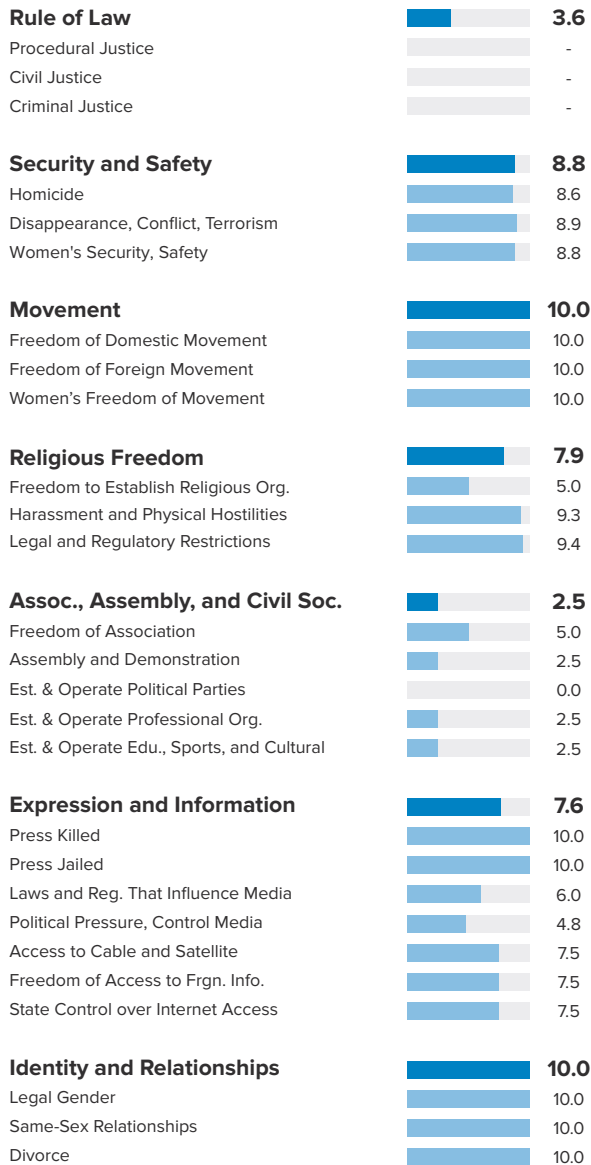
Score

6.24

Personal Freedom

84/162 Ranking

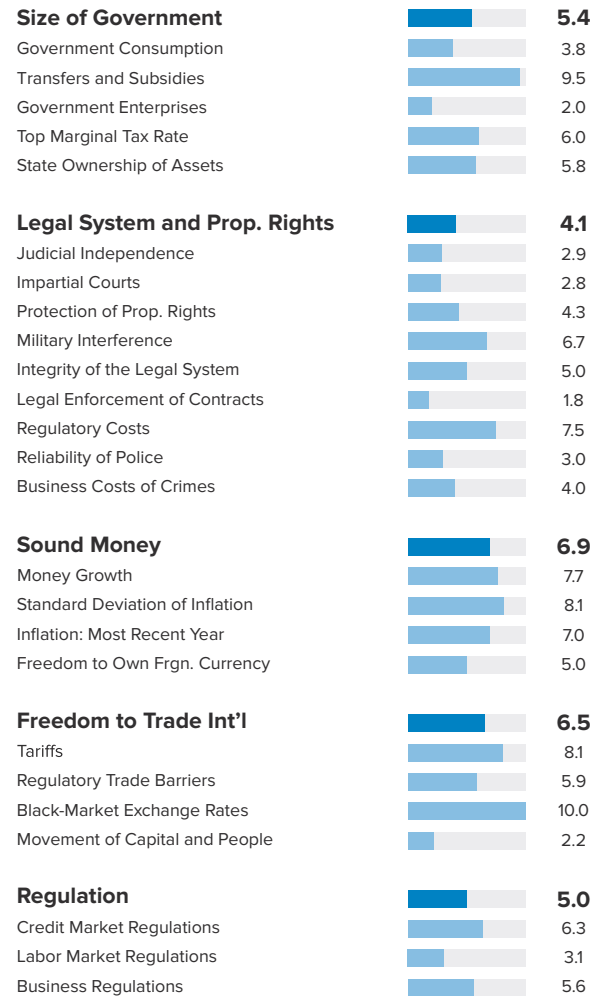
Score 6.89



Economic Freedom

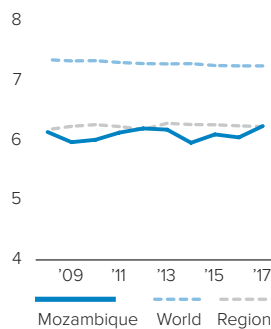
149/162 Ranking

Score 5.60

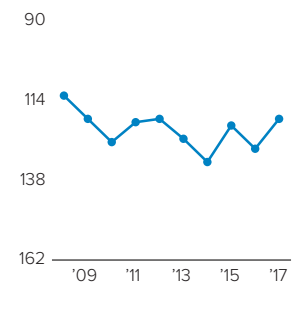


Human Freedom

Score over Time



Ranking over Time



MOZAMBIQUE

SUB-SAHARAN AFRICA

	2008	2009	2010	2011	2012	2013	2014	2015	2016	2017
Human Freedom Ranking	6.14 113	5.97 120	6.01 127	6.13 121	6.20 120	6.18 126	5.96 133	6.10 122	6.05 129	6.24 120
Economic Freedom	5.82	5.63	5.50	5.56	5.79	5.71	5.60	5.49	5.60	5.60
Personal Freedom	6.46	6.32	6.51	6.71	6.60	6.66	6.32	6.71	6.49	6.89
Rule of Law	4.7	4.7	4.9	4.7	4.3	4.0	3.9	3.8	3.5	3.6
Procedural Justice	-	-	-	-	-	-	-	-	-	-
Civil Justice	-	-	-	-	-	-	-	-	-	-
Criminal Justice	-	-	-	-	-	-	-	-	-	-
Security and Safety	7.4	7.5	7.5	7.7	7.5	8.1	8.3	8.4	7.9	8.8
Homicide	8.3	8.6	8.6	8.6	8.6	8.6	8.6	8.6	8.6	8.6
Disappearance, Conflict, Terrorism	9.0	9.0	9.0	9.5	9.0	8.2	8.9	9.0	7.7	8.9
Women's Security, Safety	5.0	5.0	5.0	5.0	5.0	7.5	7.5	7.5	7.5	8.8
Movement	5.0	5.0	5.0	5.0	5.0	5.0	5.0	8.3	8.3	10.0
Freedom of Domestic Movement	10.0	10.0	10.0	10.0	0.0	0.0	0.0	10.0	10.0	10.0
Freedom of Foreign Movement	0.0	0.0	0.0	0.0	10.0	10.0	10.0	10.0	10.0	10.0
Women's Freedom of Movement	5.0	5.0	5.0	5.0	5.0	5.0	5.0	5.0	5.0	10.0
Religious Freedom	8.0	7.9	7.9	8.2	8.5	8.6	7.4	8.1	7.9	7.9
Freedom to Establish Religious Org.	7.1	7.1	7.1	8.8	8.8	8.8	5.0	5.0	5.0	5.0
Harassment and Physical Hostilities	8.8	9.0	9.3	9.3	9.5	9.6	9.4	10.0	9.3	9.3
Legal and Regulatory Restrictions	8.1	7.5	7.4	6.4	7.1	7.5	7.7	9.3	9.4	9.4
Assoc., Assembly, and Civil Society	7.5	7.5	7.5	9.0	9.0	9.0	2.5	2.5	2.5	2.5
Freedom of Association	7.5	7.5	7.5	10.0	10.0	10.0	5.0	5.0	5.0	5.0
Assembly and Demonstration	7.5	7.5	7.5	10.0	10.0	10.0	2.5	2.5	2.5	2.5
Est. & Operate Political Parties	8.3	8.3	8.3	8.8	8.8	8.8	0.0	0.0	0.0	0.0
Est. & Operate Professional Organizations	7.1	7.1	7.1	7.5	7.5	7.5	2.5	2.5	2.5	2.5
Est. & Operate Edu., Sporting, and Cultural	7.1	7.1	7.1	8.8	8.8	8.8	2.5	2.5	2.5	2.5
Expression and Information	8.9	7.2	8.8	8.9	8.9	8.8	7.8	7.7	7.6	7.6
Press Killed	10.0	10.0	10.0	10.0	10.0	10.0	10.0	10.0	10.0	10.0
Press Jailed	10.0	10.0	10.0	10.0	10.0	10.0	10.0	10.0	10.0	10.0
Laws and Reg. That Influence Media	6.0	0.0	5.7	6.0	5.7	5.7	6.0	6.0	6.0	6.0
Political Pressure, Control Media	6.3	0.5	5.8	6.0	6.5	5.8	5.8	5.3	4.8	4.8
Access to Cable and Satellite	10.0	10.0	10.0	10.0	10.0	10.0	7.5	7.5	7.5	7.5
Freedom of Access to Frgn. Info.	10.0	10.0	10.0	10.0	10.0	10.0	7.5	7.5	7.5	7.5
State Control over Internet Access	10.0	10.0	10.0	10.0	10.0	10.0	7.5	7.5	7.5	7.5
Identity and Relationships	5.0	5.0	5.0	5.0	5.0	5.0	10.0	10.0	10.0	10.0
Legal Gender	-	-	-	-	-	-	-	10.0	10.0	10.0
Same-Sex Relationships	0.0	0.0	0.0	0.0	0.0	0.0	10.0	10.0	10.0	10.0
Divorce	10.0	10.0	10.0	10.0	10.0	10.0	10.0	10.0	10.0	10.0

MYANMAR

SOUTH ASIA

Ranking

148

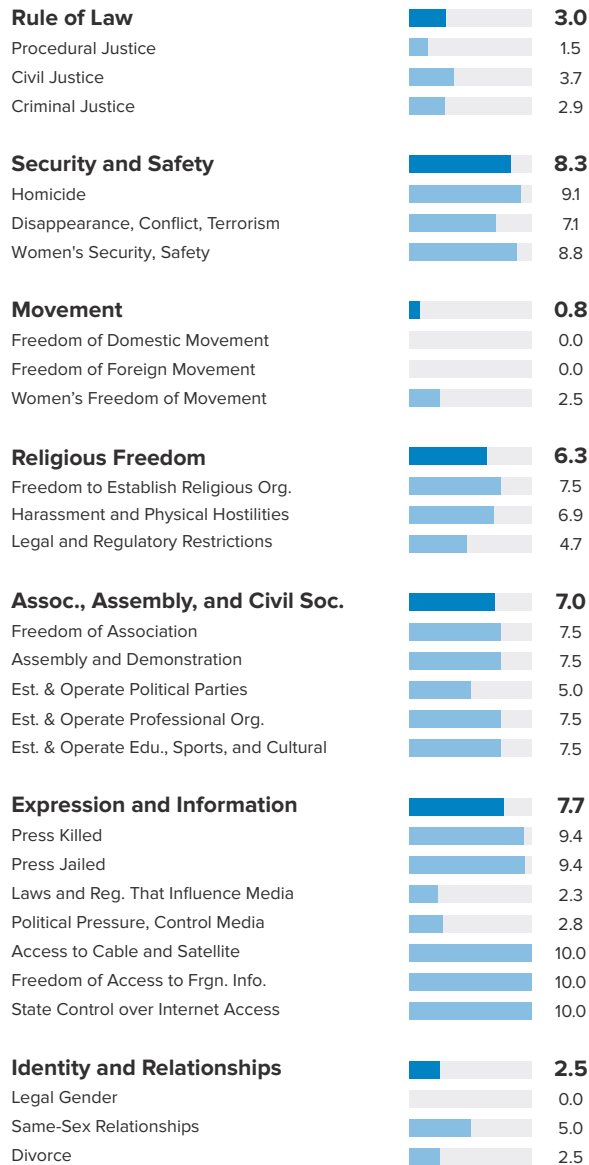
Score

5.44

Personal Freedom

144/162 Ranking

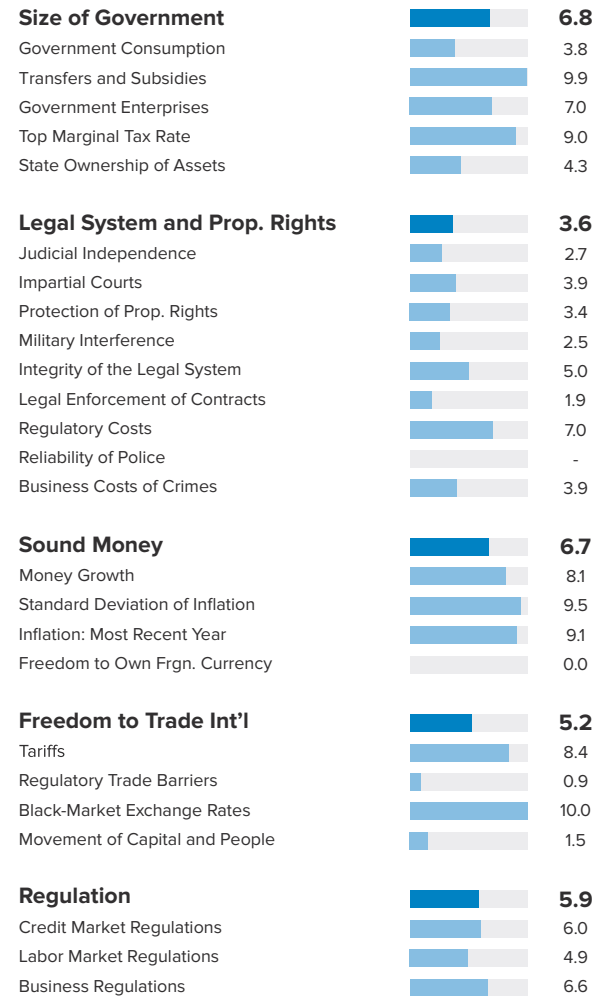
Score 5.26



Economic Freedom

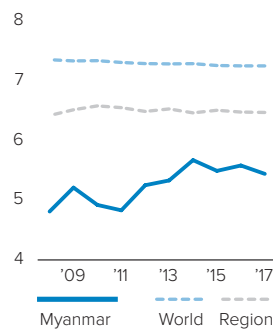
148/162 Ranking

Score 5.63

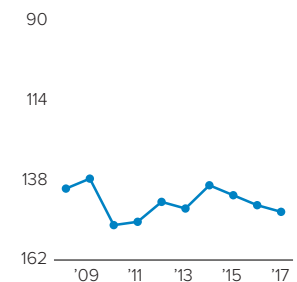


Human Freedom

Score over Time



Ranking over Time



MYANMAR

SOUTH ASIA

	2008	2009	2010	2011	2012	2013	2014	2015	2016	2017
Human Freedom Ranking	4.81 141	5.21 138	4.92 152	4.83 151	5.25 145	5.33 147	5.67 140	5.49 143	5.58 146	5.44 148
Economic Freedom	3.66	4.02	3.94	4.31	5.27	5.59	5.59	5.52	5.64	5.63
Personal Freedom	5.96	6.41	5.91	5.35	5.23	5.06	5.75	5.46	5.52	5.26
Rule of Law	3.4	3.4	3.4	3.5	3.1	3.1	3.1	3.2	3.0	3.0
Procedural Justice	-	-	-	-	2.1	2.1	2.5	2.3	1.5	1.5
Civil Justice	-	-	-	-	3.9	3.9	3.7	4.2	3.7	3.7
Criminal Justice	-	-	-	-	3.2	3.2	3.0	3.2	2.9	2.9
Security and Safety	8.6	8.5	8.5	8.2	7.7	7.1	7.5	7.5	7.7	8.3
Homicide	9.4	9.3	9.4	9.2	8.9	9.0	9.1	9.1	9.1	9.1
Disappearance, Conflict, Terrorism	6.4	6.2	6.2	6.6	5.6	6.1	7.2	7.0	7.7	7.1
Women's Security, Safety	10.0	10.0	10.0	8.8	8.8	6.3	6.3	6.3	6.3	8.8
Movement	3.3	3.3	3.3	1.7	1.7	1.7	1.7	1.7	3.3	0.8
Freedom of Domestic Movement	0.0	0.0	0.0	0.0	0.0	0.0	0.0	0.0	0.0	0.0
Freedom of Foreign Movement	0.0	0.0	0.0	0.0	0.0	0.0	0.0	0.0	5.0	0.0
Women's Freedom of Movement	10.0	10.0	10.0	5.0	5.0	5.0	5.0	5.0	5.0	2.5
Religious Freedom	9.7	9.9	9.3	7.6	7.7	7.5	8.6	7.2	6.3	6.3
Freedom to Establish Religious Org.	-	-	-	3.8	3.8	3.8	7.5	7.5	7.5	7.5
Harassment and Physical Hostilities	9.3	9.8	9.0	9.1	9.4	9.2	8.9	7.5	6.9	6.9
Legal and Regulatory Restrictions	10.0	10.0	9.6	10.0	10.0	9.4	9.4	6.7	4.7	4.7
Assoc., Assembly, and Civil Society	-	-	-	3.0	3.0	3.0	7.0	7.0	7.0	7.0
Freedom of Association	-	-	-	0.0	0.0	0.0	7.5	7.5	7.5	7.5
Assembly and Demonstration	-	-	-	0.0	0.0	0.0	7.5	7.5	7.5	7.5
Est. & Operate Political Parties	-	-	-	7.5	7.5	7.5	5.0	5.0	5.0	5.0
Est. & Operate Professional Organizations	-	-	-	3.8	3.8	3.8	7.5	7.5	7.5	7.5
Est. & Operate Edu., Sporting, and Cultural	-	-	-	3.8	3.8	3.8	7.5	7.5	7.5	7.5
Expression and Information	4.4	8.0	4.5	5.8	6.6	6.7	7.6	7.8	7.7	7.7
Press Killed	10.0	10.0	10.0	10.0	10.0	10.0	9.4	10.0	9.4	9.4
Press Jailed	7.2	8.2	7.4	7.6	10.0	10.0	8.1	9.0	9.6	9.4
Laws and Reg. That Influence Media	0.0	7.0	0.0	0.7	2.3	2.7	2.3	2.3	2.3	2.3
Political Pressure, Control Media	0.5	6.8	0.8	2.3	4.0	4.0	3.3	3.0	2.8	2.8
Access to Cable and Satellite	-	-	-	7.5	7.5	7.5	10.0	10.0	10.0	10.0
Freedom of Access to Frgn. Info.	-	-	-	7.5	7.5	7.5	10.0	10.0	10.0	10.0
State Control over Internet Access	-	-	-	5.0	5.0	5.0	10.0	10.0	10.0	10.0
Identity and Relationships	6.3	6.3	6.3	6.3	6.3	6.3	6.3	4.2	4.2	2.5
Legal Gender	-	-	-	-	-	-	-	0.0	0.0	0.0
Same-Sex Relationships	5.0	5.0	5.0	5.0	5.0	5.0	5.0	5.0	5.0	5.0
Divorce	7.5	7.5	7.5	7.5	7.5	7.5	7.5	7.5	7.5	2.5

NAMIBIA

SUB-SAHARAN AFRICA

Ranking

87

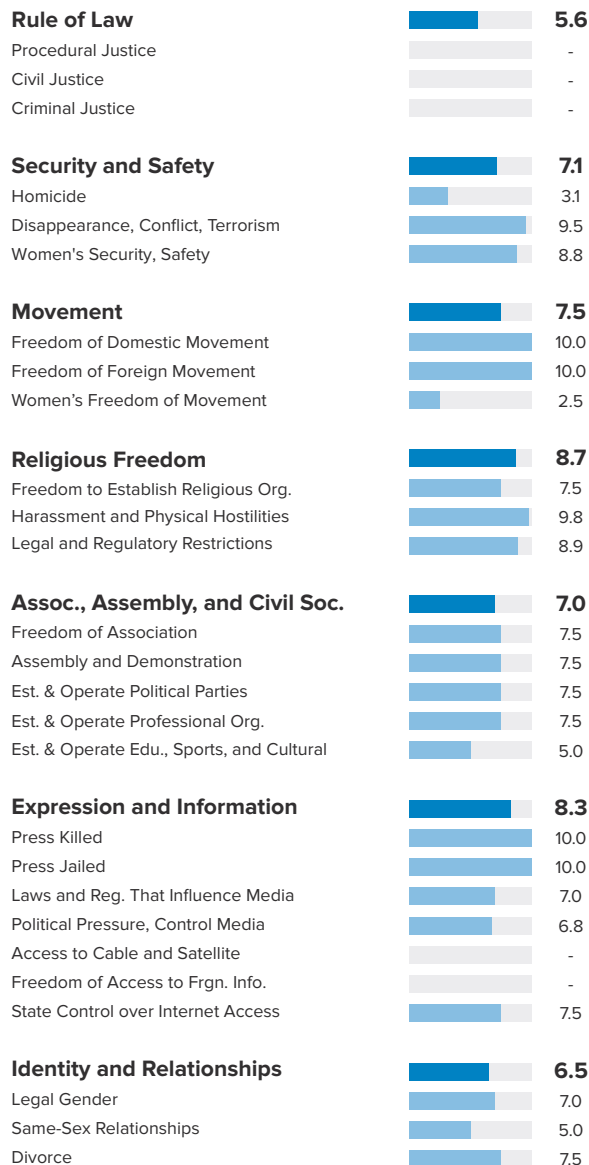
Score

6.75

Personal Freedom

80/162 Ranking

Score 6.97



Economic Freedom

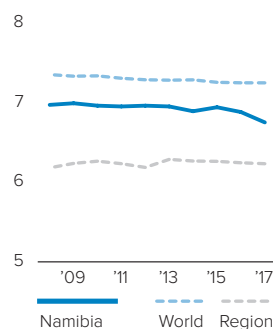
106/162 Ranking

Score 6.53

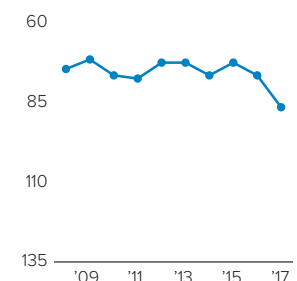


Human Freedom

Score over Time



Ranking over Time



NAMIBIA

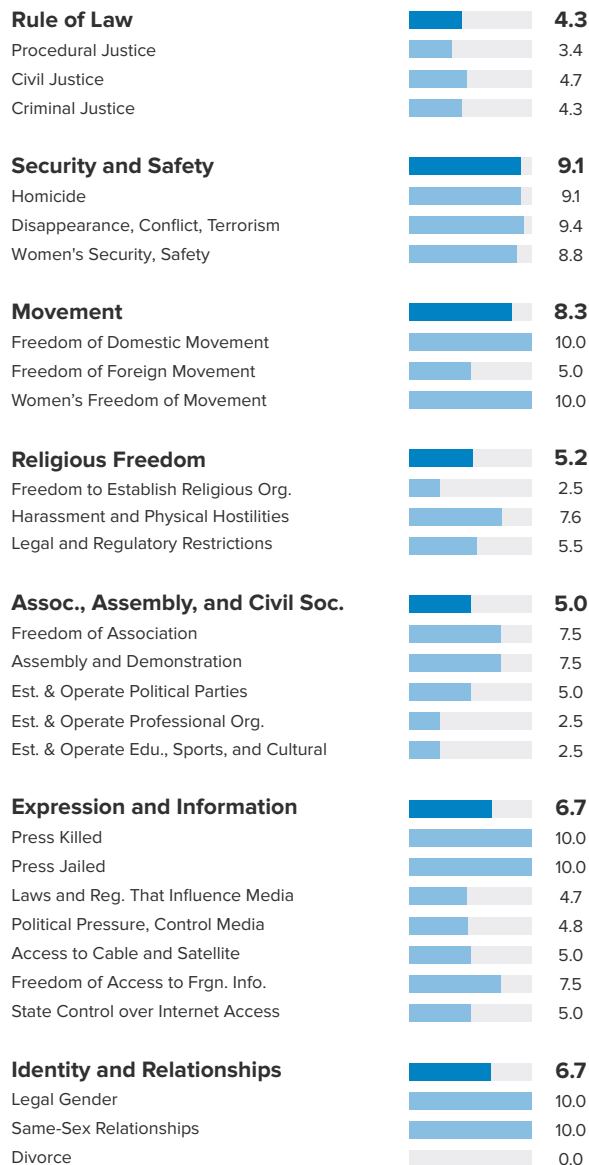
SUB-SAHARAN AFRICA

	2008	2009	2010	2011	2012	2013	2014	2015	2016	2017
Human Freedom Ranking	6.97	6.99	6.96	6.95	6.96	6.95	6.89	6.94	6.88	6.75
Economic Freedom	6.79	6.87	6.78	6.56	6.72	6.68	6.68	6.68	6.52	6.53
Personal Freedom	7.15	7.11	7.15	7.34	7.20	7.22	7.11	7.19	7.25	6.97
Rule of Law	6.0	5.8	5.7	5.7	5.6	5.6	5.4	5.5	5.8	5.6
Procedural Justice	-	-	-	-	-	-	-	-	-	-
Civil Justice	-	-	-	-	-	-	-	-	-	-
Criminal Justice	-	-	-	-	-	-	-	-	-	-
Security and Safety	5.9	5.7	6.2	7.1	6.7	6.7	6.7	6.7	6.7	7.1
Homicide	3.3	2.7	4.2	4.4	3.1	3.1	3.1	3.1	3.1	3.1
Disappearance, Conflict, Terrorism	9.5	9.5	9.5	9.5	9.5	9.5	9.5	9.5	9.5	9.5
Women's Security, Safety	5.0	5.0	5.0	7.5	7.5	7.5	7.5	7.5	7.5	8.8
Movement	10.0	10.0	10.0	10.0	10.0	10.0	10.0	10.0	10.0	7.5
Freedom of Domestic Movement	10.0	10.0	10.0	10.0	10.0	10.0	10.0	10.0	10.0	10.0
Freedom of Foreign Movement	10.0	10.0	10.0	10.0	10.0	10.0	10.0	10.0	10.0	10.0
Women's Freedom of Movement	10.0	10.0	10.0	10.0	10.0	10.0	10.0	10.0	10.0	2.5
Religious Freedom	8.3	8.6	8.3	8.3	8.2	8.4	8.2	8.8	8.7	8.7
Freedom to Establish Religious Org.	7.1	7.1	7.1	7.5	7.5	7.5	7.5	7.5	7.5	7.5
Harassment and Physical Hostilities	8.6	9.0	8.5	8.4	8.2	8.6	8.5	9.8	9.8	9.8
Legal and Regulatory Restrictions	9.1	9.8	9.3	9.1	9.0	9.3	8.7	9.1	8.9	8.9
Assoc., Assembly, and Civil Society	7.3	7.3	7.3	7.5	7.5	7.5	7.0	7.0	7.0	7.0
Freedom of Association	7.5	7.5	7.5	7.5	7.5	7.5	7.5	7.5	7.5	7.5
Assembly and Demonstration	7.5	7.5	7.5	7.5	7.5	7.5	7.5	7.5	7.5	7.5
Est. & Operate Political Parties	7.1	7.1	7.1	7.5	7.5	7.5	7.5	7.5	7.5	7.5
Est. & Operate Professional Organizations	7.1	7.1	7.1	7.5	7.5	7.5	7.5	7.5	7.5	7.5
Est. & Operate Edu., Sporting, and Cultural	7.1	7.1	7.1	7.5	7.5	7.5	5.0	5.0	5.0	5.0
Expression and Information	8.8	8.9	8.6	8.0	8.1	8.1	8.2	8.2	8.3	8.3
Press Killed	10.0	10.0	10.0	10.0	10.0	10.0	10.0	10.0	10.0	10.0
Press Jailed	10.0	10.0	10.0	10.0	10.0	10.0	10.0	10.0	10.0	10.0
Laws and Reg. That Influence Media	7.3	8.7	7.0	7.0	7.0	7.0	7.0	7.0	7.0	7.0
Political Pressure, Control Media	7.5	7.3	6.5	6.8	7.0	7.0	6.5	6.5	6.8	6.8
Access to Cable and Satellite	10.0	10.0	10.0	7.5	7.5	7.5	-	-	-	-
Freedom of Access to Frgn. Info.	6.7	6.7	6.7	7.5	7.5	7.5	-	-	-	-
State Control over Internet Access	10.0	10.0	10.0	7.5	7.5	7.5	7.5	7.5	7.5	7.5
Identity and Relationships	7.5	7.5	7.5	7.5	7.5	7.5	7.5	7.3	7.3	6.5
Legal Gender	-	-	-	-	-	-	-	7.0	7.0	7.0
Same-Sex Relationships	5.0	5.0	5.0	5.0	5.0	5.0	5.0	5.0	5.0	5.0
Divorce	10.0	10.0	10.0	10.0	10.0	10.0	10.0	10.0	10.0	7.5

Personal Freedom

98/162 Ranking

Score 6.53



Economic Freedom

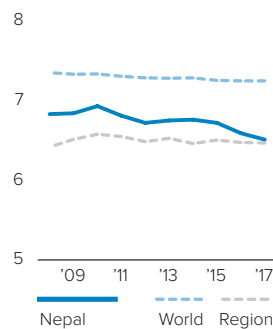
110/162 Ranking

Score 6.49

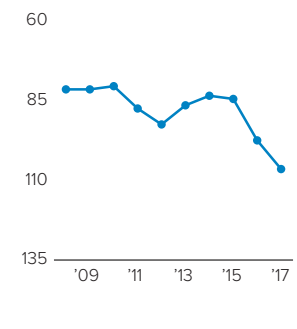


Human Freedom

Score over Time



Ranking over Time



NEPAL

SOUTH ASIA

	2008	2009	2010	2011	2012	2013	2014	2015	2016	2017
Human Freedom Ranking	6.83	6.84	6.93	6.81	6.72	6.75	6.76	6.72	6.59	6.51
	82	82	81	88	93	87	84	85	98	107
Economic Freedom	5.91	5.76	6.10	6.07	6.07	6.27	6.36	6.41	6.45	6.49
Personal Freedom	7.75	7.92	7.76	7.55	7.38	7.24	7.16	7.02	6.73	6.53
Rule of Law	5.1	5.1	5.1	5.1	4.5	4.5	4.3	4.2	4.3	4.3
Procedural Justice	5.5	5.5	5.5	5.5	4.9	4.9	4.3	3.9	3.4	3.4
Civil Justice	4.3	4.3	4.3	4.3	4.2	4.2	4.2	4.1	4.7	4.7
Criminal Justice	5.4	5.4	5.4	5.4	4.3	4.3	4.2	4.4	4.3	4.3
Security and Safety	8.3	8.5	8.6	9.4	9.5	9.5	9.6	9.5	9.2	9.1
Homicide	8.7	8.8	8.8	9.0	9.1	9.1	9.2	9.1	9.1	9.1
Disappearance, Conflict, Terrorism	8.9	9.2	9.4	9.3	9.4	9.4	9.5	9.5	8.5	9.4
Women's Security, Safety	7.5	7.5	7.5	10.0	10.0	10.0	10.0	10.0	10.0	8.8
Movement	8.3	8.3	8.3	8.3	8.3	6.7	8.3	8.3	6.7	8.3
Freedom of Domestic Movement	10.0	10.0	10.0	10.0	10.0	10.0	10.0	10.0	10.0	10.0
Freedom of Foreign Movement	10.0	10.0	10.0	10.0	10.0	5.0	10.0	10.0	5.0	5.0
Women's Freedom of Movement	5.0	5.0	5.0	5.0	5.0	5.0	5.0	5.0	5.0	10.0
Religious Freedom	9.7	9.7	9.6	8.3	8.3	8.3	7.0	6.0	5.2	5.2
Freedom to Establish Religious Org.	10.0	10.0	10.0	6.3	6.3	6.3	2.5	2.5	2.5	2.5
Harassment and Physical Hostilities	9.5	9.5	9.5	9.8	9.3	9.4	9.7	7.8	7.6	7.6
Legal and Regulatory Restrictions	9.7	9.5	9.3	8.8	9.4	9.3	8.9	7.6	5.5	5.5
Assoc., Assembly, and Civil Society	7.8	7.8	7.8	6.3	6.3	6.3	5.0	5.0	5.0	5.0
Freedom of Association	7.5	7.5	7.5	7.5	7.5	7.5	7.5	7.5	7.5	7.5
Assembly and Demonstration	7.5	7.5	7.5	7.5	7.5	7.5	7.5	7.5	7.5	7.5
Est. & Operate Political Parties	8.3	8.3	8.3	6.3	6.3	6.3	5.0	5.0	5.0	5.0
Est. & Operate Professional Organizations	8.3	8.3	8.3	3.8	3.8	3.8	2.5	2.5	2.5	2.5
Est. & Operate Edu., Sporting, and Cultural	7.1	7.1	7.1	6.3	6.3	6.3	2.5	2.5	2.5	2.5
Expression and Information	8.1	9.4	7.7	6.3	6.0	6.2	6.6	6.6	6.7	6.7
Press Killed	8.7	8.8	6.3	10.0	8.8	10.0	10.0	10.0	10.0	10.0
Press Jailed	10.0	10.0	10.0	10.0	10.0	10.0	10.0	10.0	10.0	10.0
Laws and Reg. That Influence Media	5.0	9.0	4.7	5.0	4.7	4.7	4.7	4.7	4.7	4.7
Political Pressure, Control Media	3.0	8.3	3.0	3.8	3.3	4.0	4.0	4.3	4.8	4.8
Access to Cable and Satellite	10.0	10.0	10.0	5.0	5.0	5.0	5.0	5.0	5.0	5.0
Freedom of Access to Frgn. Info.	10.0	10.0	10.0	5.0	5.0	5.0	7.5	7.5	7.5	7.5
State Control over Internet Access	10.0	10.0	10.0	5.0	5.0	5.0	5.0	5.0	5.0	5.0
Identity and Relationships	10.0	10.0	10.0	10.0	10.0	10.0	10.0	10.0	10.0	6.7
Legal Gender	-	-	-	-	-	-	-	10.0	10.0	10.0
Same-Sex Relationships	10.0	10.0	10.0	10.0	10.0	10.0	10.0	10.0	10.0	10.0
Divorce	10.0	10.0	10.0	10.0	10.0	10.0	10.0	10.0	10.0	0.0

NETHERLANDS

WESTERN EUROPE

Ranking

11

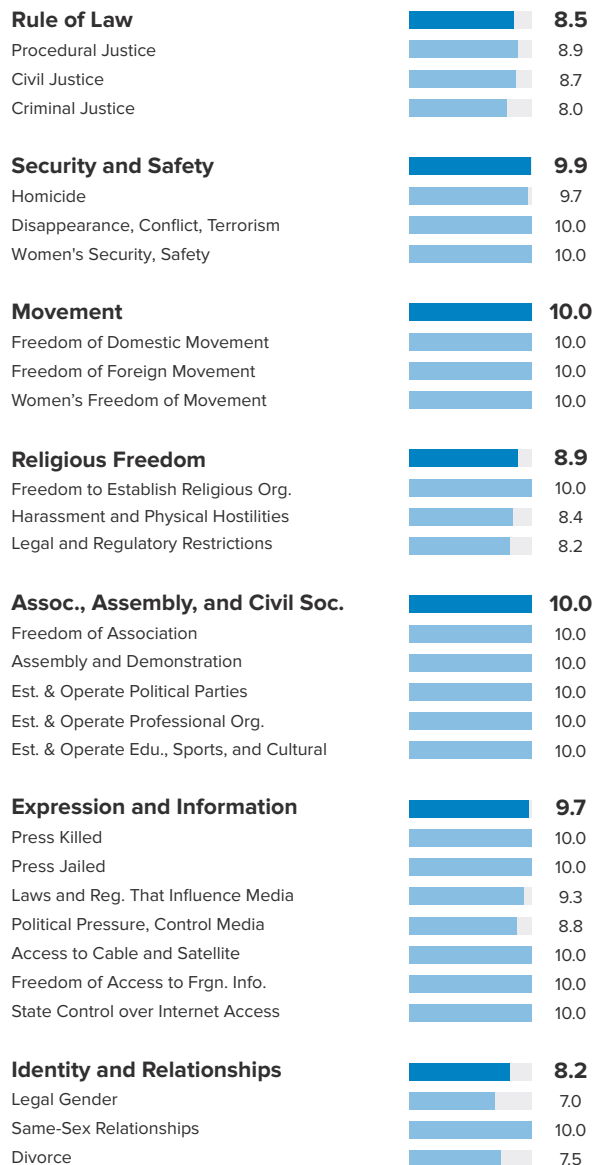
Score

8.50

Personal Freedom

2/162 Ranking

Score 9.28



Economic Freedom

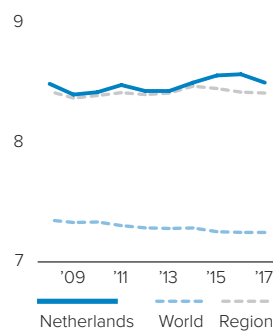
25/162 Ranking

Score 7.72

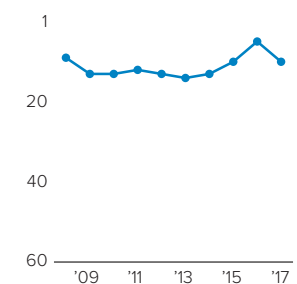


Human Freedom

Score over Time



Ranking over Time



NETHERLANDS

WESTERN EUROPE

	2008	2009	2010	2011	2012	2013	2014	2015	2016	2017
Human Freedom Ranking	8.49	8.40	8.42	8.48	8.43	8.43	8.50	8.56	8.57	8.50
Economic Freedom	7.74	7.59	7.65	7.74	7.70	7.67	7.78	7.78	7.76	7.72
Personal Freedom	9.23	9.22	9.19	9.21	9.15	9.19	9.21	9.34	9.37	9.28
Rule of Law	8.3	8.3	8.3	8.3	8.2	8.2	8.2	8.5	8.5	8.5
Procedural Justice	8.9	8.9	8.9	8.9	8.7	8.7	8.6	8.7	8.9	8.9
Civil Justice	8.0	8.0	8.0	8.0	8.3	8.3	8.6	8.8	8.7	8.7
Criminal Justice	8.0	8.0	8.0	8.0	7.5	7.5	7.5	8.0	8.0	8.0
Security and Safety	9.6	9.8	9.6	9.6	9.6	9.7	9.7	9.9	9.9	9.9
Homicide	9.6	9.6	9.7	9.7	9.7	9.7	9.7	9.8	9.8	9.7
Disappearance, Conflict, Terrorism	9.5	9.9	9.5	9.5	9.5	9.5	9.5	10.0	10.0	10.0
Women's Security, Safety	9.8	9.8	9.8	9.8	9.8	10.0	10.0	10.0	10.0	10.0
Movement	10.0	10.0	10.0	10.0	10.0	10.0	10.0	10.0	10.0	10.0
Freedom of Domestic Movement	10.0	10.0	10.0	10.0	10.0	10.0	10.0	10.0	10.0	10.0
Freedom of Foreign Movement	10.0	10.0	10.0	10.0	10.0	10.0	10.0	10.0	10.0	10.0
Women's Freedom of Movement	10.0	10.0	10.0	10.0	10.0	10.0	10.0	10.0	10.0	10.0
Religious Freedom	7.9	7.3	7.5	7.6	7.2	7.3	7.5	8.6	8.9	8.9
Freedom to Establish Religious Org.	10.0	10.0	10.0	10.0	10.0	10.0	10.0	10.0	10.0	10.0
Harassment and Physical Hostilities	8.3	7.8	7.5	7.9	6.8	6.7	6.6	8.4	8.4	8.4
Legal and Regulatory Restrictions	5.3	4.1	4.9	4.9	4.9	5.1	5.8	7.5	8.2	8.2
Assoc., Assembly, and Civil Society	10.0	10.0	10.0	10.0	10.0	10.0	10.0	10.0	10.0	10.0
Freedom of Association	10.0	10.0	10.0	10.0	10.0	10.0	10.0	10.0	10.0	10.0
Assembly and Demonstration	10.0	10.0	10.0	10.0	10.0	10.0	10.0	10.0	10.0	10.0
Est. & Operate Political Parties	10.0	10.0	10.0	10.0	10.0	10.0	10.0	10.0	10.0	10.0
Est. & Operate Professional Organizations	10.0	10.0	10.0	10.0	10.0	10.0	10.0	10.0	10.0	10.0
Est. & Operate Edu., Sporting, and Cultural	10.0	10.0	10.0	10.0	10.0	10.0	10.0	10.0	10.0	10.0
Expression and Information	9.7	9.7	9.6	9.7	9.7	9.8	9.7	9.7	9.7	9.7
Press Killed	10.0	10.0	10.0	10.0	10.0	10.0	10.0	10.0	10.0	10.0
Press Jailed	10.0	10.0	10.0	10.0	10.0	10.0	10.0	10.0	10.0	10.0
Laws and Reg. That Influence Media	9.3	9.0	9.0	9.3	9.7	9.7	9.3	9.3	9.3	9.3
Political Pressure, Control Media	8.3	8.8	8.3	8.5	8.5	8.8	8.8	8.8	8.8	8.8
Access to Cable and Satellite	10.0	10.0	10.0	10.0	10.0	10.0	10.0	10.0	10.0	10.0
Freedom of Access to Frgn. Info.	10.0	10.0	10.0	10.0	10.0	10.0	10.0	10.0	10.0	10.0
State Control over Internet Access	10.0	10.0	10.0	10.0	10.0	10.0	10.0	10.0	10.0	10.0
Identity and Relationships	10.0	10.0	10.0	10.0	10.0	10.0	10.0	9.0	9.0	8.2
Legal Gender	-	-	-	-	-	-	-	7.0	7.0	7.0
Same-Sex Relationships	10.0	10.0	10.0	10.0	10.0	10.0	10.0	10.0	10.0	10.0
Divorce	10.0	10.0	10.0	10.0	10.0	10.0	10.0	10.0	10.0	7.5

NEW ZEALAND

OCEANIA

Ranking

1

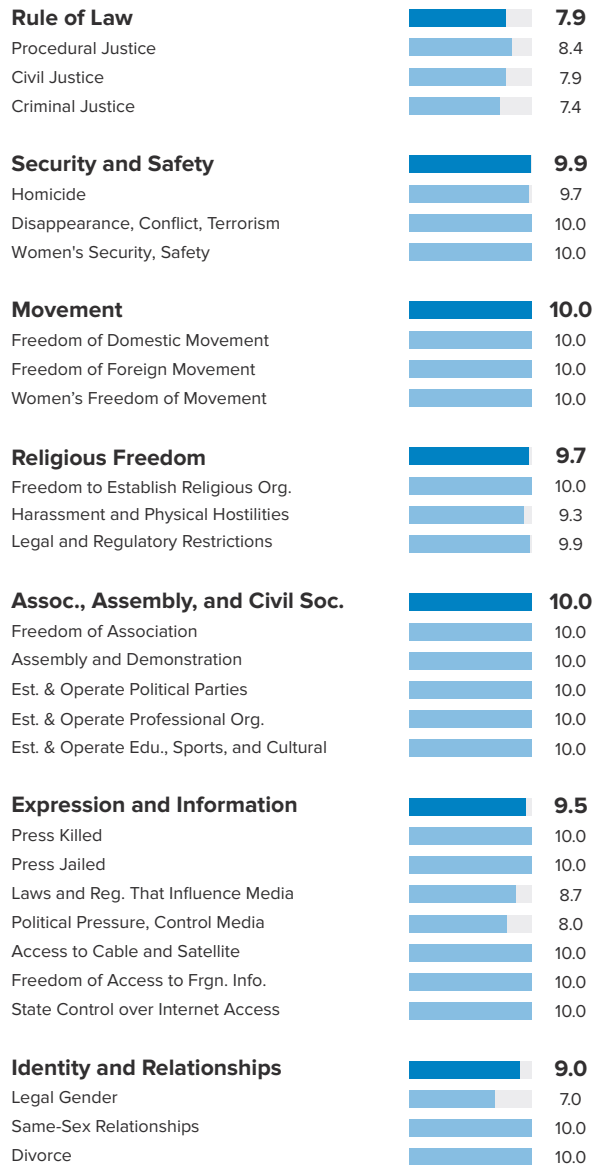
Score

8.88

Personal Freedom

3/162 Ranking

Score 9.27



Economic Freedom

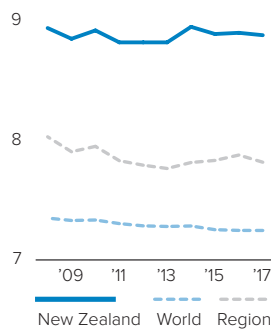
3/162 Ranking

Score 8.50

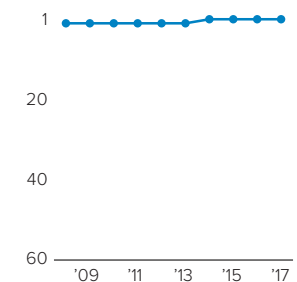


Human Freedom

Score over Time



Ranking over Time



NEW ZEALAND

OCEANIA

	2008	2009	2010	2011	2012	2013	2014	2015	2016	2017
Human Freedom Ranking	8.94 2	8.85 2	8.92 2	8.82 2	8.82 2	8.82 2	8.95 1	8.89 1	8.90 1	8.88 1
Economic Freedom	8.46	8.38	8.42	8.45	8.53	8.54	8.54	8.54	8.55	8.50
Personal Freedom	9.42	9.33	9.43	9.19	9.10	9.11	9.37	9.25	9.26	9.27
Rule of Law	8.1	8.1	8.1	8.1	7.7	7.7	7.9	7.8	7.9	7.9
Procedural Justice	8.7	8.7	8.7	8.7	8.5	8.5	8.2	8.1	8.4	8.4
Civil Justice	7.6	7.6	7.6	7.6	7.5	7.5	7.8	7.8	7.9	7.9
Criminal Justice	7.9	7.9	7.9	7.9	7.2	7.2	7.7	7.5	7.4	7.4
Security and Safety	9.8	9.8	9.9	9.9	9.9	9.9	9.9	9.9	9.9	9.9
Homicide	9.5	9.4	9.6	9.6	9.6	9.6	9.6	9.6	9.6	9.7
Disappearance, Conflict, Terrorism	10.0	10.0	10.0	10.0	10.0	10.0	10.0	10.0	10.0	10.0
Women's Security, Safety	10.0	10.0	10.0	10.0	10.0	10.0	10.0	10.0	10.0	10.0
Movement	10.0	10.0	10.0	10.0	10.0	10.0	10.0	10.0	10.0	10.0
Freedom of Domestic Movement	10.0	10.0	10.0	10.0	10.0	10.0	10.0	10.0	10.0	10.0
Freedom of Foreign Movement	10.0	10.0	10.0	10.0	10.0	10.0	10.0	10.0	10.0	10.0
Women's Freedom of Movement	10.0	10.0	10.0	10.0	10.0	10.0	10.0	10.0	10.0	10.0
Religious Freedom	9.7	9.9	9.7	8.9	8.8	9.0	9.7	9.8	9.7	9.7
Freedom to Establish Religious Org.	10.0	10.0	10.0	7.5	7.5	7.5	10.0	10.0	10.0	10.0
Harassment and Physical Hostilities	9.2	9.9	9.9	9.8	9.8	9.7	9.8	9.7	9.3	9.3
Legal and Regulatory Restrictions	9.8	9.8	9.3	9.4	9.3	9.8	9.3	9.7	9.9	9.9
Assoc., Assembly, and Civil Society	10.0	10.0	10.0	8.5	8.5	8.5	10.0	10.0	10.0	10.0
Freedom of Association	10.0	10.0	10.0	10.0	10.0	10.0	10.0	10.0	10.0	10.0
Assembly and Demonstration	10.0	10.0	10.0	10.0	10.0	10.0	10.0	10.0	10.0	10.0
Est. & Operate Political Parties	10.0	10.0	10.0	7.5	7.5	7.5	10.0	10.0	10.0	10.0
Est. & Operate Professional Organizations	10.0	10.0	10.0	5.0	5.0	5.0	10.0	10.0	10.0	10.0
Est. & Operate Edu., Sporting, and Cultural	10.0	10.0	10.0	10.0	10.0	10.0	10.0	10.0	10.0	10.0
Expression and Information	9.7	8.6	9.6	9.6	9.6	9.6	9.5	9.5	9.5	9.5
Press Killed	10.0	10.0	10.0	10.0	10.0	10.0	10.0	10.0	10.0	10.0
Press Jailed	10.0	10.0	10.0	10.0	10.0	10.0	10.0	10.0	10.0	10.0
Laws and Reg. That Influence Media	9.0	5.3	9.0	9.0	9.0	9.0	8.7	8.3	8.7	8.7
Political Pressure, Control Media	8.8	5.0	8.5	8.0	8.3	8.0	8.0	8.0	8.0	8.0
Access to Cable and Satellite	10.0	10.0	10.0	10.0	10.0	10.0	10.0	10.0	10.0	10.0
Freedom of Access to Frgn. Info.	10.0	10.0	10.0	10.0	10.0	10.0	10.0	10.0	10.0	10.0
State Control over Internet Access	10.0	10.0	10.0	10.0	10.0	10.0	10.0	10.0	10.0	10.0
Identity and Relationships	10.0	10.0	10.0	10.0	10.0	10.0	10.0	9.0	9.0	9.0
Legal Gender	-	-	-	-	-	-	-	7.0	7.0	7.0
Same-Sex Relationships	10.0	10.0	10.0	10.0	10.0	10.0	10.0	10.0	10.0	10.0
Divorce	10.0	10.0	10.0	10.0	10.0	10.0	10.0	10.0	10.0	10.0

NICARAGUA

LATIN AMERICA & THE CARIBBEAN

Ranking

77

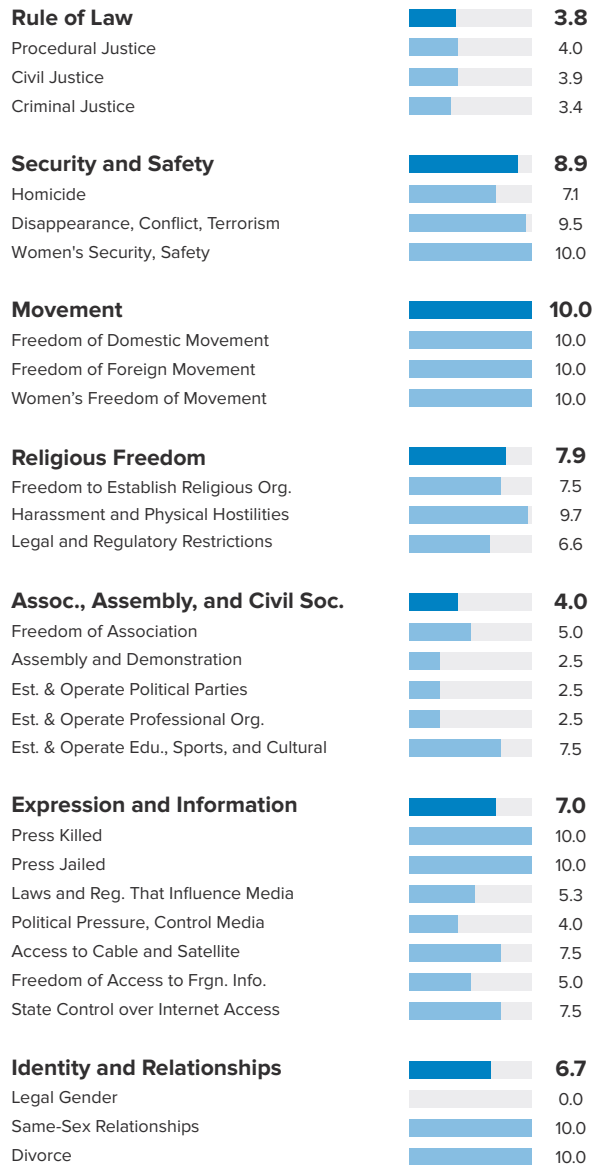
Score

6.86

Personal Freedom

89/162 Ranking

Score 6.72



Economic Freedom

74/162 Ranking

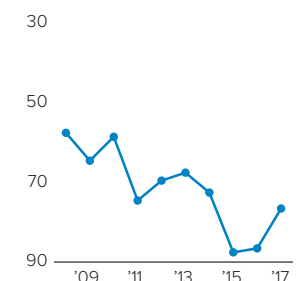
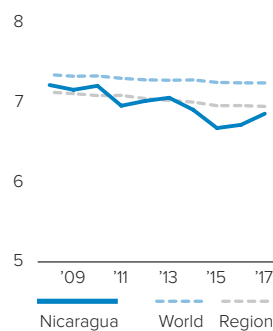
Score 7.01



Human Freedom

Score over Time

Ranking over Time



NICARAGUA

LATIN AMERICA & THE CARIBBEAN

	2008	2009	2010	2011	2012	2013	2014	2015	2016	2017
Human Freedom Ranking	7.22 58	7.16 65	7.21 59	6.96 75	7.02 70	7.06 68	6.91 73	6.68 88	6.72 87	6.86 77
Economic Freedom	7.04	7.01	7.02	7.13	7.18	7.21	7.16	7.08	7.09	7.01
Personal Freedom	7.41	7.31	7.40	6.79	6.86	6.90	6.66	6.27	6.34	6.72
Rule of Law	4.3	4.3	4.3	4.3	3.8	3.8	3.6	3.4	3.8	3.8
Procedural Justice	4.5	4.5	4.5	4.5	4.0	4.0	3.8	3.4	4.0	4.0
Civil Justice	4.2	4.2	4.2	4.2	3.7	3.7	3.6	3.7	3.9	3.9
Criminal Justice	4.2	4.2	4.2	4.2	3.5	3.5	3.3	3.2	3.4	3.4
Security and Safety	8.1	7.9	8.0	7.3	7.5	7.7	7.8	7.9	8.0	8.9
Homicide	4.7	4.3	4.5	4.9	5.4	6.0	6.5	6.6	7.1	7.1
Disappearance, Conflict, Terrorism	9.5	9.5	9.5	9.5	9.5	9.5	9.3	9.5	9.5	9.5
Women's Security, Safety	10.0	10.0	10.0	7.5	7.5	7.5	7.5	7.5	7.5	10.0
Movement	10.0	10.0	10.0	6.7	8.3	8.3	8.3	8.3	8.3	10.0
Freedom of Domestic Movement	10.0	10.0	10.0	5.0	10.0	10.0	10.0	10.0	10.0	10.0
Freedom of Foreign Movement	10.0	10.0	10.0	10.0	10.0	10.0	10.0	10.0	10.0	10.0
Women's Freedom of Movement	10.0	10.0	10.0	5.0	5.0	5.0	5.0	5.0	5.0	10.0
Religious Freedom	8.5	8.6	8.6	8.4	8.4	8.4	8.9	8.5	7.9	7.9
Freedom to Establish Religious Org.	7.1	7.1	7.1	6.3	6.3	6.3	7.5	7.5	7.5	7.5
Harassment and Physical Hostilities	9.4	9.7	9.6	9.6	9.5	9.5	9.5	9.5	9.7	9.7
Legal and Regulatory Restrictions	9.0	9.1	9.1	9.5	9.5	9.4	9.6	8.3	6.6	6.6
Assoc., Assembly, and Civil Society	6.9	6.9	6.9	5.5	5.5	5.5	4.0	4.0	4.0	4.0
Freedom of Association	5.0	5.0	5.0	7.5	7.5	7.5	5.0	5.0	5.0	5.0
Assembly and Demonstration	7.5	7.5	7.5	7.5	7.5	7.5	2.5	2.5	2.5	2.5
Est. & Operate Political Parties	8.3	8.3	8.3	2.5	2.5	2.5	2.5	2.5	2.5	2.5
Est. & Operate Professional Organizations	8.3	8.3	8.3	3.8	3.8	3.8	2.5	2.5	2.5	2.5
Est. & Operate Edu., Sporting, and Cultural	5.4	5.4	5.4	6.3	6.3	6.3	7.5	7.5	7.5	7.5
Expression and Information	7.7	6.9	7.8	8.3	8.3	8.2	7.2	7.1	7.0	7.0
Press Killed	10.0	10.0	10.0	10.0	10.0	10.0	10.0	10.0	10.0	10.0
Press Jailed	10.0	10.0	10.0	10.0	10.0	10.0	10.0	10.0	10.0	10.0
Laws and Reg. That Influence Media	5.3	1.7	5.7	5.7	5.3	5.3	5.3	5.3	5.3	5.3
Political Pressure, Control Media	5.3	3.5	5.3	5.0	5.0	4.8	4.8	4.3	4.0	4.0
Access to Cable and Satellite	6.7	6.7	6.7	10.0	10.0	10.0	7.5	7.5	7.5	7.5
Freedom of Access to Frgn. Info.	6.7	6.7	6.7	7.5	7.5	7.5	5.0	5.0	5.0	5.0
State Control over Internet Access	10.0	10.0	10.0	10.0	10.0	10.0	7.5	7.5	7.5	7.5
Identity and Relationships	10.0	10.0	10.0	10.0	10.0	10.0	10.0	6.7	6.7	6.7
Legal Gender	-	-	-	-	-	-	-	0.0	0.0	0.0
Same-Sex Relationships	10.0	10.0	10.0	10.0	10.0	10.0	10.0	10.0	10.0	10.0
Divorce	10.0	10.0	10.0	10.0	10.0	10.0	10.0	10.0	10.0	10.0

NIGER

SUB-SAHARAN AFRICA

Ranking

136

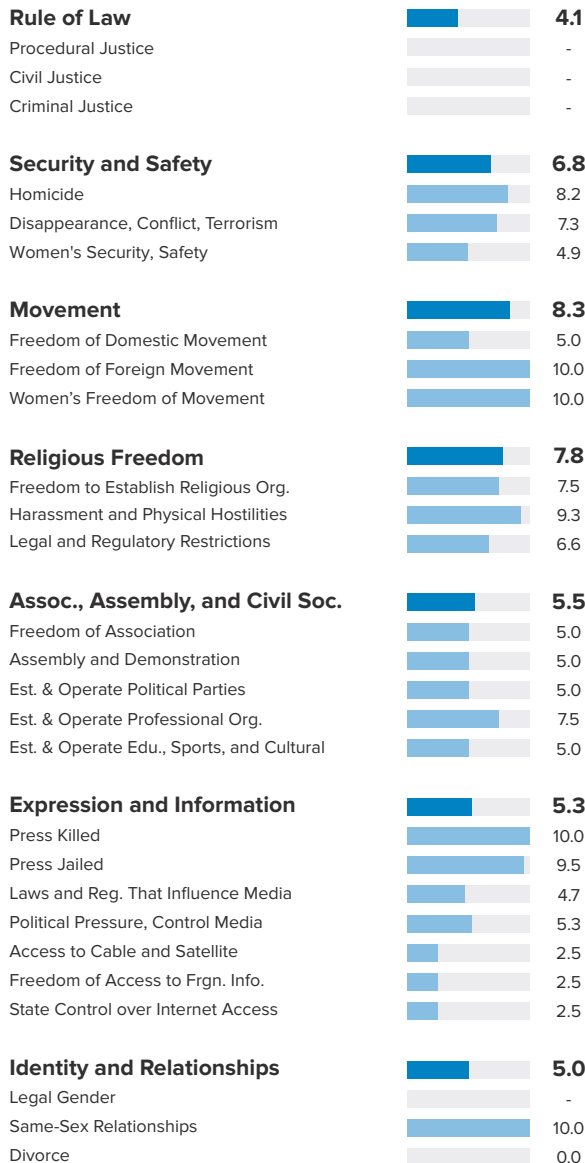
Score

5.87

Personal Freedom

125/162 Ranking

Score 5.92



Economic Freedom

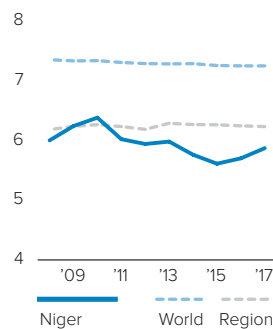
142/162 Ranking

Score 5.83

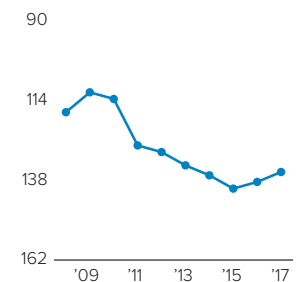


Human Freedom

Score over Time



Ranking over Time



NIGER

SUB-SAHARAN AFRICA

	2008	2009	2010	2011	2012	2013	2014	2015	2016	2017
Human Freedom Ranking	6.00 118	6.24 112	6.38 114	6.02 128	5.94 130	5.98 134	5.76 137	5.61 141	5.70 139	5.87 136
Economic Freedom	5.34	5.64	5.78	5.68	5.52	5.64	5.77	5.59	5.86	5.83
Personal Freedom	6.67	6.83	6.97	6.35	6.37	6.32	5.74	5.62	5.55	5.92
Rule of Law	4.6	4.9	4.8	5.0	4.2	4.2	4.1	4.3	4.1	4.1
Procedural Justice	-	-	-	-	-	-	-	-	-	-
Civil Justice	-	-	-	-	-	-	-	-	-	-
Criminal Justice	-	-	-	-	-	-	-	-	-	-
Security and Safety	8.0	8.1	8.1	7.3	7.4	7.3	7.2	6.3	6.6	6.8
Homicide	8.1	8.1	8.1	8.1	8.2	8.2	8.2	8.2	8.2	8.2
Disappearance, Conflict, Terrorism	8.5	8.9	9.0	9.0	9.0	8.8	8.4	5.7	6.8	7.3
Women's Security, Safety	7.4	7.4	7.4	4.9	4.9	4.9	4.9	4.9	4.9	4.9
Movement	6.7	6.7	8.3	3.3	5.0	5.0	5.0	6.7	5.0	8.3
Freedom of Domestic Movement	5.0	5.0	10.0	5.0	5.0	5.0	5.0	10.0	5.0	5.0
Freedom of Foreign Movement	5.0	5.0	5.0	5.0	10.0	10.0	10.0	10.0	10.0	10.0
Women's Freedom of Movement	10.0	10.0	10.0	0.0	0.0	0.0	0.0	0.0	0.0	10.0
Religious Freedom	8.0	8.1	8.1	7.6	7.8	7.6	8.2	7.4	7.8	7.8
Freedom to Establish Religious Org.	8.3	8.3	8.3	7.5	7.5	7.5	7.5	7.5	7.5	7.5
Harassment and Physical Hostilities	7.8	7.9	8.0	7.7	7.9	7.7	8.7	8.3	9.3	9.3
Legal and Regulatory Restrictions	7.7	8.1	7.9	7.6	7.9	7.6	8.4	6.3	6.6	6.6
Assoc., Assembly, and Civil Society	8.1	8.1	8.1	8.3	8.3	8.3	5.5	5.5	5.5	5.5
Freedom of Association	7.5	7.5	7.5	10.0	10.0	10.0	5.0	5.0	5.0	5.0
Assembly and Demonstration	7.5	7.5	7.5	10.0	10.0	10.0	5.0	5.0	5.0	5.0
Est. & Operate Political Parties	8.3	8.3	8.3	6.3	6.3	6.3	5.0	5.0	5.0	5.0
Est. & Operate Professional Organizations	7.1	7.1	7.1	7.5	7.5	7.5	7.5	7.5	7.5	7.5
Est. & Operate Edu., Sporting, and Cultural	10.0	10.0	10.0	7.5	7.5	7.5	5.0	5.0	5.0	5.0
Expression and Information	7.6	8.0	7.8	8.7	8.6	8.6	5.4	5.3	5.3	5.3
Press Killed	10.0	10.0	10.0	10.0	10.0	10.0	10.0	10.0	10.0	10.0
Press Jailed	10.0	10.0	10.0	10.0	10.0	10.0	10.0	10.0	10.0	9.5
Laws and Reg. That Influence Media	2.7	5.0	3.0	5.0	5.0	5.0	5.0	4.7	4.7	4.7
Political Pressure, Control Media	3.8	4.5	4.8	5.8	5.5	5.0	5.3	5.0	5.3	5.3
Access to Cable and Satellite	10.0	10.0	10.0	10.0	10.0	10.0	2.5	2.5	2.5	2.5
Freedom of Access to Frgn. Info.	6.7	6.7	6.7	10.0	10.0	10.0	2.5	2.5	2.5	2.5
State Control over Internet Access	10.0	10.0	10.0	10.0	10.0	10.0	2.5	2.5	2.5	2.5
Identity and Relationships	5.0	5.0	5.0	5.0	5.0	5.0	5.0	5.0	5.0	5.0
Legal Gender	-	-	-	-	-	-	-	-	-	-
Same-Sex Relationships	10.0	10.0	10.0	10.0	10.0	10.0	10.0	10.0	10.0	10.0
Divorce	0.0	0.0	0.0	0.0	0.0	0.0	0.0	0.0	0.0	0.0

NIGERIA

SUB-SAHARAN AFRICA

Ranking

112

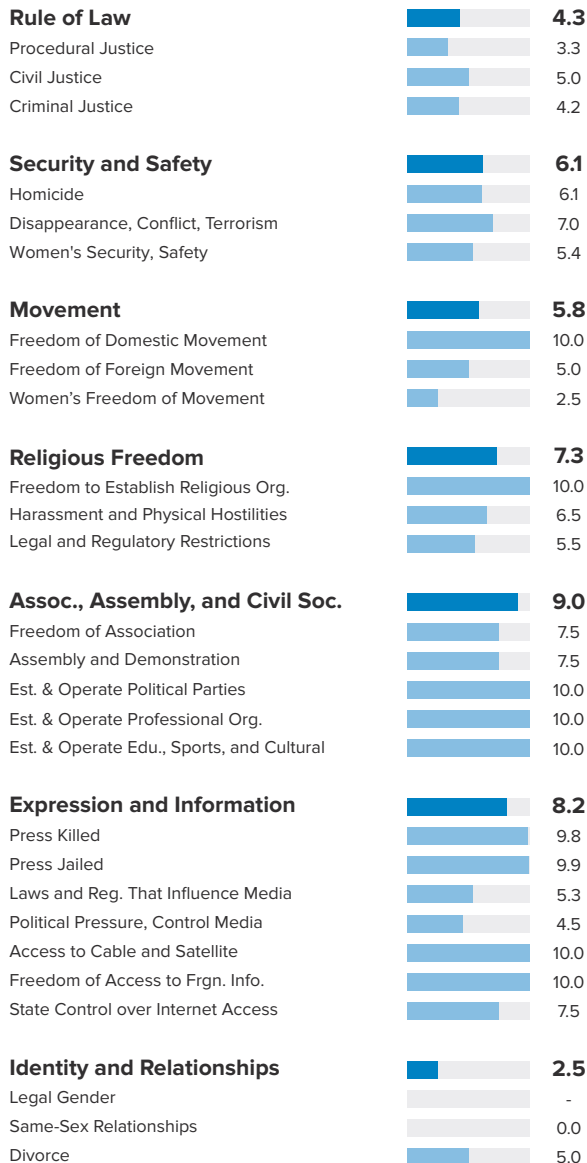
Score

6.38

Personal Freedom

128/162 Ranking

Score 5.90



Economic Freedom

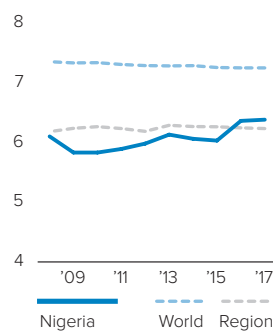
81/162 Ranking

Score 6.86

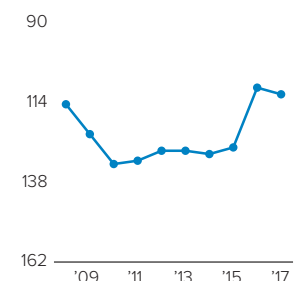


Human Freedom

Score over Time



Ranking over Time



NIGERIA

SUB-SAHARAN AFRICA

	2008	2009	2010	2011	2012	2013	2014	2015	2016	2017
Human Freedom Ranking	6.10	5.83	5.83	5.89	5.98	6.13	6.06	6.03	6.36	6.38
	115	124	133	132	129	129	130	128	110	112
Economic Freedom	6.19	6.04	6.21	6.51	6.39	6.60	6.59	6.63	6.85	6.86
Personal Freedom	6.01	5.62	5.46	5.27	5.58	5.66	5.53	5.44	5.88	5.90
Rule of Law	3.7	3.7	3.7	3.7	3.6	3.6	4.0	4.2	4.3	4.3
Procedural Justice	2.8	2.8	2.8	2.8	2.7	2.7	3.2	3.7	3.3	3.3
Civil Justice	5.3	5.3	5.3	5.3	5.0	5.0	5.0	4.8	5.0	5.0
Criminal Justice	2.8	2.8	2.8	2.8	3.1	3.1	3.6	4.2	4.2	4.2
Security and Safety	7.1	6.6	6.2	5.5	5.6	5.2	3.9	3.9	5.1	6.1
Homicide	5.7	5.7	5.7	5.7	5.7	6.1	6.1	6.1	6.1	6.1
Disappearance, Conflict, Terrorism	9.0	7.7	6.4	6.0	6.3	6.0	2.2	2.2	5.6	7.0
Women's Security, Safety	6.6	6.6	6.6	4.8	4.8	3.5	3.5	3.5	3.5	5.4
Movement	6.7	5.0	3.3	1.7	5.0	6.7	6.7	6.7	8.3	5.8
Freedom of Domestic Movement	10.0	10.0	5.0	5.0	5.0	5.0	5.0	5.0	10.0	10.0
Freedom of Foreign Movement	5.0	0.0	0.0	0.0	10.0	10.0	10.0	10.0	10.0	5.0
Women's Freedom of Movement	5.0	5.0	5.0	0.0	0.0	5.0	5.0	5.0	5.0	2.5
Religious Freedom	8.3	8.5	8.2	8.0	7.8	8.0	9.3	7.7	7.3	7.3
Freedom to Establish Religious Org.	6.7	6.7	6.7	6.3	6.3	6.3	10.0	10.0	10.0	10.0
Harassment and Physical Hostilities	8.7	9.1	8.5	8.8	8.3	8.7	8.6	6.8	6.5	6.5
Legal and Regulatory Restrictions	9.5	9.5	9.4	8.9	8.9	8.9	9.4	6.3	5.5	5.5
Assoc., Assembly, and Civil Society	7.3	7.3	7.3	9.0	9.0	9.0	9.0	9.0	9.0	9.0
Freedom of Association	7.5	7.5	7.5	10.0	10.0	10.0	7.5	7.5	7.5	7.5
Assembly and Demonstration	5.0	5.0	5.0	7.5	7.5	7.5	7.5	7.5	7.5	7.5
Est. & Operate Political Parties	7.1	7.1	7.1	8.8	8.8	8.8	10.0	10.0	10.0	10.0
Est. & Operate Professional Organizations	8.3	8.3	8.3	8.8	8.8	8.8	10.0	10.0	10.0	10.0
Est. & Operate Edu., Sporting, and Cultural	8.3	8.3	8.3	10.0	10.0	10.0	10.0	10.0	10.0	10.0
Expression and Information	8.4	7.1	8.5	8.6	8.5	8.5	8.2	8.2	8.2	8.2
Press Killed	9.6	9.8	9.4	9.8	9.6	9.8	10.0	10.0	10.0	9.8
Press Jailed	10.0	10.0	10.0	10.0	10.0	10.0	10.0	10.0	9.9	9.9
Laws and Reg. That Influence Media	5.0	0.0	5.3	5.7	5.7	5.3	5.3	5.3	5.3	5.3
Political Pressure, Control Media	4.5	0.0	4.8	4.5	4.3	4.5	4.3	4.5	4.5	4.5
Access to Cable and Satellite	10.0	10.0	10.0	10.0	10.0	10.0	10.0	10.0	10.0	10.0
Freedom of Access to Frgn. Info.	10.0	10.0	10.0	10.0	10.0	10.0	10.0	10.0	10.0	10.0
State Control over Internet Access	10.0	10.0	10.0	10.0	10.0	10.0	7.5	7.5	7.5	7.5
Identity and Relationships	2.5	2.5	2.5	2.5	2.5	2.5	2.5	2.5	2.5	2.5
Legal Gender	-	-	-	-	-	-	-	-	-	-
Same-Sex Relationships	0.0	0.0	0.0	0.0	0.0	0.0	0.0	0.0	0.0	0.0
Divorce	5.0	5.0	5.0	5.0	5.0	5.0	5.0	5.0	5.0	5.0

NORTH MACEDONIA

EASTERN EUROPE

Ranking

56

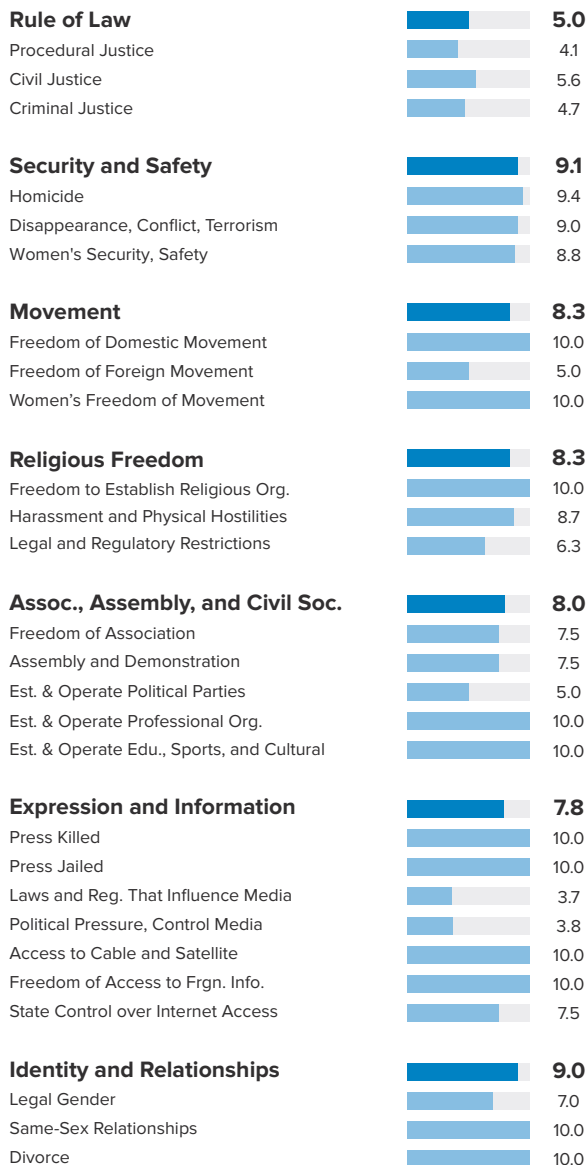
Score

7.34

Personal Freedom

54/162 Ranking

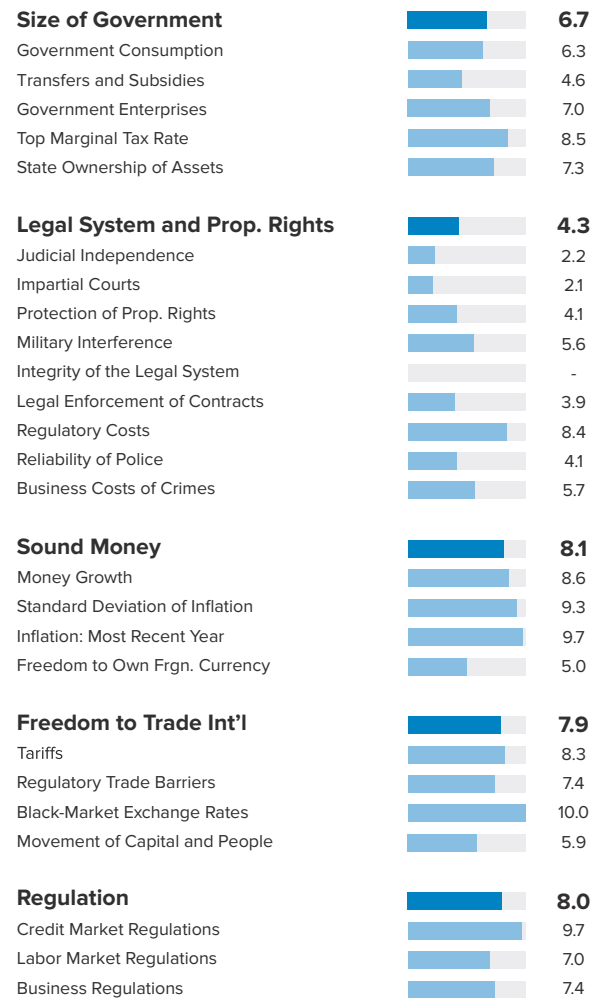
Score 7.66



Economic Freedom

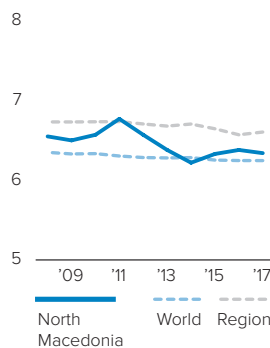
73/162 Ranking

Score 7.02

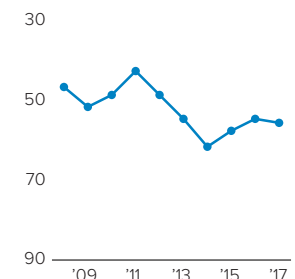


Human Freedom

Score over Time



Ranking over Time



NORTH MACEDONIA

EASTERN EUROPE

	2008	2009	2010	2011	2012	2013	2014	2015	2016	2017
Human Freedom Ranking	7.55 47	7.50 52	7.57 49	7.77 43	7.57 49	7.38 55	7.22 62	7.33 58	7.38 55	7.34 56
Economic Freedom	6.94	7.00	7.05	7.18	7.29	7.24	7.29	7.21	7.18	7.02
Personal Freedom	8.17	8.01	8.10	8.35	7.84	7.53	7.14	7.46	7.58	7.66
Rule of Law	5.6	5.6	5.6	5.6	5.5	5.5	3.3	5.1	5.0	5.0
Procedural Justice	6.0	6.0	6.0	6.0	6.1	6.1	4.8	4.6	4.1	4.1
Civil Justice	5.3	5.3	5.3	5.3	5.4	5.4	5.7	5.6	5.6	5.6
Criminal Justice	5.3	5.3	5.3	5.3	5.0	5.0	4.4	5.1	4.7	4.7
Security and Safety	8.7	8.8	8.7	9.6	9.6	8.9	8.7	8.7	8.7	9.1
Homicide	9.3	9.3	9.2	9.4	9.4	9.6	9.3	9.5	9.6	9.4
Disappearance, Conflict, Terrorism	9.2	9.5	9.5	9.5	9.3	9.5	9.4	9.0	9.0	9.0
Women's Security, Safety	7.5	7.5	7.5	10.0	10.0	7.5	7.5	7.5	7.5	8.8
Movement	10.0	10.0	10.0	10.0	6.7	6.7	6.7	6.7	8.3	8.3
Freedom of Domestic Movement	10.0	10.0	10.0	10.0	10.0	10.0	10.0	10.0	10.0	10.0
Freedom of Foreign Movement	10.0	10.0	10.0	10.0	0.0	0.0	0.0	0.0	5.0	5.0
Women's Freedom of Movement	10.0	10.0	10.0	10.0	10.0	10.0	10.0	10.0	10.0	10.0
Religious Freedom	9.0	8.6	8.4	9.0	8.7	8.8	9.2	8.6	8.3	8.3
Freedom to Establish Religious Org.	-	-	-	-	-	-	10.0	10.0	10.0	10.0
Harassment and Physical Hostilities	9.0	8.9	8.7	8.9	8.9	8.9	9.0	8.5	8.7	8.7
Legal and Regulatory Restrictions	8.9	8.2	8.0	9.0	8.5	8.6	8.6	7.2	6.3	6.3
Assoc., Assembly, and Civil Society	-	-	-	-	-	-	8.0	8.0	8.0	8.0
Freedom of Association	-	-	-	-	-	-	7.5	7.5	7.5	7.5
Assembly and Demonstration	-	-	-	-	-	-	7.5	7.5	7.5	7.5
Est. & Operate Political Parties	-	-	-	-	-	-	5.0	5.0	5.0	5.0
Est. & Operate Professional Organizations	-	-	-	-	-	-	10.0	10.0	10.0	10.0
Est. & Operate Edu., Sporting, and Cultural	-	-	-	-	-	-	10.0	10.0	10.0	10.0
Expression and Information	7.8	6.8	7.8	7.4	7.2	6.1	7.3	7.9	7.8	7.8
Press Killed	10.0	10.0	10.0	10.0	10.0	10.0	10.0	10.0	10.0	10.0
Press Jailed	10.0	10.0	10.0	10.0	10.0	5.2	5.2	10.0	10.0	10.0
Laws and Reg. That Influence Media	6.0	4.3	6.0	4.7	4.3	4.3	4.0	3.7	3.7	3.7
Political Pressure, Control Media	5.3	2.8	5.0	4.8	4.5	4.8	4.8	4.0	3.8	3.8
Access to Cable and Satellite	-	-	-	-	-	-	10.0	10.0	10.0	10.0
Freedom of Access to Frgn. Info.	-	-	-	-	-	-	10.0	10.0	10.0	10.0
State Control over Internet Access	-	-	-	-	-	-	7.5	7.5	7.5	7.5
Identity and Relationships	10.0	10.0	10.0	10.0	10.0	10.0	10.0	9.0	9.0	9.0
Legal Gender	-	-	-	-	-	-	-	7.0	7.0	7.0
Same-Sex Relationships	10.0	10.0	10.0	10.0	10.0	10.0	10.0	10.0	10.0	10.0
Divorce	10.0	10.0	10.0	10.0	10.0	10.0	10.0	10.0	10.0	10.0

NORWAY

WESTERN EUROPE

Ranking

17

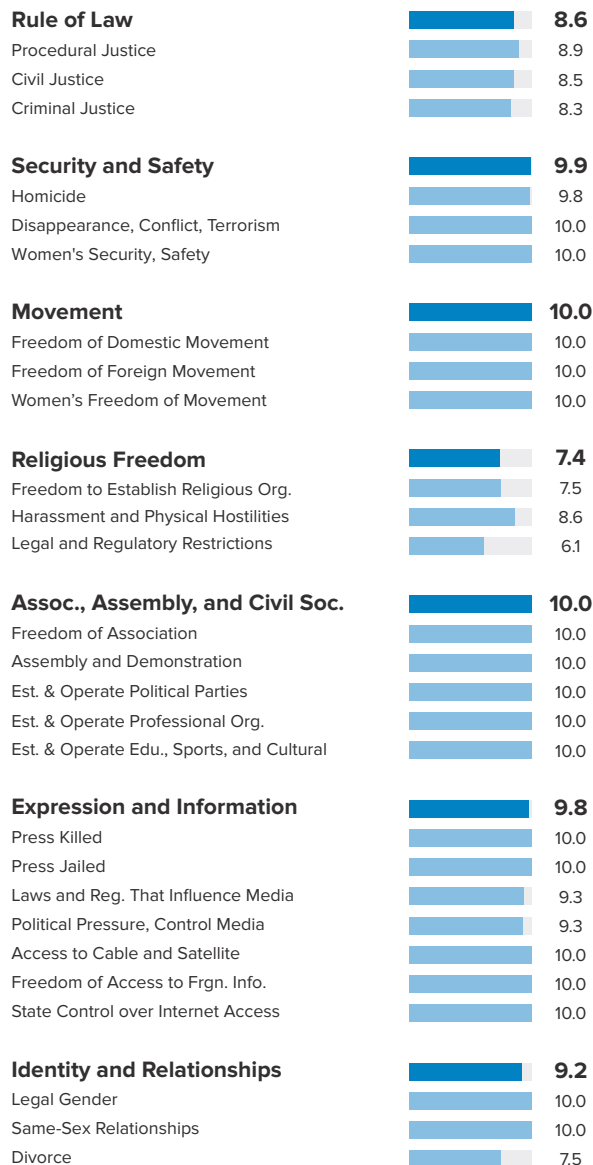
Score

8.44

Personal Freedom

6/162 Ranking

Score 9.26



Economic Freedom

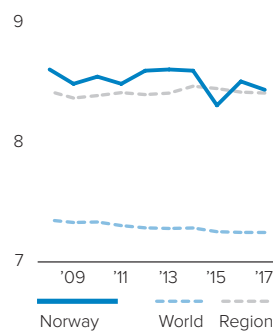
32/162 Ranking

Score 7.62

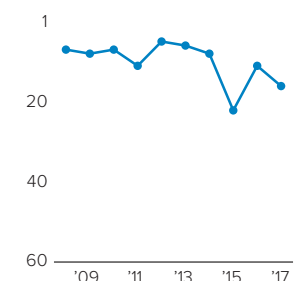


Human Freedom

Score over Time



Ranking over Time



NORWAY

WESTERN EUROPE

	2008	2009	2010	2011	2012	2013	2014	2015	2016	2017
Human Freedom Ranking	8.61 8	8.49 9	8.55 8	8.49 12	8.60 6	8.61 7	8.60 9	8.31 23	8.51 12	8.44 17
Economic Freedom	7.68	7.57	7.54	7.62	7.64	7.66	7.68	7.24	7.67	7.62
Personal Freedom	9.55	9.41	9.55	9.36	9.56	9.56	9.53	9.39	9.34	9.26
Rule of Law	8.7	8.7	8.7	8.7	8.7	8.7	8.6	8.6	8.6	8.6
Procedural Justice	9.4	9.4	9.4	9.4	9.2	9.2	9.2	9.0	8.9	8.9
Civil Justice	8.2	8.2	8.2	8.2	8.6	8.6	8.6	8.5	8.5	8.5
Criminal Justice	8.5	8.5	8.5	8.5	8.3	8.3	8.2	8.3	8.3	8.3
Security and Safety	9.8	9.8	9.8	9.1	9.8	9.9	9.9	9.9	9.9	9.9
Homicide	9.7	9.8	9.8	9.1	9.8	9.6	9.8	9.8	9.8	9.8
Disappearance, Conflict, Terrorism	10.0	10.0	10.0	8.4	10.0	10.0	10.0	10.0	10.0	10.0
Women's Security, Safety	9.8	9.8	9.8	9.8	9.8	10.0	10.0	10.0	10.0	10.0
Movement	10.0	10.0	10.0	10.0	10.0	10.0	10.0	10.0	10.0	10.0
Freedom of Domestic Movement	10.0	10.0	10.0	10.0	10.0	10.0	10.0	10.0	10.0	10.0
Freedom of Foreign Movement	10.0	10.0	10.0	10.0	10.0	10.0	10.0	10.0	10.0	10.0
Women's Freedom of Movement	10.0	10.0	10.0	10.0	10.0	10.0	10.0	10.0	10.0	10.0
Religious Freedom	9.4	9.9	9.5	9.4	9.5	9.4	9.1	7.7	7.4	7.4
Freedom to Establish Religious Org.	10.0	10.0	10.0	8.8	8.8	8.8	7.5	7.5	7.5	7.5
Harassment and Physical Hostilities	9.4	9.8	9.4	9.6	9.7	9.9	9.8	8.8	8.6	8.6
Legal and Regulatory Restrictions	8.9	10.0	9.1	9.8	10.0	9.5	10.0	6.8	6.1	6.1
Assoc., Assembly, and Civil Society	10.0	10.0	10.0	10.0	10.0	10.0	10.0	10.0	10.0	10.0
Freedom of Association	10.0	10.0	10.0	10.0	10.0	10.0	10.0	10.0	10.0	10.0
Assembly and Demonstration	10.0	10.0	10.0	10.0	10.0	10.0	10.0	10.0	10.0	10.0
Est. & Operate Political Parties	10.0	10.0	10.0	10.0	10.0	10.0	10.0	10.0	10.0	10.0
Est. & Operate Professional Organizations	10.0	10.0	10.0	10.0	10.0	10.0	10.0	10.0	10.0	10.0
Est. & Operate Edu., Sporting, and Cultural	10.0	10.0	10.0	10.0	10.0	10.0	10.0	10.0	10.0	10.0
Expression and Information	9.8	7.8	9.7	9.8	9.8	9.8	9.8	9.8	9.8	9.8
Press Killed	10.0	10.0	10.0	10.0	10.0	10.0	10.0	10.0	10.0	10.0
Press Jailed	10.0	10.0	10.0	10.0	10.0	10.0	10.0	10.0	10.0	10.0
Laws and Reg. That Influence Media	9.0	1.7	9.0	9.0	9.0	9.0	9.0	9.3	9.3	9.3
Political Pressure, Control Media	9.3	3.3	9.0	9.3	9.3	9.3	9.3	9.3	9.3	9.3
Access to Cable and Satellite	10.0	10.0	10.0	10.0	10.0	10.0	10.0	10.0	10.0	10.0
Freedom of Access to Frgn. Info.	10.0	10.0	10.0	10.0	10.0	10.0	10.0	10.0	10.0	10.0
State Control over Internet Access	10.0	10.0	10.0	10.0	10.0	10.0	10.0	10.0	10.0	10.0
Identity and Relationships	10.0	10.0	10.0	10.0	10.0	10.0	10.0	10.0	10.0	9.2
Legal Gender	-	-	-	-	-	-	-	10.0	10.0	10.0
Same-Sex Relationships	10.0	10.0	10.0	10.0	10.0	10.0	10.0	10.0	10.0	10.0
Divorce	10.0	10.0	10.0	10.0	10.0	10.0	10.0	10.0	10.0	7.5

OMAN

MIDDLE EAST & NORTH AFRICA

Ranking

134

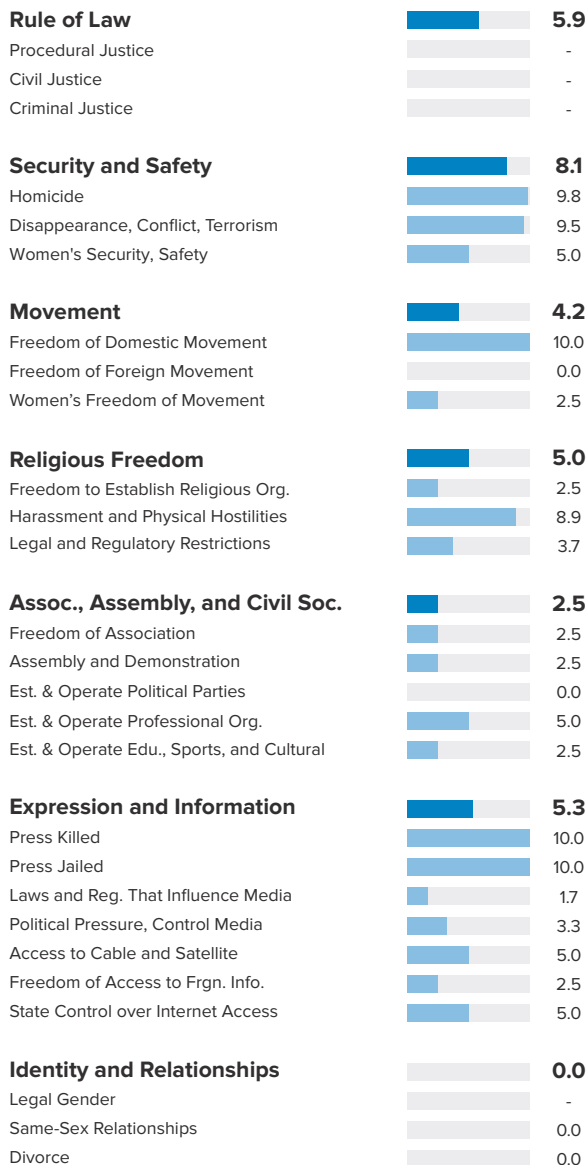
Score

5.98

Personal Freedom

147/162 Ranking

Score 5.20



Economic Freedom

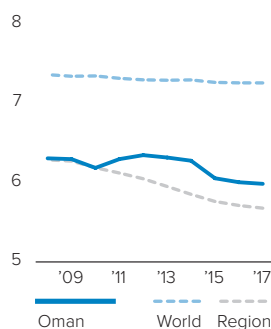
89/162 Ranking

Score 6.76



Human Freedom

Score over Time



Ranking over Time



OMAN

MIDDLE EAST & NORTH AFRICA

	2008	2009	2010	2011	2012	2013	2014	2015	2016	2017
Human Freedom Ranking	6.30	6.29	6.18	6.29	6.34	6.31	6.27	6.05	6.00	5.98
	108	109	123	114	112	121	116	127	132	134
Economic Freedom	7.06	6.98	6.91	6.87	6.99	6.94	7.01	6.60	6.73	6.76
Personal Freedom	5.55	5.60	5.44	5.71	5.70	5.67	5.53	5.50	5.27	5.20
Rule of Law	6.3	6.3	6.2	6.1	6.0	5.9	5.9	5.8	5.8	5.9
Procedural Justice	0.0	0.0	0.0	0.0	-	-	-	-	-	-
Civil Justice	0.0	0.0	0.0	0.0	-	-	-	-	-	-
Criminal Justice	0.0	0.0	0.0	0.0	-	-	-	-	-	-
Security and Safety	8.8	8.8	8.6	7.5	7.5	7.5	7.8	8.1	8.1	8.1
Homicide	9.3	9.5	9.4	9.6	9.5	9.0	9.9	9.8	9.8	9.8
Disappearance, Conflict, Terrorism	10.0	10.0	9.5	8.5	8.5	8.5	8.5	9.5	9.5	9.5
Women's Security, Safety	7.0	7.0	7.0	4.5	4.5	5.0	5.0	5.0	5.0	5.0
Movement	5.0	5.0	5.0	6.7	6.7	6.7	6.7	6.7	5.0	4.2
Freedom of Domestic Movement	0.0	0.0	0.0	10.0	10.0	10.0	10.0	10.0	10.0	10.0
Freedom of Foreign Movement	10.0	10.0	10.0	10.0	10.0	10.0	10.0	10.0	5.0	0.0
Women's Freedom of Movement	5.0	5.0	5.0	0.0	0.0	0.0	0.0	0.0	0.0	2.5
Religious Freedom	6.7	6.9	6.2	7.0	7.2	7.3	6.6	5.6	5.0	5.0
Freedom to Establish Religious Org.	1.7	1.7	1.7	3.8	3.8	3.8	2.5	2.5	2.5	2.5
Harassment and Physical Hostilities	9.8	9.9	9.3	9.5	9.9	10.0	9.9	9.4	8.9	8.9
Legal and Regulatory Restrictions	8.7	9.1	7.6	7.8	8.1	8.0	7.5	4.8	3.7	3.7
Assoc., Assembly, and Civil Society	1.6	1.6	1.6	3.3	3.3	3.3	2.5	2.5	2.5	2.5
Freedom of Association	2.5	2.5	2.5	2.5	2.5	2.5	2.5	2.5	2.5	2.5
Assembly and Demonstration	0.0	0.0	0.0	2.5	2.5	2.5	2.5	2.5	2.5	2.5
Est. & Operate Political Parties	0.0	0.0	0.0	2.5	2.5	2.5	0.0	0.0	0.0	0.0
Est. & Operate Professional Organizations	1.3	1.3	1.3	3.8	3.8	3.8	5.0	5.0	5.0	5.0
Est. & Operate Edu., Sporting, and Cultural	4.2	4.2	4.2	5.0	5.0	5.0	2.5	2.5	2.5	2.5
Expression and Information	4.5	4.8	4.5	6.1	6.1	6.1	5.3	5.3	5.3	5.3
Press Killed	10.0	10.0	10.0	10.0	10.0	10.0	10.0	10.0	10.0	10.0
Press Jailed	10.0	10.0	10.0	10.0	10.0	10.0	10.0	10.0	10.0	10.0
Laws and Reg. That Influence Media	1.7	3.7	1.7	1.7	1.7	1.7	1.7	1.7	1.7	1.7
Political Pressure, Control Media	3.3	3.5	3.3	3.3	3.3	3.3	3.3	3.3	3.3	3.3
Access to Cable and Satellite	3.3	3.3	3.3	7.5	7.5	7.5	5.0	5.0	5.0	5.0
Freedom of Access to Frgn. Info.	3.3	3.3	3.3	5.0	5.0	5.0	2.5	2.5	2.5	2.5
State Control over Internet Access	0.0	0.0	0.0	5.0	5.0	5.0	5.0	5.0	5.0	5.0
Identity and Relationships	0.0	0.0	0.0	0.0	0.0	0.0	0.0	0.0	0.0	0.0
Legal Gender	-	-	-	-	-	-	-	-	-	-
Same-Sex Relationships	0.0	0.0	0.0	0.0	0.0	0.0	0.0	0.0	0.0	0.0
Divorce	0.0	0.0	0.0	0.0	0.0	0.0	0.0	0.0	0.0	0.0

PAKISTAN

SOUTH ASIA

Ranking

140

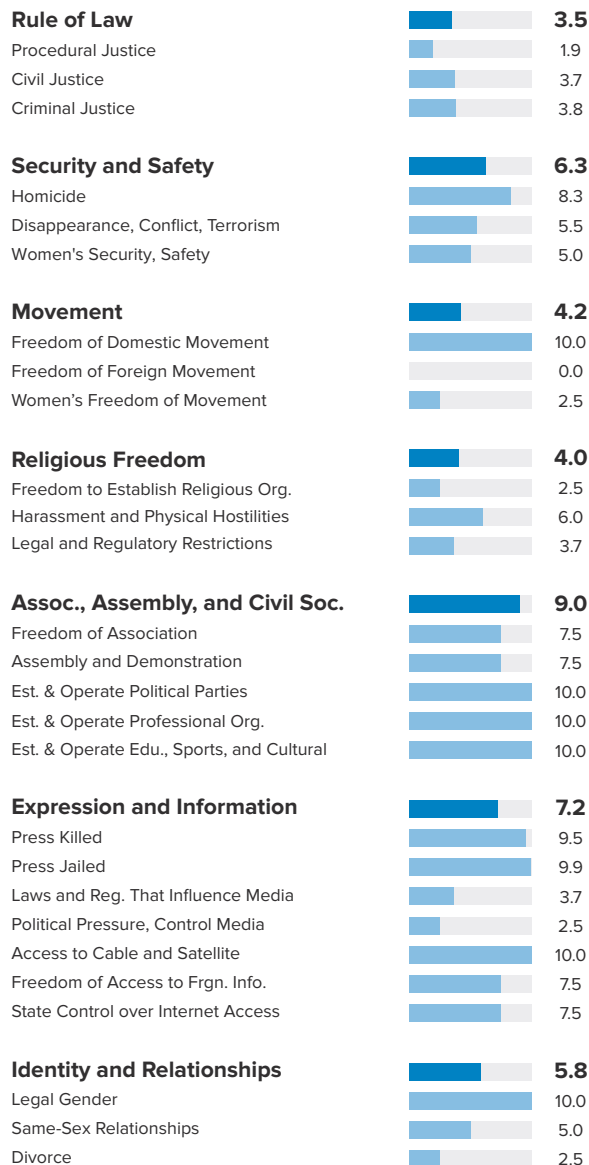
Score

5.69

Personal Freedom

140/162 Ranking

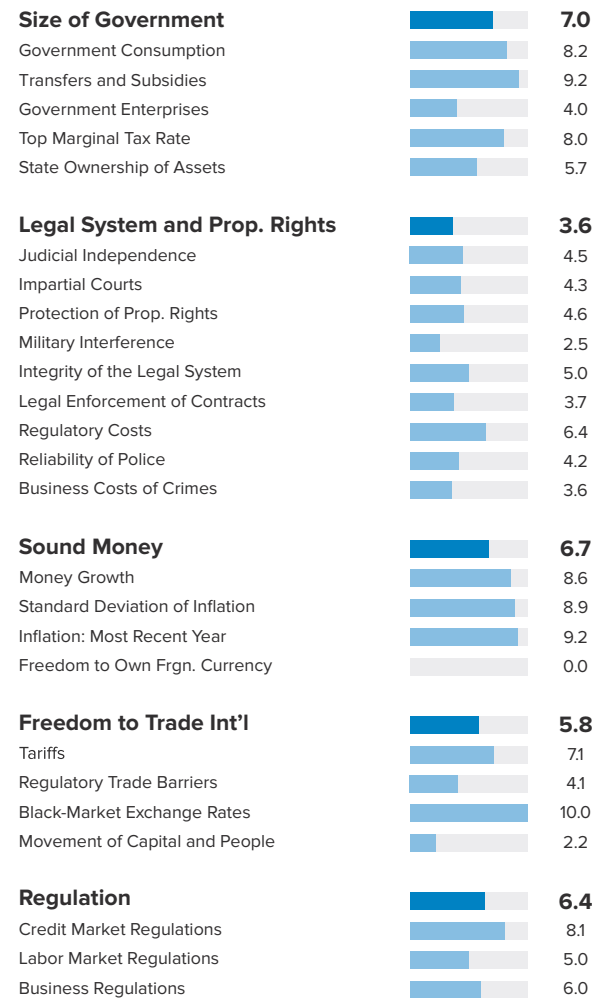
Score 5.47



Economic Freedom

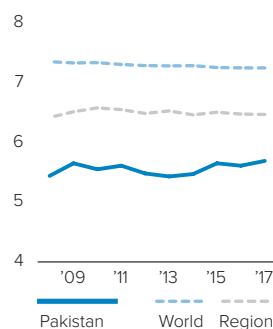
136/162 Ranking

Score 5.91

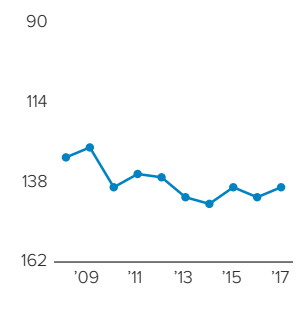


Human Freedom

Score over Time



Ranking over Time



PAKISTAN

SOUTH ASIA

	2008	2009	2010	2011	2012	2013	2014	2015	2016	2017
Human Freedom Ranking	5.44	5.65	5.55	5.61	5.48	5.43	5.47	5.65	5.61	5.69
	131	128	140	136	137	143	145	140	143	140
Economic Freedom	5.85	6.06	6.07	6.13	6.05	6.00	5.77	5.85	5.93	5.91
Personal Freedom	5.02	5.25	5.03	5.09	4.92	4.86	5.17	5.44	5.30	5.47
Rule of Law	3.5	3.5	3.5	3.5	3.2	3.2	3.2	3.5	3.5	3.5
Procedural Justice	2.6	2.6	2.6	2.6	2.4	2.4	2.6	3.0	1.9	1.9
Civil Justice	3.9	3.9	3.9	3.9	3.6	3.6	4.0	3.7	3.7	3.7
Criminal Justice	3.9	3.9	3.9	3.9	3.7	3.7	3.1	3.8	3.8	3.8
Security and Safety	6.2	5.8	5.8	6.4	5.9	5.2	5.3	5.9	6.2	6.3
Homicide	7.1	7.0	6.9	6.8	6.9	6.9	7.1	8.0	8.2	8.3
Disappearance, Conflict, Terrorism	4.3	3.1	3.2	4.7	3.5	3.5	3.8	4.8	5.5	5.5
Women's Security, Safety	7.3	7.3	7.3	7.5	7.5	5.0	5.0	5.0	5.0	5.0
Movement	3.3	5.0	5.0	3.3	3.3	5.0	5.0	5.0	3.3	4.2
Freedom of Domestic Movement	5.0	5.0	5.0	5.0	5.0	5.0	5.0	5.0	5.0	10.0
Freedom of Foreign Movement	0.0	5.0	5.0	5.0	5.0	5.0	5.0	5.0	0.0	0.0
Women's Freedom of Movement	5.0	5.0	5.0	0.0	0.0	5.0	5.0	5.0	5.0	2.5
Religious Freedom	7.5	7.5	7.0	7.6	7.5	7.3	6.7	4.5	4.0	4.0
Freedom to Establish Religious Org.	4.2	4.2	4.2	5.0	5.0	5.0	2.5	2.5	2.5	2.5
Harassment and Physical Hostilities	9.3	9.2	9.4	9.4	8.9	8.4	9.2	5.7	6.0	6.0
Legal and Regulatory Restrictions	8.9	9.1	7.4	8.4	8.7	8.5	8.2	5.3	3.7	3.7
Assoc., Assembly, and Civil Society	7.3	7.3	7.3	8.3	8.3	8.3	9.0	9.0	9.0	9.0
Freedom of Association	5.0	5.0	5.0	7.5	7.5	7.5	7.5	7.5	7.5	7.5
Assembly and Demonstration	7.5	7.5	7.5	7.5	7.5	7.5	7.5	7.5	7.5	7.5
Est. & Operate Political Parties	7.1	7.1	7.1	8.8	8.8	8.8	10.0	10.0	10.0	10.0
Est. & Operate Professional Organizations	8.3	8.3	8.3	8.8	8.8	8.8	10.0	10.0	10.0	10.0
Est. & Operate Edu., Sporting, and Cultural	8.3	8.3	8.3	8.8	8.8	8.8	10.0	10.0	10.0	10.0
Expression and Information	8.0	9.5	7.9	7.1	7.1	7.1	7.1	7.3	7.2	7.2
Press Killed	8.8	8.4	7.9	7.9	8.3	8.5	8.7	9.6	9.5	9.5
Press Jailed	10.0	10.0	10.0	10.0	10.0	9.9	10.0	10.0	10.0	9.9
Laws and Reg. That Influence Media	3.7	9.7	4.0	4.0	3.7	3.7	3.7	3.7	3.7	3.7
Political Pressure, Control Media	3.3	8.8	3.3	2.8	2.8	2.8	2.5	2.8	2.5	2.5
Access to Cable and Satellite	10.0	10.0	10.0	10.0	10.0	10.0	10.0	10.0	10.0	10.0
Freedom of Access to Frgn. Info.	10.0	10.0	10.0	7.5	7.5	7.5	7.5	7.5	7.5	7.5
State Control over Internet Access	10.0	10.0	10.0	7.5	7.5	7.5	7.5	7.5	7.5	7.5
Identity and Relationships	0.0	0.0	0.0	0.0	0.0	0.0	2.5	5.0	5.0	5.8
Legal Gender	-	-	-	-	-	-	-	10.0	10.0	10.0
Same-Sex Relationships	0.0	0.0	0.0	0.0	0.0	0.0	5.0	5.0	5.0	5.0
Divorce	0.0	0.0	0.0	0.0	0.0	0.0	0.0	0.0	0.0	2.5

PANAMA

LATIN AMERICA & THE CARIBBEAN

Ranking

44

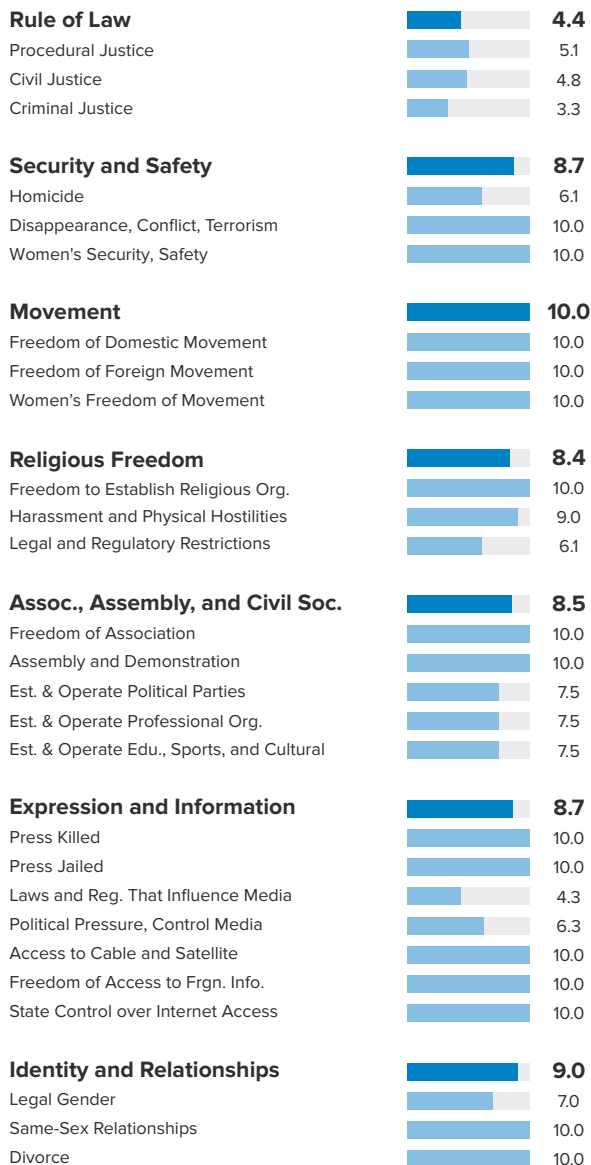
Score

7.69

Personal Freedom

51/162 Ranking

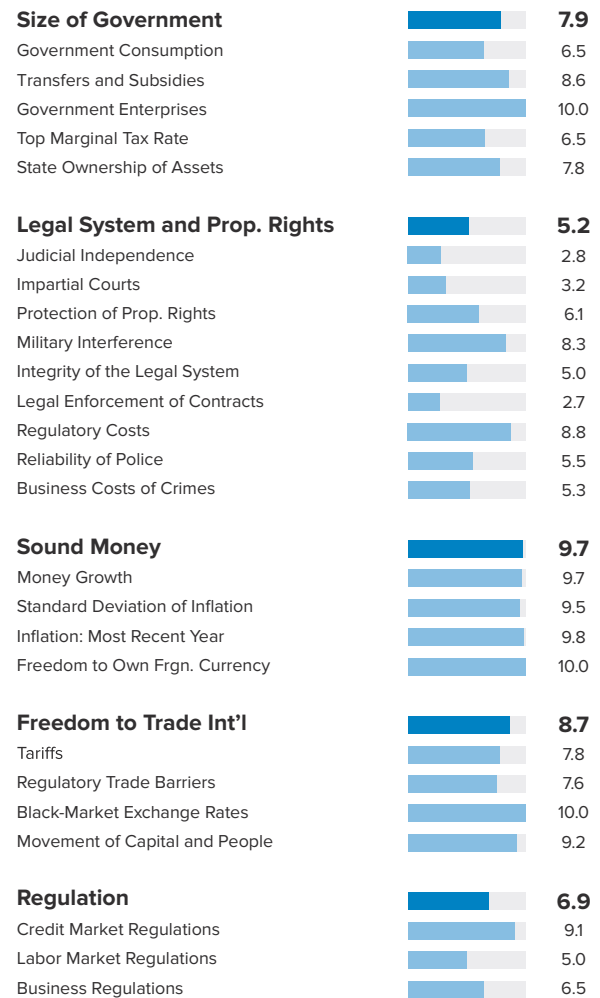
Score 7.72



Economic Freedom

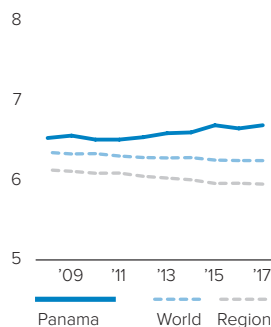
31/162 Ranking

Score 7.66

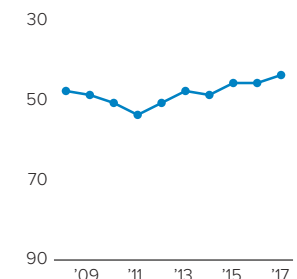


Human Freedom

Score over Time



Ranking over Time



PANAMA

LATIN AMERICA & THE CARIBBEAN

	2008	2009	2010	2011	2012	2013	2014	2015	2016	2017
Human Freedom Ranking	7.53 48	7.56 49	7.51 51	7.51 54	7.54 51	7.59 48	7.60 49	7.69 46	7.65 46	7.69 44
Economic Freedom	7.34	7.36	7.35	7.27	7.36	7.46	7.55	7.72	7.61	7.66
Personal Freedom	7.73	7.77	7.66	7.74	7.73	7.72	7.66	7.66	7.68	7.72
Rule of Law	4.9	4.9	4.9	4.9	4.6	4.6	4.6	4.4	4.4	4.4
Procedural Justice	5.8	5.8	5.8	5.8	5.6	5.6	5.7	5.5	5.1	5.1
Civil Justice	5.1	5.1	5.1	5.1	4.5	4.5	5.0	4.8	4.8	4.8
Criminal Justice	3.8	3.8	3.8	3.8	3.8	3.8	3.2	2.9	3.3	3.3
Security and Safety	8.0	7.7	7.8	8.0	7.7	7.7	7.9	8.4	8.7	8.7
Homicide	4.4	3.7	4.9	4.1	3.2	3.1	3.8	5.2	6.0	6.1
Disappearance, Conflict, Terrorism	10.0	10.0	9.0	10.0	10.0	10.0	10.0	10.0	10.0	10.0
Women's Security, Safety	9.5	9.5	9.5	10.0	10.0	10.0	10.0	10.0	10.0	10.0
Movement	10.0	10.0	10.0	10.0	10.0	10.0	10.0	10.0	10.0	10.0
Freedom of Domestic Movement	10.0	10.0	10.0	10.0	10.0	10.0	10.0	10.0	10.0	10.0
Freedom of Foreign Movement	10.0	10.0	10.0	10.0	10.0	10.0	10.0	10.0	10.0	10.0
Women's Freedom of Movement	10.0	10.0	10.0	10.0	10.0	10.0	10.0	10.0	10.0	10.0
Religious Freedom	7.6	7.6	7.3	7.9	7.9	7.9	8.1	8.5	8.4	8.4
Freedom to Establish Religious Org.	8.3	8.3	8.3	10.0	10.0	10.0	10.0	10.0	10.0	10.0
Harassment and Physical Hostilities	9.9	9.8	9.0	9.1	9.2	9.2	9.6	9.3	9.0	9.0
Legal and Regulatory Restrictions	4.5	4.7	4.5	4.5	4.4	4.5	4.8	6.2	6.1	6.1
Assoc., Assembly, and Civil Society	9.0	9.0	9.0	10.0	10.0	10.0	8.5	8.5	8.5	8.5
Freedom of Association	10.0	10.0	10.0	10.0	10.0	10.0	10.0	10.0	10.0	10.0
Assembly and Demonstration	10.0	10.0	10.0	10.0	10.0	10.0	10.0	10.0	10.0	10.0
Est. & Operate Political Parties	6.7	6.7	6.7	10.0	10.0	10.0	7.5	7.5	7.5	7.5
Est. & Operate Professional Organizations	10.0	10.0	10.0	10.0	10.0	10.0	7.5	7.5	7.5	7.5
Est. & Operate Edu., Sporting, and Cultural	8.3	8.3	8.3	10.0	10.0	10.0	7.5	7.5	7.5	7.5
Expression and Information	8.5	9.5	8.5	7.2	8.5	8.5	8.5	8.5	8.3	8.7
Press Killed	10.0	10.0	10.0	1.0	10.0	10.0	10.0	10.0	10.0	10.0
Press Jailed	10.0	10.0	10.0	10.0	10.0	10.0	10.0	10.0	7.5	10.0
Laws and Reg. That Influence Media	4.0	8.7	4.0	4.3	4.3	4.3	4.3	4.3	4.3	4.3
Political Pressure, Control Media	5.8	7.5	5.8	5.3	5.3	5.0	5.3	5.5	6.3	6.3
Access to Cable and Satellite	10.0	10.0	10.0	10.0	10.0	10.0	10.0	10.0	10.0	10.0
Freedom of Access to Frgn. Info.	10.0	10.0	10.0	10.0	10.0	10.0	10.0	10.0	10.0	10.0
State Control over Internet Access	10.0	10.0	10.0	10.0	10.0	10.0	10.0	10.0	10.0	10.0
Identity and Relationships	10.0	10.0	10.0	10.0	10.0	10.0	10.0	9.0	9.0	9.0
Legal Gender	-	-	-	-	-	-	-	7.0	7.0	7.0
Same-Sex Relationships	10.0	10.0	10.0	10.0	10.0	10.0	10.0	10.0	10.0	10.0
Divorce	10.0	10.0	10.0	10.0	10.0	10.0	10.0	10.0	10.0	10.0

PAPUA NEW GUINEA

OCEANIA

Ranking

99

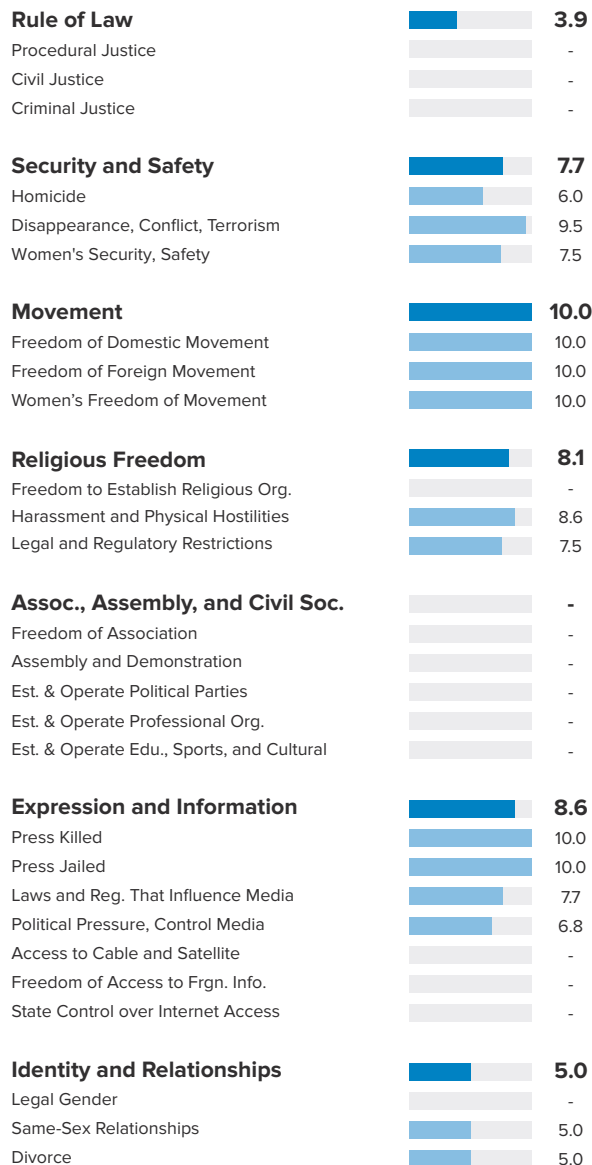
Score

6.60

Personal Freedom

85/162 Ranking

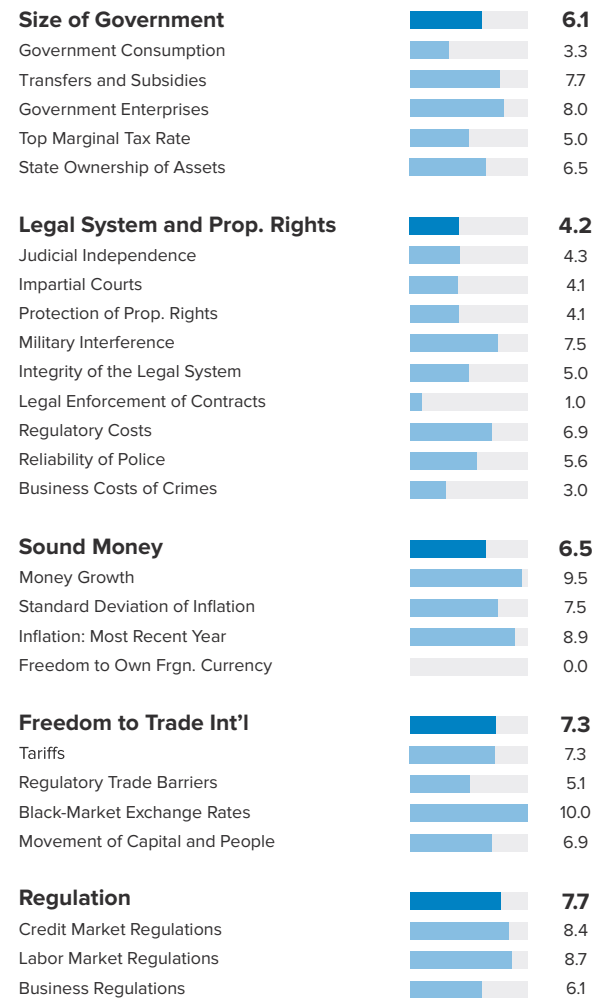
Score 6.84



Economic Freedom

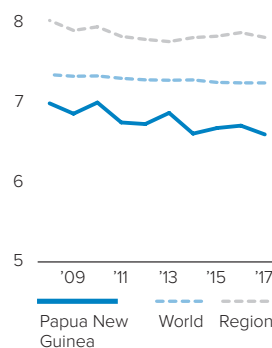
115/162 Ranking

Score 6.36

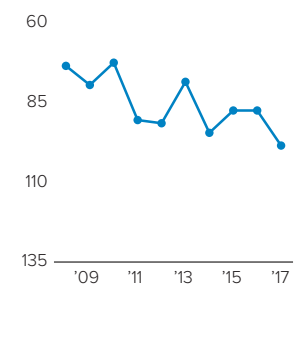


Human Freedom

Score over Time



Ranking over Time



PAPUA NEW GUINEA

OCEANIA

	2008	2009	2010	2011	2012	2013	2014	2015	2016	2017
Human Freedom Ranking	6.99	6.86	7.00	6.75	6.73	6.87	6.61	6.68	6.71	6.60
	74	80	73	91	92	79	95	88	88	99
Economic Freedom	6.74	6.80	6.84	6.79	6.87	6.97	6.33	6.24	6.25	6.36
Personal Freedom	7.24	6.93	7.16	6.71	6.59	6.78	6.89	7.13	7.17	6.84
Rule of Law	4.3	4.3	4.3	4.4	4.0	3.8	3.9	3.8	3.9	3.9
Procedural Justice	-	-	-	-	-	-	-	-	-	-
Civil Justice	-	-	-	-	-	-	-	-	-	-
Criminal Justice	-	-	-	-	-	-	-	-	-	-
Security and Safety	8.8	8.5	8.5	7.7	7.7	7.7	7.7	7.7	7.7	7.7
Homicide	6.4	6.0	6.0	6.0	6.0	6.0	6.0	6.0	6.0	6.0
Disappearance, Conflict, Terrorism	10.0	9.5	9.5	9.5	9.5	9.5	9.5	9.5	9.5	9.5
Women's Security, Safety	10.0	10.0	10.0	7.5	7.5	7.5	7.5	7.5	7.5	7.5
Movement	10.0	10.0	10.0	8.3	8.3	10.0	10.0	10.0	10.0	10.0
Freedom of Domestic Movement	10.0	10.0	10.0	10.0	10.0	10.0	10.0	10.0	10.0	10.0
Freedom of Foreign Movement	10.0	10.0	10.0	10.0	10.0	10.0	10.0	10.0	10.0	10.0
Women's Freedom of Movement	10.0	10.0	10.0	5.0	5.0	10.0	10.0	10.0	10.0	10.0
Religious Freedom	5.3	5.3	5.3	4.9	4.9	5.2	5.9	8.0	8.1	8.1
Freedom to Establish Religious Org.	-	-	-	-	-	-	-	-	-	-
Harassment and Physical Hostilities	6.7	6.1	6.0	5.4	5.4	5.6	6.2	8.6	8.6	8.6
Legal and Regulatory Restrictions	3.9	4.5	4.7	4.4	4.4	4.8	5.6	7.3	7.5	7.5
Assoc., Assembly, and Civil Society	-	-	-	-	-	-	-	-	-	-
Freedom of Association	-	-	-	-	-	-	-	-	-	-
Assembly and Demonstration	-	-	-	-	-	-	-	-	-	-
Est. & Operate Political Parties	-	-	-	-	-	-	-	-	-	-
Est. & Operate Professional Organizations	-	-	-	-	-	-	-	-	-	-
Est. & Operate Edu., Sporting, and Cultural	-	-	-	-	-	-	-	-	-	-
Expression and Information	8.9	7.1	9.0	8.8	8.8	8.7	8.6	8.6	8.6	8.6
Press Killed	10.0	10.0	10.0	10.0	10.0	10.0	10.0	10.0	10.0	10.0
Press Jailed	10.0	10.0	10.0	10.0	10.0	10.0	10.0	10.0	10.0	10.0
Laws and Reg. That Influence Media	8.7	4.0	8.7	8.0	8.0	8.0	8.0	7.7	7.7	7.7
Political Pressure, Control Media	7.0	4.3	7.3	7.3	7.0	6.8	6.5	6.8	6.8	6.8
Access to Cable and Satellite	-	-	-	-	-	-	-	-	-	-
Freedom of Access to Frgn. Info.	-	-	-	-	-	-	-	-	-	-
State Control over Internet Access	-	-	-	-	-	-	-	-	-	-
Identity and Relationships	7.5	7.5	7.5	7.5	7.5	7.5	7.5	7.5	7.5	5.0
Legal Gender	-	-	-	-	-	-	-	-	-	-
Same-Sex Relationships	5.0	5.0	5.0	5.0	5.0	5.0	5.0	5.0	5.0	5.0
Divorce	10.0	10.0	10.0	10.0	10.0	10.0	10.0	10.0	10.0	5.0

PARAGUAY

LATIN AMERICA & THE CARIBBEAN

Ranking

73

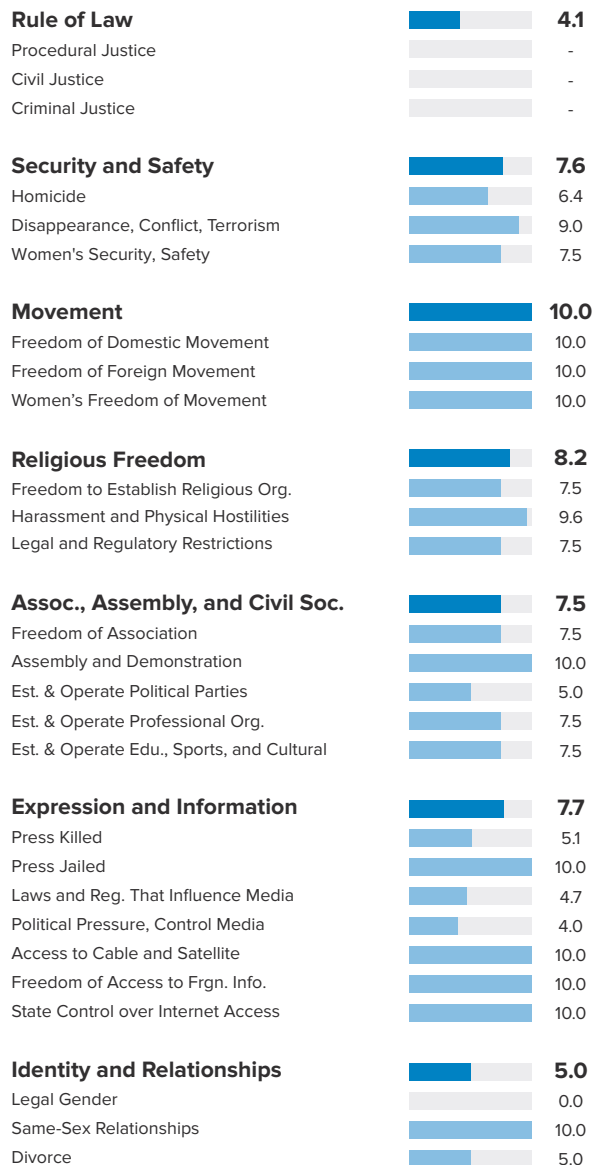
Score

6.90

Personal Freedom

87/162 Ranking

Score 6.78



Economic Freedom

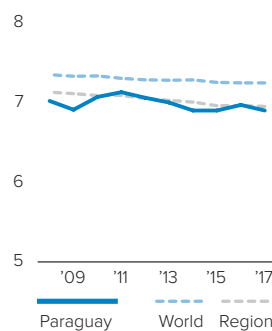
72/162 Ranking

Score 7.03

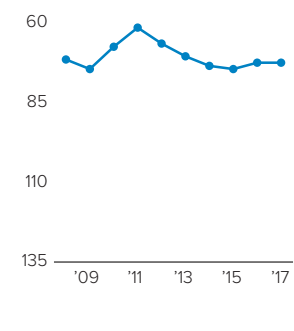


Human Freedom

Score over Time



Ranking over Time



PARAGUAY

LATIN AMERICA & THE CARIBBEAN

	2008	2009	2010	2011	2012	2013	2014	2015	2016	2017
Human Freedom Ranking	7.02 72	6.91 75	7.07 68	7.13 62	7.06 67	7.00 71	6.90 74	6.90 75	6.97 73	6.90 73
Economic Freedom	6.75	6.66	6.80	6.91	6.94	6.92	6.85	6.95	6.96	7.03
Personal Freedom	7.30	7.15	7.34	7.36	7.17	7.08	6.95	6.84	6.98	6.78
Rule of Law	4.2	4.3	4.3	4.3	3.9	4.0	4.1	4.1	4.0	4.1
Procedural Justice	-	-	-	-	-	-	-	-	-	-
Civil Justice	-	-	-	-	-	-	-	-	-	-
Criminal Justice	-	-	-	-	-	-	-	-	-	-
Security and Safety	8.0	7.9	8.1	8.3	8.3	7.2	7.6	7.6	7.6	7.6
Homicide	4.5	4.6	5.2	5.8	5.9	6.3	6.5	6.3	6.4	6.4
Disappearance, Conflict, Terrorism	9.5	9.0	8.9	9.0	9.0	7.8	9.0	8.9	8.9	9.0
Women's Security, Safety	10.0	10.0	10.0	10.0	10.0	7.5	7.5	7.5	7.5	7.5
Movement	10.0	8.3	10.0	10.0	8.3	10.0	6.7	8.3	10.0	10.0
Freedom of Domestic Movement	10.0	5.0	10.0	10.0	10.0	10.0	5.0	10.0	10.0	10.0
Freedom of Foreign Movement	10.0	10.0	10.0	10.0	5.0	10.0	5.0	5.0	10.0	10.0
Women's Freedom of Movement	10.0	10.0	10.0	10.0	10.0	10.0	10.0	10.0	10.0	10.0
Religious Freedom	8.8	8.9	8.9	8.5	8.5	8.6	9.1	8.4	8.2	8.2
Freedom to Establish Religious Org.	7.1	7.1	7.1	6.3	6.3	6.3	7.5	7.5	7.5	7.5
Harassment and Physical Hostilities	9.6	9.5	9.7	9.7	9.7	9.7	9.7	9.6	9.6	9.6
Legal and Regulatory Restrictions	9.9	10.0	10.0	9.7	9.7	9.9	10.0	8.2	7.5	7.5
Assoc., Assembly, and Civil Society	6.7	6.7	6.7	6.0	6.0	6.0	7.5	7.5	7.5	7.5
Freedom of Association	7.5	7.5	7.5	7.5	7.5	7.5	7.5	7.5	7.5	7.5
Assembly and Demonstration	7.5	7.5	7.5	7.5	7.5	7.5	10.0	10.0	10.0	10.0
Est. & Operate Political Parties	7.1	7.1	7.1	5.0	5.0	5.0	5.0	5.0	5.0	5.0
Est. & Operate Professional Organizations	4.2	4.2	4.2	5.0	5.0	5.0	7.5	7.5	7.5	7.5
Est. & Operate Edu., Sporting, and Cultural	7.1	7.1	7.1	5.0	5.0	5.0	7.5	7.5	7.5	7.5
Expression and Information	6.9	7.2	6.8	7.5	8.3	8.3	6.9	8.4	8.4	7.7
Press Killed	10.0	10.0	10.0	4.7	10.0	10.0	0.0	10.0	10.0	5.1
Press Jailed	10.0	10.0	10.0	10.0	10.0	10.0	10.0	10.0	10.0	10.0
Laws and Reg. That Influence Media	4.0	5.3	3.7	4.0	4.0	4.3	4.7	5.0	4.7	4.7
Political Pressure, Control Media	4.3	5.3	4.3	4.0	3.8	4.0	3.8	3.8	4.0	4.0
Access to Cable and Satellite	6.7	6.7	6.7	10.0	10.0	10.0	10.0	10.0	10.0	10.0
Freedom of Access to Frgn. Info.	6.7	6.7	6.7	10.0	10.0	10.0	10.0	10.0	10.0	10.0
State Control over Internet Access	6.7	6.7	6.7	10.0	10.0	10.0	10.0	10.0	10.0	10.0
Identity and Relationships	10.0	10.0	10.0	10.0	10.0	10.0	10.0	6.7	6.7	5.0
Legal Gender	-	-	-	-	-	-	-	0.0	0.0	0.0
Same-Sex Relationships	10.0	10.0	10.0	10.0	10.0	10.0	10.0	10.0	10.0	10.0
Divorce	10.0	10.0	10.0	10.0	10.0	10.0	10.0	10.0	10.0	5.0

PERU

LATIN AMERICA & THE CARIBBEAN

Ranking

49

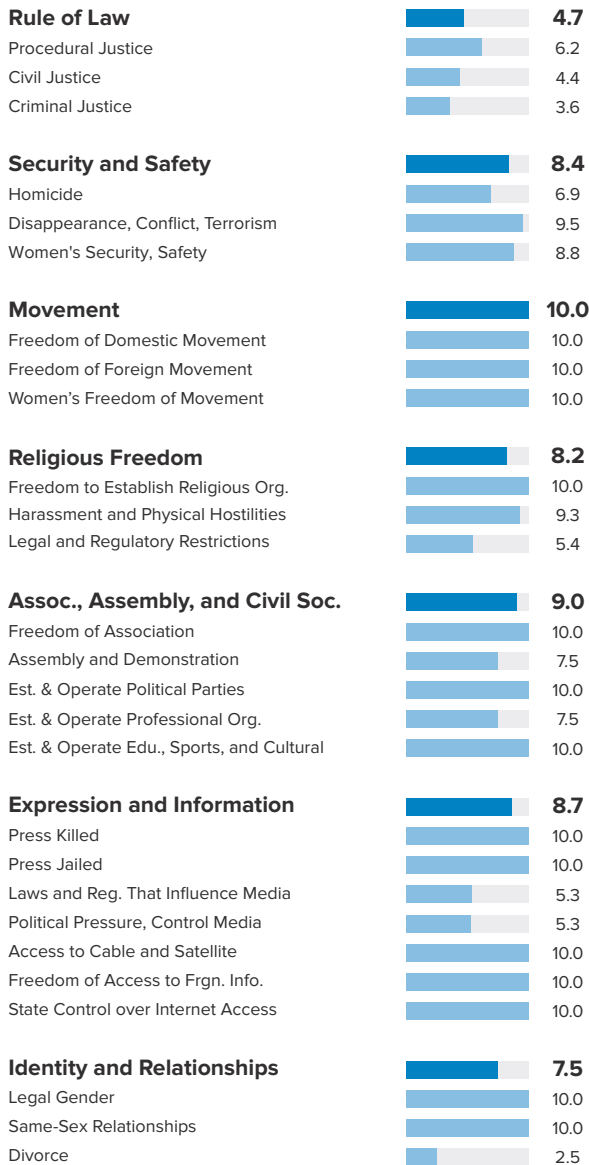
Score

7.55

Personal Freedom

55/162 Ranking

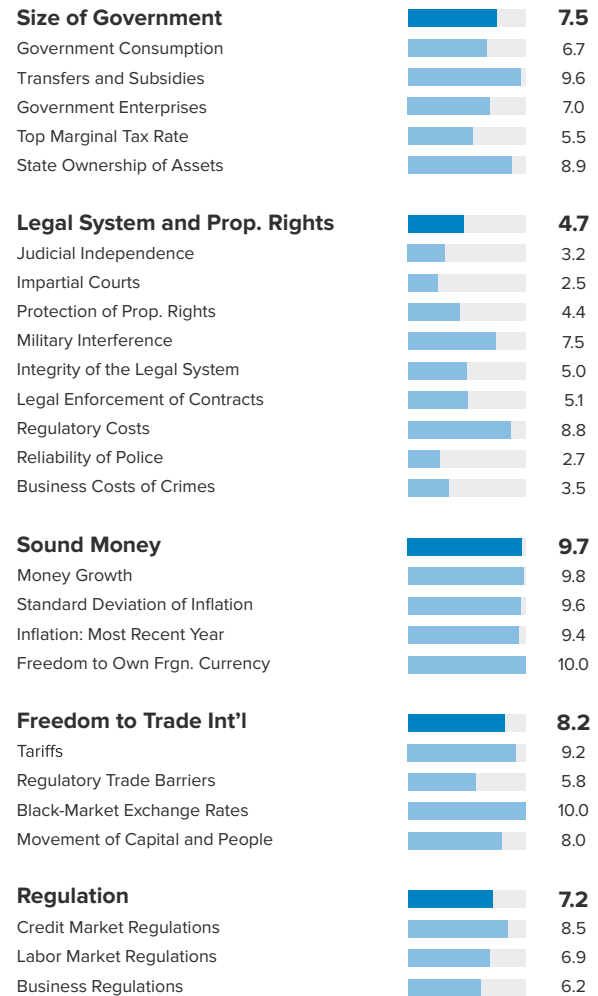
Score 7.61



Economic Freedom

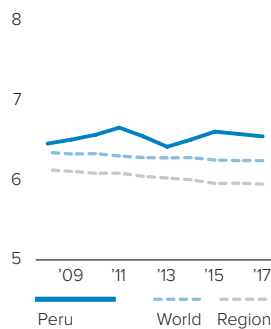
42/162 Ranking

Score 7.49

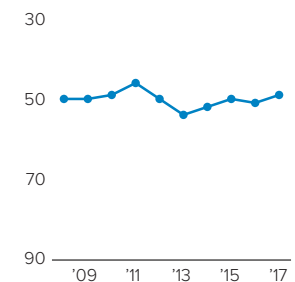


Human Freedom

Score over Time



Ranking over Time



	2008	2009	2010	2011	2012	2013	2014	2015	2016	2017
Human Freedom Ranking	7.46	7.51	7.57	7.66	7.55	7.42	7.51	7.61	7.58	7.55
Economic Freedom	7.56	7.57	7.67	7.60	7.53	7.49	7.54	7.54	7.50	7.49
Personal Freedom	7.36	7.44	7.47	7.72	7.57	7.35	7.49	7.67	7.66	7.61
Rule of Law	5.4	5.4	5.4	5.4	4.8	4.8	4.3	4.6	4.7	4.7
Procedural Justice	7.4	7.4	7.4	7.4	6.7	6.7	5.4	5.9	6.2	6.2
Civil Justice	4.3	4.3	4.3	4.3	3.9	3.9	4.3	4.4	4.4	4.4
Criminal Justice	4.5	4.5	4.5	4.5	3.7	3.7	3.4	3.4	3.6	3.6
Security and Safety	8.7	9.0	9.0	9.1	9.0	8.1	8.1	8.0	8.0	8.4
Homicide	7.8	7.8	7.8	7.8	7.4	7.4	7.3	7.1	6.9	6.9
Disappearance, Conflict, Terrorism	8.4	9.3	9.4	9.5	9.5	9.5	9.5	9.5	9.5	9.5
Women's Security, Safety	9.8	9.8	9.8	10.0	10.0	7.5	7.5	7.5	7.5	8.8
Movement	10.0	10.0	10.0	10.0	10.0	10.0	10.0	10.0	10.0	10.0
Freedom of Domestic Movement	10.0	10.0	10.0	10.0	10.0	10.0	10.0	10.0	10.0	10.0
Freedom of Foreign Movement	10.0	10.0	10.0	10.0	10.0	10.0	10.0	10.0	10.0	10.0
Women's Freedom of Movement	10.0	10.0	10.0	10.0	10.0	10.0	10.0	10.0	10.0	10.0
Religious Freedom	6.2	6.2	6.2	6.7	6.6	6.7	7.6	8.4	8.2	8.2
Freedom to Establish Religious Org.	5.4	5.4	5.4	7.5	7.5	7.5	10.0	10.0	10.0	10.0
Harassment and Physical Hostilities	7.9	7.7	7.3	7.1	6.8	7.1	7.2	9.1	9.3	9.3
Legal and Regulatory Restrictions	5.2	5.5	5.9	5.5	5.5	5.3	5.6	6.1	5.4	5.4
Assoc., Assembly, and Civil Society	7.5	7.5	7.5	7.3	7.3	7.3	9.0	9.0	9.0	9.0
Freedom of Association	7.5	7.5	7.5	7.5	7.5	7.5	10.0	10.0	10.0	10.0
Assembly and Demonstration	7.5	7.5	7.5	7.5	7.5	7.5	7.5	7.5	7.5	7.5
Est. & Operate Political Parties	7.1	7.1	7.1	7.5	7.5	7.5	10.0	10.0	10.0	10.0
Est. & Operate Professional Organizations	8.3	8.3	8.3	6.3	6.3	6.3	7.5	7.5	7.5	7.5
Est. & Operate Edu., Sporting, and Cultural	7.1	7.1	7.1	7.5	7.5	7.5	10.0	10.0	10.0	10.0
Expression and Information	8.6	8.5	8.7	8.2	8.7	8.5	8.4	8.6	8.5	8.7
Press Killed	10.0	10.0	10.0	6.6	10.0	8.9	8.9	10.0	9.0	10.0
Press Jailed	9.3	10.0	10.0	10.0	10.0	10.0	10.0	10.0	10.0	10.0
Laws and Reg. That Influence Media	5.3	5.7	5.3	5.3	5.3	5.3	5.0	5.0	5.3	5.3
Political Pressure, Control Media	5.3	4.0	5.5	5.3	5.5	5.5	5.0	5.3	5.3	5.3
Access to Cable and Satellite	10.0	10.0	10.0	10.0	10.0	10.0	10.0	10.0	10.0	10.0
Freedom of Access to Frgn. Info.	10.0	10.0	10.0	10.0	10.0	10.0	10.0	10.0	10.0	10.0
State Control over Internet Access	10.0	10.0	10.0	10.0	10.0	10.0	10.0	10.0	10.0	10.0
Identity and Relationships	6.3	6.3	6.3	8.8	8.8	8.8	8.8	9.2	9.2	7.5
Legal Gender	-	-	-	-	-	-	-	10.0	10.0	10.0
Same-Sex Relationships	5.0	5.0	5.0	10.0	10.0	10.0	10.0	10.0	10.0	10.0
Divorce	7.5	7.5	7.5	7.5	7.5	7.5	7.5	7.5	7.5	2.5

PHILIPPINES

SOUTH ASIA

Ranking

76

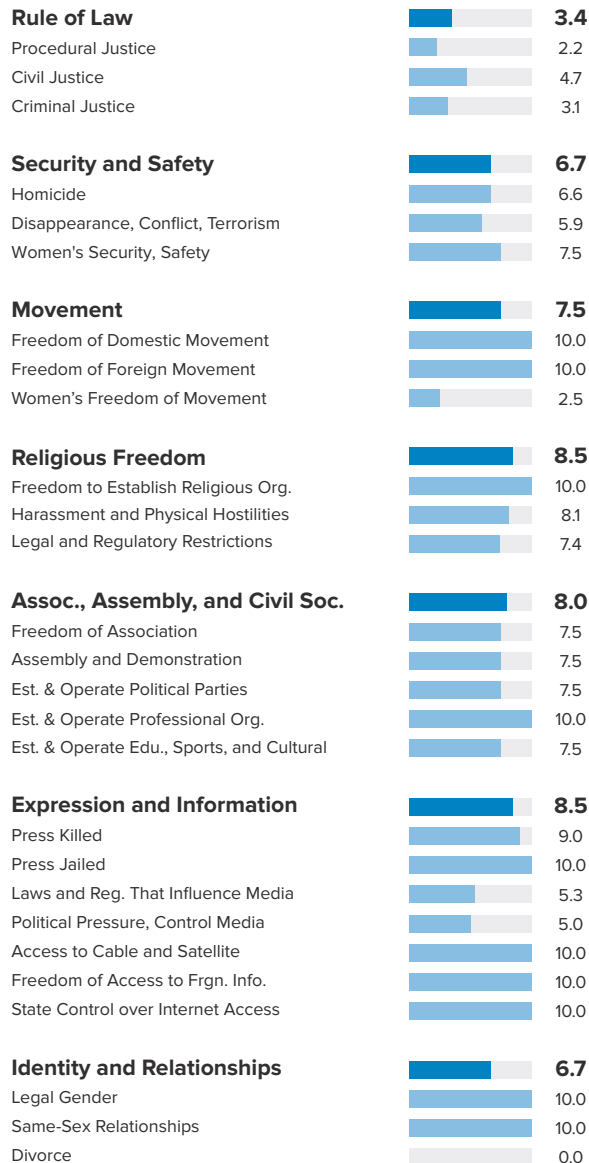
Score

6.88

Personal Freedom

103/162 Ranking

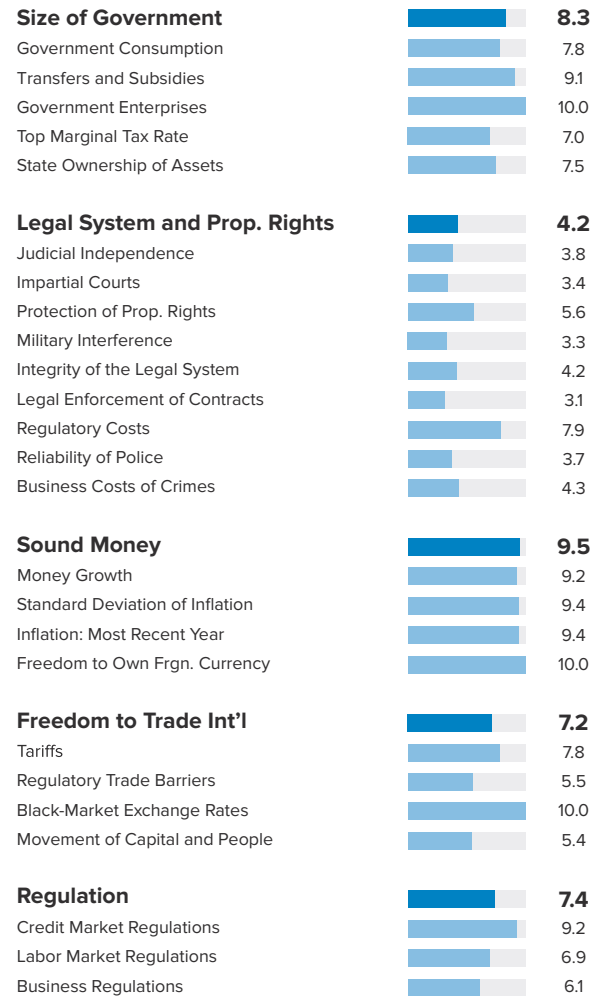
Score 6.44



Economic Freedom

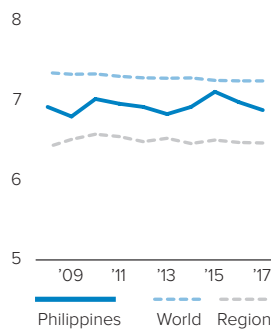
53/162 Ranking

Score 7.32

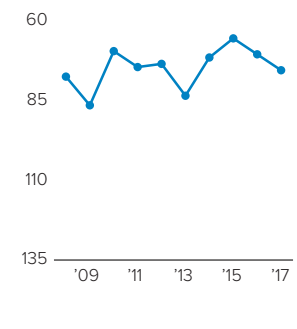


Human Freedom

Score over Time



Ranking over Time



PHILIPPINES

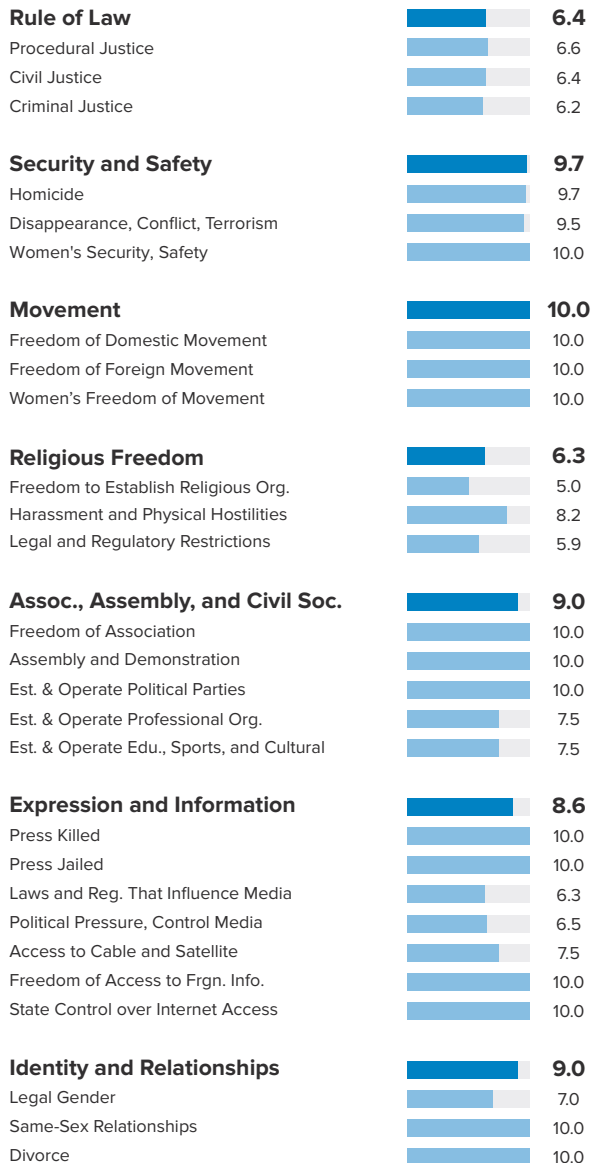
SOUTH ASIA

	2008	2009	2010	2011	2012	2013	2014	2015	2016	2017
Human Freedom Ranking	6.92	6.80	7.02	6.96	6.92	6.83	6.92	7.11	6.98	6.88
	78	87	70	75	74	84	72	66	71	76
Economic Freedom	6.79	6.73	7.06	7.22	7.27	7.53	7.39	7.42	7.30	7.32
Personal Freedom	7.06	6.87	6.98	6.70	6.57	6.13	6.45	6.80	6.66	6.44
Rule of Law	4.2	4.2	4.2	4.2	3.7	3.7	4.1	3.9	3.4	3.4
Procedural Justice	4.1	4.1	4.1	4.1	3.6	3.6	3.8	3.6	2.2	2.2
Civil Justice	4.3	4.3	4.3	4.3	3.9	3.9	4.6	4.5	4.7	4.7
Criminal Justice	4.2	4.2	4.2	4.2	3.6	3.6	3.8	3.6	3.1	3.1
Security and Safety	8.1	7.5	7.8	7.8	7.8	6.8	6.4	6.7	6.9	6.7
Homicide	7.4	6.1	6.2	6.4	6.5	6.3	6.1	6.2	5.6	6.6
Disappearance, Conflict, Terrorism	6.8	6.6	7.1	7.1	7.0	6.6	5.6	6.5	7.6	5.9
Women's Security, Safety	10.0	10.0	10.0	10.0	10.0	7.5	7.5	7.5	7.5	7.5
Movement	8.3	8.3	8.3	8.3	8.3	6.7	6.7	8.3	8.3	7.5
Freedom of Domestic Movement	5.0	5.0	5.0	5.0	10.0	10.0	10.0	10.0	10.0	10.0
Freedom of Foreign Movement	10.0	10.0	10.0	10.0	5.0	5.0	5.0	10.0	10.0	10.0
Women's Freedom of Movement	10.0	10.0	10.0	10.0	10.0	5.0	5.0	5.0	5.0	2.5
Religious Freedom	9.3	9.2	9.3	8.4	8.3	8.3	9.1	9.2	8.5	8.5
Freedom to Establish Religious Org.	10.0	10.0	10.0	7.5	7.5	7.5	10.0	10.0	10.0	10.0
Harassment and Physical Hostilities	9.9	10.0	9.8	9.9	9.9	9.9	9.9	8.9	8.1	8.1
Legal and Regulatory Restrictions	8.0	7.7	8.0	7.8	7.5	7.5	7.3	8.6	7.4	7.4
Assoc., Assembly, and Civil Society	7.6	7.6	7.6	6.3	6.3	6.3	8.0	8.0	8.0	8.0
Freedom of Association	7.5	7.5	7.5	7.5	7.5	7.5	7.5	7.5	7.5	7.5
Assembly and Demonstration	10.0	10.0	10.0	7.5	7.5	7.5	7.5	7.5	7.5	7.5
Est. & Operate Political Parties	2.9	2.9	2.9	5.0	5.0	5.0	7.5	7.5	7.5	7.5
Est. & Operate Professional Organizations	8.8	8.8	8.8	5.0	5.0	5.0	10.0	10.0	10.0	10.0
Est. & Operate Edu., Sporting, and Cultural	8.8	8.8	8.8	6.3	6.3	6.3	7.5	7.5	7.5	7.5
Expression and Information	8.4	7.9	8.4	7.8	7.7	7.5	8.4	8.3	8.5	8.5
Press Killed	8.2	0.0	8.9	8.3	8.3	7.0	8.7	7.7	9.0	9.0
Press Jailed	9.9	10.0	10.0	10.0	10.0	10.0	10.0	10.0	10.0	10.0
Laws and Reg. That Influence Media	6.3	7.3	5.7	6.0	5.7	5.7	5.3	5.3	5.3	5.3
Political Pressure, Control Media	4.3	7.8	4.5	5.0	5.0	4.8	5.0	5.0	5.0	5.0
Access to Cable and Satellite	10.0	10.0	10.0	7.5	7.5	7.5	10.0	10.0	10.0	10.0
Freedom of Access to Frgn. Info.	10.0	10.0	10.0	10.0	10.0	10.0	10.0	10.0	10.0	10.0
State Control over Internet Access	10.0	10.0	10.0	7.5	7.5	7.5	10.0	10.0	10.0	10.0
Identity and Relationships	6.3	6.3	6.3	6.3	6.3	6.3	6.3	7.5	7.5	6.7
Legal Gender	-	-	-	-	-	-	-	10.0	10.0	10.0
Same-Sex Relationships	10.0	10.0	10.0	10.0	10.0	10.0	10.0	10.0	10.0	10.0
Divorce	2.5	2.5	2.5	2.5	2.5	2.5	2.5	2.5	2.5	0.0

Personal Freedom

37/162 Ranking

Score 8.32



Economic Freedom

59/162 Ranking

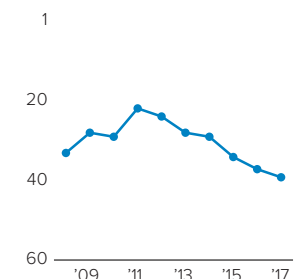
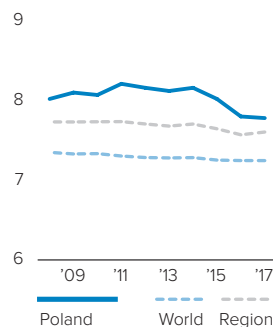
Score 7.24



Human Freedom

Score over Time

Ranking over Time



POLAND

EASTERN EUROPE

	2008	2009	2010	2011	2012	2013	2014	2015	2016	2017
Human Freedom Ranking	8.02	8.10	8.07	8.21	8.16	8.12	8.16	8.02	7.80	7.78
	34	29	30	23	25	29	30	35	38	40
Economic Freedom	7.08	7.21	7.21	7.33	7.40	7.31	7.49	7.41	7.27	7.24
Personal Freedom	8.95	8.99	8.93	9.10	8.91	8.92	8.83	8.62	8.33	8.32
Rule of Law	7.5	7.5	7.5	7.5	6.9	6.9	7.4	7.1	6.4	6.4
Procedural Justice	9.0	9.0	9.0	9.0	7.4	7.4	8.4	7.7	6.6	6.6
Civil Justice	6.3	6.3	6.3	6.3	6.2	6.2	6.5	6.6	6.4	6.4
Criminal Justice	7.3	7.3	7.3	7.3	6.9	6.9	7.4	6.9	6.2	6.2
Security and Safety	9.8	9.8	9.8	9.8	9.9	9.9	9.9	9.9	9.7	9.7
Homicide	9.5	9.5	9.5	9.5	9.6	9.7	9.7	9.7	9.7	9.7
Disappearance, Conflict, Terrorism	10.0	10.0	10.0	10.0	10.0	10.0	10.0	10.0	9.5	9.5
Women's Security, Safety	10.0	10.0	10.0	10.0	10.0	10.0	10.0	10.0	10.0	10.0
Movement	10.0	10.0	10.0	10.0	10.0	10.0	10.0	10.0	10.0	10.0
Freedom of Domestic Movement	10.0	10.0	10.0	10.0	10.0	10.0	10.0	10.0	10.0	10.0
Freedom of Foreign Movement	10.0	10.0	10.0	10.0	10.0	10.0	10.0	10.0	10.0	10.0
Women's Freedom of Movement	10.0	10.0	10.0	10.0	10.0	10.0	10.0	10.0	10.0	10.0
Religious Freedom	8.6	8.7	8.3	8.9	8.6	8.7	7.1	7.0	6.3	6.3
Freedom to Establish Religious Org.	8.8	8.8	8.8	10.0	10.0	10.0	5.0	5.0	5.0	5.0
Harassment and Physical Hostilities	8.7	9.0	8.5	8.4	8.3	8.5	8.9	8.7	8.2	8.2
Legal and Regulatory Restrictions	8.2	8.2	7.8	8.2	7.4	7.5	7.5	7.4	5.9	5.9
Assoc., Assembly, and Civil Society	8.3	8.3	8.3	9.5	9.5	9.5	9.0	9.0	9.0	9.0
Freedom of Association	10.0	10.0	10.0	10.0	10.0	10.0	10.0	10.0	10.0	10.0
Assembly and Demonstration	10.0	10.0	10.0	10.0	10.0	10.0	10.0	10.0	10.0	10.0
Est. & Operate Political Parties	7.1	7.1	7.1	10.0	10.0	10.0	10.0	10.0	10.0	10.0
Est. & Operate Professional Organizations	6.3	6.3	6.3	10.0	10.0	10.0	7.5	7.5	7.5	7.5
Est. & Operate Edu., Sporting, and Cultural	8.3	8.3	8.3	7.5	7.5	7.5	7.5	7.5	7.5	7.5
Expression and Information	9.3	9.6	9.3	9.3	9.2	9.2	8.9	8.7	8.6	8.6
Press Killed	10.0	10.0	10.0	10.0	10.0	10.0	10.0	9.1	10.0	10.0
Press Jailed	10.0	10.0	10.0	10.0	10.0	10.0	10.0	10.0	10.0	10.0
Laws and Reg. That Influence Media	7.3	8.7	7.3	7.3	7.0	7.0	7.0	7.0	6.3	6.3
Political Pressure, Control Media	7.8	8.5	7.5	7.5	7.5	7.3	7.5	7.3	6.5	6.5
Access to Cable and Satellite	10.0	10.0	10.0	10.0	10.0	10.0	7.5	7.5	7.5	7.5
Freedom of Access to Frgn. Info.	10.0	10.0	10.0	10.0	10.0	10.0	10.0	10.0	10.0	10.0
State Control over Internet Access	10.0	10.0	10.0	10.0	10.0	10.0	10.0	10.0	10.0	10.0
Identity and Relationships	10.0	10.0	10.0	10.0	10.0	10.0	10.0	9.0	9.0	9.0
Legal Gender	-	-	-	-	-	-	-	7.0	7.0	7.0
Same-Sex Relationships	10.0	10.0	10.0	10.0	10.0	10.0	10.0	10.0	10.0	10.0
Divorce	10.0	10.0	10.0	10.0	10.0	10.0	10.0	10.0	10.0	10.0

PORTUGAL

WESTERN EUROPE

Ranking

26

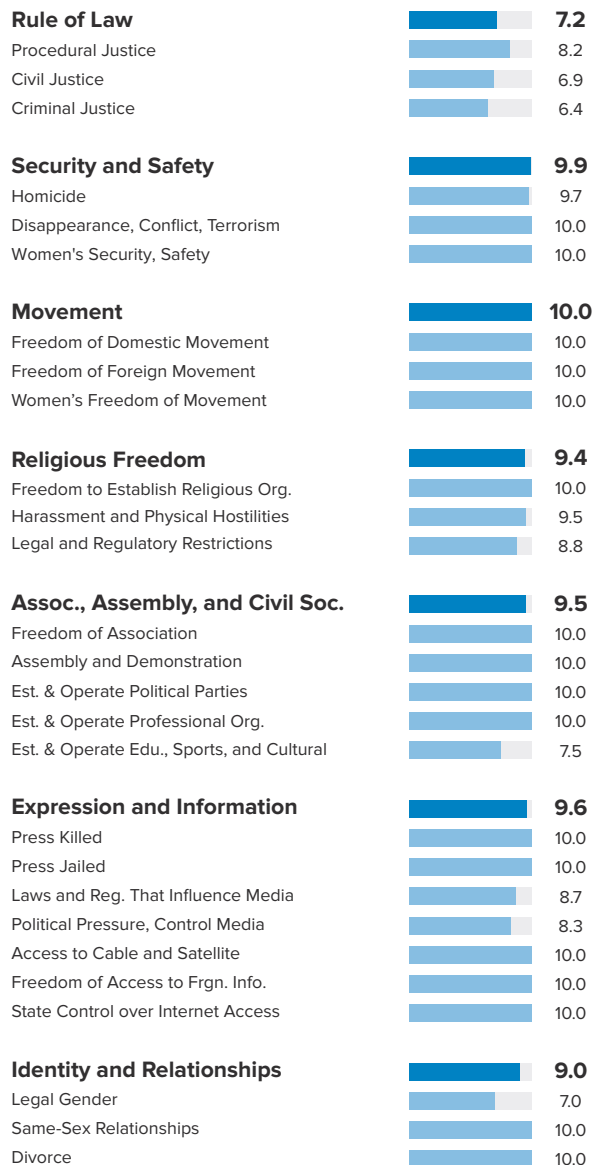
Score

8.27

Personal Freedom

16/162 Ranking

Score 9.02



Economic Freedom

39/162 Ranking

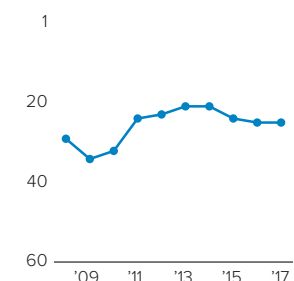
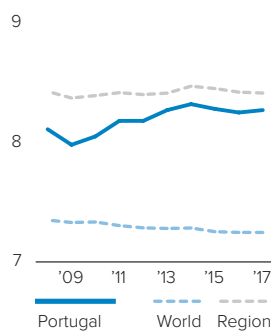
Score 7.52



Human Freedom

Score over Time

Ranking over Time



PORTUGAL

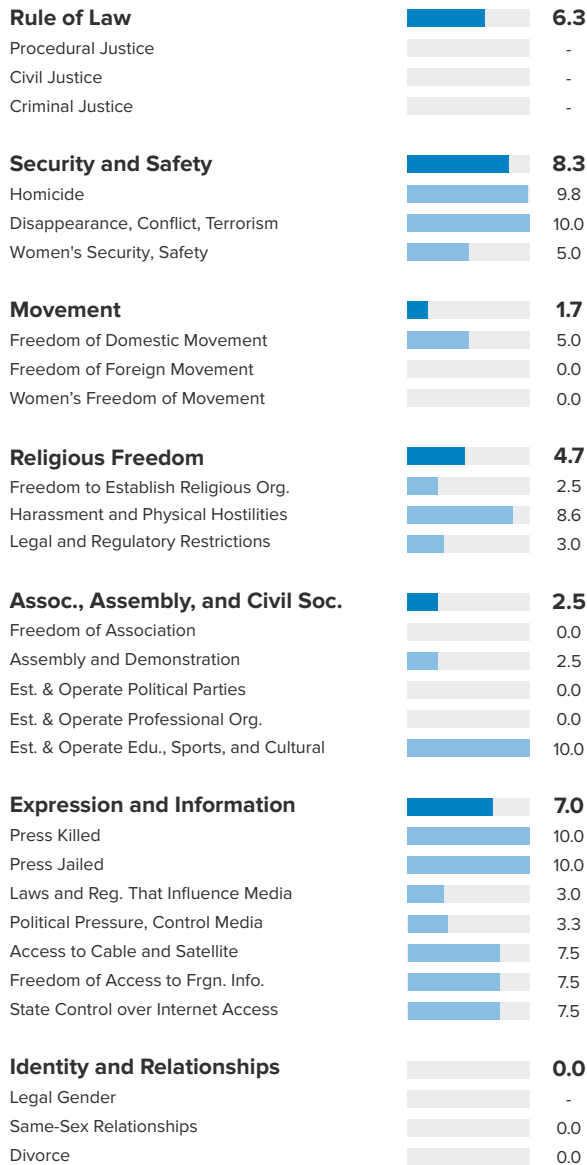
WESTERN EUROPE

	2008	2009	2010	2011	2012	2013	2014	2015	2016	2017
Human Freedom Ranking	8.11	7.98	8.05	8.18	8.18	8.27	8.32	8.28	8.25	8.27
Economic Freedom	7.24	7.09	7.11	7.35	7.41	7.61	7.61	7.55	7.48	7.52
Personal Freedom	8.99	8.86	9.00	9.00	8.95	8.93	9.03	9.02	9.02	9.02
Rule of Law	6.6	6.6	6.6	6.6	6.5	6.5	7.0	7.2	7.2	7.2
Procedural Justice	7.4	7.4	7.4	7.4	7.3	7.3	7.9	8.1	8.2	8.2
Civil Justice	6.2	6.2	6.2	6.2	6.2	6.2	6.5	6.6	6.9	6.9
Criminal Justice	6.2	6.2	6.2	6.2	5.9	5.9	6.7	6.7	6.4	6.4
Security and Safety	9.8	9.8	9.8	9.9	9.8	9.8	9.9	9.9	9.9	9.9
Homicide	9.5	9.5	9.5	9.6	9.5	9.5	9.6	9.6	9.7	9.7
Disappearance, Conflict, Terrorism	10.0	10.0	10.0	10.0	10.0	10.0	10.0	10.0	10.0	10.0
Women's Security, Safety	10.0	10.0	10.0	10.0	10.0	10.0	10.0	10.0	10.0	10.0
Movement	10.0	10.0	10.0	10.0	10.0	10.0	10.0	10.0	10.0	10.0
Freedom of Domestic Movement	10.0	10.0	10.0	10.0	10.0	10.0	10.0	10.0	10.0	10.0
Freedom of Foreign Movement	10.0	10.0	10.0	10.0	10.0	10.0	10.0	10.0	10.0	10.0
Women's Freedom of Movement	10.0	10.0	10.0	10.0	10.0	10.0	10.0	10.0	10.0	10.0
Religious Freedom	9.2	9.3	9.3	9.3	9.2	9.1	9.0	9.6	9.4	9.4
Freedom to Establish Religious Org.	10.0	10.0	10.0	10.0	10.0	10.0	10.0	10.0	10.0	10.0
Harassment and Physical Hostilities	9.5	9.8	9.6	9.6	9.3	9.3	9.3	9.9	9.5	9.5
Legal and Regulatory Restrictions	8.0	8.2	8.4	8.3	8.2	7.9	7.6	8.8	8.8	8.8
Assoc., Assembly, and Civil Society	10.0	10.0	10.0	10.0	10.0	10.0	9.5	9.5	9.5	9.5
Freedom of Association	10.0	10.0	10.0	10.0	10.0	10.0	10.0	10.0	10.0	10.0
Assembly and Demonstration	10.0	10.0	10.0	10.0	10.0	10.0	10.0	10.0	10.0	10.0
Est. & Operate Political Parties	10.0	10.0	10.0	10.0	10.0	10.0	10.0	10.0	10.0	10.0
Est. & Operate Professional Organizations	10.0	10.0	10.0	10.0	10.0	10.0	10.0	10.0	10.0	10.0
Est. & Operate Edu., Sporting, and Cultural	10.0	10.0	10.0	10.0	10.0	10.0	7.5	7.5	7.5	7.5
Expression and Information	9.6	8.2	9.5	9.5	9.5	9.5	9.5	9.5	9.6	9.6
Press Killed	10.0	10.0	10.0	10.0	10.0	10.0	10.0	10.0	10.0	10.0
Press Jailed	10.0	10.0	10.0	10.0	10.0	10.0	10.0	10.0	10.0	10.0
Laws and Reg. That Influence Media	8.7	3.3	8.3	8.3	8.3	8.3	8.3	8.3	8.7	8.7
Political Pressure, Control Media	8.5	4.0	8.5	8.5	8.5	8.3	8.3	8.3	8.3	8.3
Access to Cable and Satellite	10.0	10.0	10.0	10.0	10.0	10.0	10.0	10.0	10.0	10.0
Freedom of Access to Frgn. Info.	10.0	10.0	10.0	10.0	10.0	10.0	10.0	10.0	10.0	10.0
State Control over Internet Access	10.0	10.0	10.0	10.0	10.0	10.0	10.0	10.0	10.0	10.0
Identity and Relationships	10.0	10.0	10.0	10.0	10.0	10.0	10.0	9.0	9.0	9.0
Legal Gender	-	-	-	-	-	-	-	7.0	7.0	7.0
Same-Sex Relationships	10.0	10.0	10.0	10.0	10.0	10.0	10.0	10.0	10.0	10.0
Divorce	10.0	10.0	10.0	10.0	10.0	10.0	10.0	10.0	10.0	10.0

Personal Freedom

145/162 Ranking

Score 5.24



Economic Freedom

69/162 Ranking

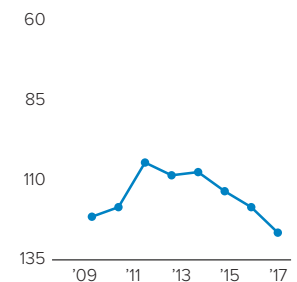
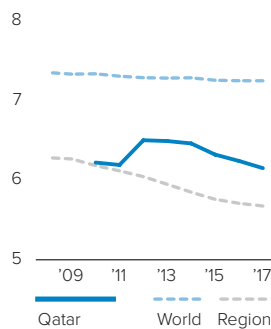
Score 7.07



Human Freedom

Score over Time

Ranking over Time



QATAR

MIDDLE EAST & NORTH AFRICA

	2008	2009	2010	2011	2012	2013	2014	2015	2016	2017
Human Freedom	-	-	6.22	6.19	6.50	6.49	6.46	6.32	6.24	6.15
Ranking	-	-	122	119	105	109	108	114	119	127
Economic Freedom	-	-	7.23	7.09	7.27	7.30	7.44	7.16	7.21	7.07
Personal Freedom	-	-	5.22	5.29	5.73	5.69	5.48	5.48	5.26	5.24
Rule of Law	-	-	6.7	6.5	6.6	6.6	6.4	6.5	6.4	6.3
Procedural Justice	-	-	0.0	0.0	-	-	-	-	-	-
Civil Justice	-	-	0.0	0.0	-	-	-	-	-	-
Criminal Justice	-	-	0.0	0.0	-	-	-	-	-	-
Security and Safety	-	-	7.8	7.4	7.8	8.3	7.9	8.3	8.3	8.3
Homicide	-	-	9.9	9.9	9.9	9.8	9.8	9.8	9.8	9.8
Disappearance, Conflict, Terrorism	-	-	10.0	8.7	10.0	10.0	9.0	10.0	10.0	10.0
Women's Security, Safety	-	-	3.5	3.5	3.5	5.0	5.0	5.0	5.0	5.0
Movement	-	-	3.3	3.3	6.7	5.0	3.3	3.3	1.7	1.7
Freedom of Domestic Movement	-	-	0.0	0.0	10.0	10.0	5.0	5.0	0.0	5.0
Freedom of Foreign Movement	-	-	10.0	10.0	10.0	5.0	5.0	5.0	5.0	0.0
Women's Freedom of Movement	-	-	0.0	0.0	0.0	0.0	0.0	0.0	0.0	0.0
Religious Freedom	-	-	5.8	6.2	6.0	6.0	5.9	5.1	4.7	4.7
Freedom to Establish Religious Org.	-	-	1.3	2.5	2.5	2.5	2.5	2.5	2.5	2.5
Harassment and Physical Hostilities	-	-	9.6	9.7	9.4	9.5	9.4	8.7	8.6	8.6
Legal and Regulatory Restrictions	-	-	6.7	6.5	6.3	6.0	6.0	4.1	3.0	3.0
Assoc., Assembly, and Civil Society	-	-	1.1	2.3	2.3	2.3	2.5	2.5	2.5	2.5
Freedom of Association	-	-	2.5	2.5	2.5	2.5	0.0	0.0	0.0	0.0
Assembly and Demonstration	-	-	0.0	5.0	5.0	5.0	2.5	2.5	2.5	2.5
Est. & Operate Political Parties	-	-	0.0	0.0	0.0	0.0	0.0	0.0	0.0	0.0
Est. & Operate Professional Organizations	-	-	0.0	0.0	0.0	0.0	0.0	0.0	0.0	0.0
Est. & Operate Edu., Sporting, and Cultural	-	-	2.9	3.8	3.8	3.8	10.0	10.0	10.0	10.0
Expression and Information	-	-	5.8	6.4	6.4	6.4	7.1	7.0	7.0	7.0
Press Killed	-	-	10.0	10.0	10.0	10.0	10.0	10.0	10.0	10.0
Press Jailed	-	-	10.0	10.0	10.0	10.0	10.0	10.0	10.0	10.0
Laws and Reg. That Influence Media	-	-	3.3	3.3	3.3	3.3	3.0	3.0	3.0	3.0
Political Pressure, Control Media	-	-	4.0	3.8	3.8	3.8	4.0	3.5	3.3	3.3
Access to Cable and Satellite	-	-	6.7	7.5	7.5	7.5	7.5	7.5	7.5	7.5
Freedom of Access to Frgn. Info.	-	-	6.7	5.0	5.0	5.0	7.5	7.5	7.5	7.5
State Control over Internet Access	-	-	0.0	5.0	5.0	5.0	7.5	7.5	7.5	7.5
Identity and Relationships	-	-	0.0	0.0	0.0	0.0	0.0	0.0	0.0	0.0
Legal Gender	-	-	-	-	-	-	-	-	-	-
Same-Sex Relationships	-	-	0.0	0.0	0.0	0.0	0.0	0.0	0.0	0.0
Divorce	-	-	0.0	0.0	0.0	0.0	0.0	0.0	0.0	0.0

ROMANIA

EASTERN EUROPE

Ranking

30

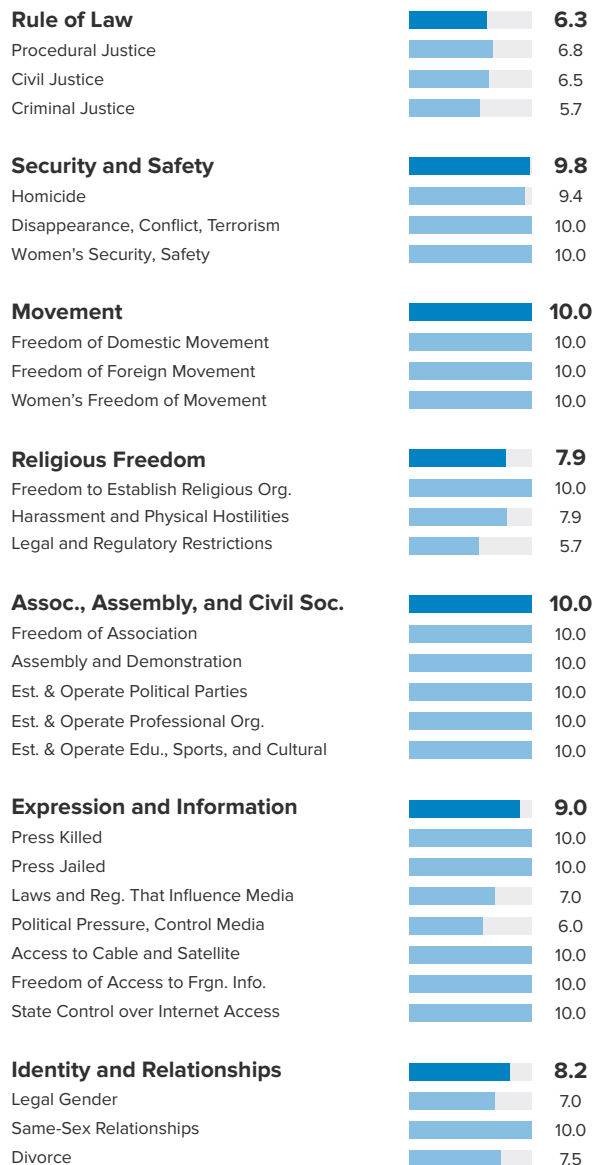
Score

8.11

Personal Freedom

32/162 Ranking

Score 8.54



Economic Freedom

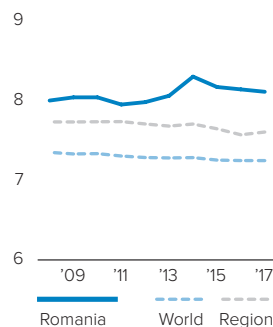
28/162 Ranking

Score 7.68

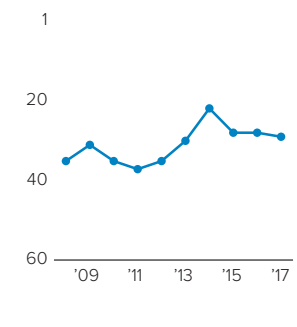


Human Freedom

Score over Time



Ranking over Time



ROMANIA

EASTERN EUROPE

	2008	2009	2010	2011	2012	2013	2014	2015	2016	2017
Human Freedom Ranking	8.00 36	8.04 32	8.04 36	7.95 38	7.98 36	8.06 31	8.30 23	8.17 29	8.14 29	8.11 30
Economic Freedom	7.27	7.41	7.34	7.33	7.44	7.58	7.69	7.65	7.65	7.68
Personal Freedom	8.74	8.67	8.75	8.58	8.52	8.54	8.90	8.69	8.63	8.54
Rule of Law	6.3	6.3	6.3	6.3	6.2	6.2	6.4	6.3	6.3	6.3
Procedural Justice	7.0	7.0	7.0	7.0	7.1	7.1	7.0	6.7	6.8	6.8
Civil Justice	5.9	5.9	5.9	5.9	5.9	5.9	6.3	6.5	6.5	6.5
Criminal Justice	6.0	6.0	6.0	6.0	5.6	5.6	6.0	5.8	5.7	5.7
Security and Safety	9.7	9.7	9.7	9.8	9.8	9.8	9.8	9.8	9.8	9.8
Homicide	9.1	9.2	9.2	9.3	9.3	9.3	9.4	9.4	9.5	9.4
Disappearance, Conflict, Terrorism	10.0	10.0	10.0	10.0	10.0	10.0	10.0	10.0	10.0	10.0
Women's Security, Safety	10.0	10.0	10.0	10.0	10.0	10.0	10.0	10.0	10.0	10.0
Movement	10.0	10.0	10.0	10.0	10.0	10.0	10.0	10.0	10.0	10.0
Freedom of Domestic Movement	10.0	10.0	10.0	10.0	10.0	10.0	10.0	10.0	10.0	10.0
Freedom of Foreign Movement	10.0	10.0	10.0	10.0	10.0	10.0	10.0	10.0	10.0	10.0
Women's Freedom of Movement	10.0	10.0	10.0	10.0	10.0	10.0	10.0	10.0	10.0	10.0
Religious Freedom	9.4	9.7	9.4	8.7	8.5	8.6	9.5	8.6	7.9	7.9
Freedom to Establish Religious Org.	10.0	10.0	10.0	7.5	7.5	7.5	10.0	10.0	10.0	10.0
Harassment and Physical Hostilities	9.3	9.9	9.7	9.8	9.6	9.8	9.8	8.2	7.9	7.9
Legal and Regulatory Restrictions	8.9	9.3	8.5	8.8	8.5	8.5	8.8	7.5	5.7	5.7
Assoc., Assembly, and Civil Society	9.2	9.2	9.2	8.0	8.0	8.0	10.0	10.0	10.0	10.0
Freedom of Association	7.5	7.5	7.5	10.0	10.0	10.0	10.0	10.0	10.0	10.0
Assembly and Demonstration	10.0	10.0	10.0	7.5	7.5	7.5	10.0	10.0	10.0	10.0
Est. & Operate Political Parties	10.0	10.0	10.0	8.8	8.8	8.8	10.0	10.0	10.0	10.0
Est. & Operate Professional Organizations	10.0	10.0	10.0	5.0	5.0	5.0	10.0	10.0	10.0	10.0
Est. & Operate Edu., Sporting, and Cultural	8.3	8.3	8.3	8.8	8.8	8.8	10.0	10.0	10.0	10.0
Expression and Information	8.8	7.7	8.8	8.9	8.9	8.9	8.9	9.0	9.0	9.0
Press Killed	10.0	10.0	10.0	10.0	10.0	10.0	10.0	10.0	10.0	10.0
Press Jailed	10.0	10.0	10.0	10.0	10.0	10.0	10.0	10.0	10.0	10.0
Laws and Reg. That Influence Media	5.7	2.0	5.7	6.0	6.0	6.0	6.0	7.0	7.0	7.0
Political Pressure, Control Media	6.0	1.8	6.3	6.3	6.0	6.3	6.3	6.0	6.0	6.0
Access to Cable and Satellite	10.0	10.0	10.0	10.0	10.0	10.0	10.0	10.0	10.0	10.0
Freedom of Access to Frgn. Info.	10.0	10.0	10.0	10.0	10.0	10.0	10.0	10.0	10.0	10.0
State Control over Internet Access	10.0	10.0	10.0	10.0	10.0	10.0	10.0	10.0	10.0	10.0
Identity and Relationships	10.0	10.0	10.0	10.0	10.0	10.0	10.0	9.0	9.0	8.2
Legal Gender	-	-	-	-	-	-	-	7.0	7.0	7.0
Same-Sex Relationships	10.0	10.0	10.0	10.0	10.0	10.0	10.0	10.0	10.0	10.0
Divorce	10.0	10.0	10.0	10.0	10.0	10.0	10.0	10.0	10.0	7.5

RUSSIA

EASTERN EUROPE

Ranking

114

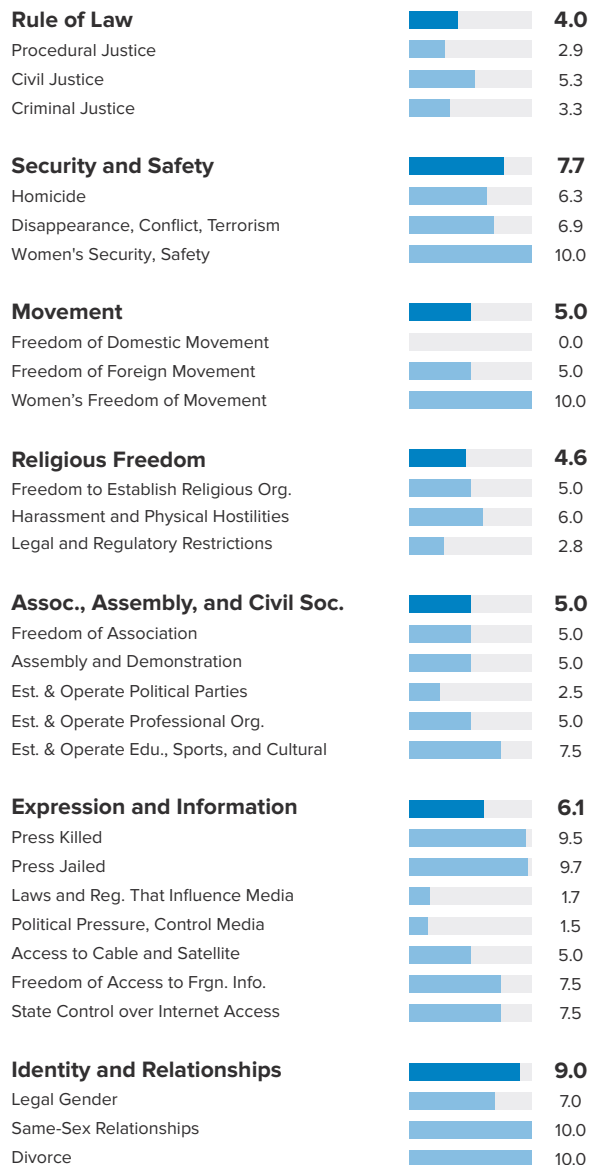
Score

6.34

Personal Freedom

127/162 Ranking

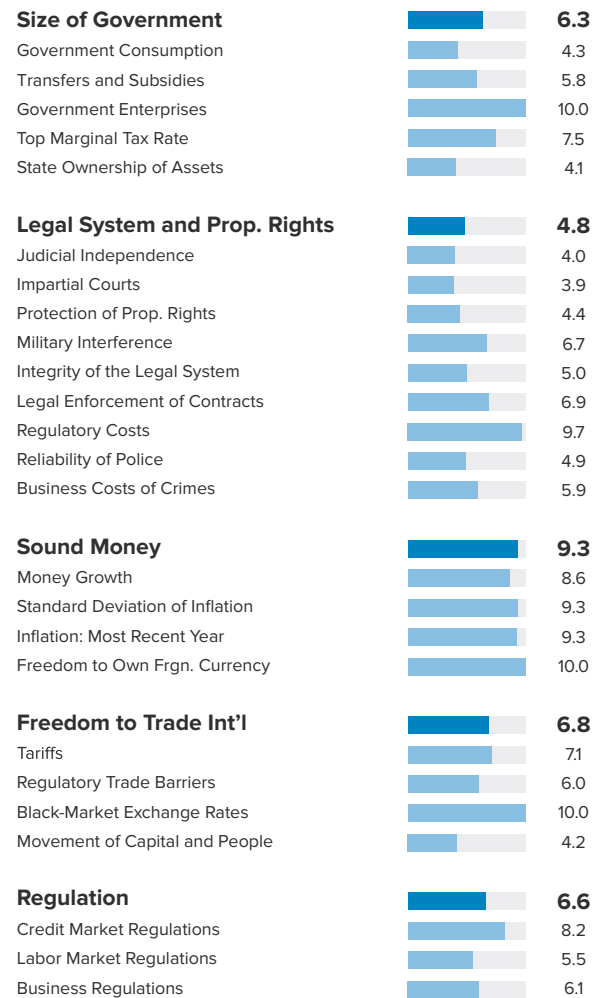
Score 5.90



Economic Freedom

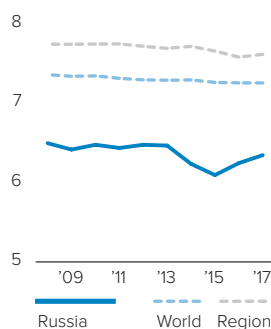
85/162 Ranking

Score 6.78

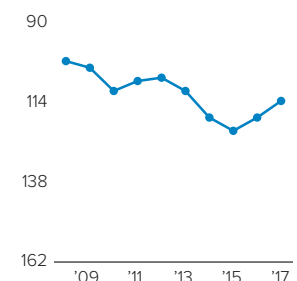


Human Freedom

Score over Time



Ranking over Time



RUSSIA

EASTERN EUROPE

	2008	2009	2010	2011	2012	2013	2014	2015	2016	2017
Human Freedom Ranking	6.49	6.41	6.47	6.43	6.47	6.46	6.23	6.09	6.24	6.34
	102	104	111	108	107	111	119	123	119	114
Economic Freedom	6.43	6.32	6.44	6.47	6.56	6.53	6.49	6.52	6.71	6.78
Personal Freedom	6.56	6.50	6.49	6.39	6.38	6.39	5.97	5.66	5.77	5.90
Rule of Law	4.3	4.3	4.3	4.3	4.1	4.1	4.2	3.9	4.0	4.0
Procedural Justice	3.9	3.9	3.9	3.9	4.0	4.0	3.9	3.1	2.9	2.9
Civil Justice	5.0	5.0	5.0	5.0	4.6	4.6	5.0	5.2	5.3	5.3
Criminal Justice	4.0	4.0	4.0	4.0	3.6	3.6	3.6	3.3	3.3	3.3
Security and Safety	7.0	6.9	6.9	7.4	7.7	7.7	7.4	7.4	7.8	7.7
Homicide	3.4	4.0	4.0	5.6	5.5	5.5	5.4	5.4	5.6	6.3
Disappearance, Conflict, Terrorism	7.7	6.5	6.5	6.6	7.6	7.7	6.9	6.9	7.9	6.9
Women's Security, Safety	10.0	10.0	10.0	10.0	10.0	10.0	10.0	10.0	10.0	10.0
Movement	6.7	6.7	6.7	6.7	6.7	6.7	3.3	3.3	3.3	5.0
Freedom of Domestic Movement	10.0	10.0	10.0	10.0	0.0	0.0	0.0	0.0	0.0	0.0
Freedom of Foreign Movement	0.0	0.0	0.0	0.0	10.0	10.0	0.0	0.0	0.0	5.0
Women's Freedom of Movement	10.0	10.0	10.0	10.0	10.0	10.0	10.0	10.0	10.0	10.0
Religious Freedom	7.3	7.3	7.0	5.7	5.7	5.7	6.2	4.9	4.6	4.6
Freedom to Establish Religious Org.	7.5	7.5	7.5	3.8	3.8	3.8	5.0	5.0	5.0	5.0
Harassment and Physical Hostilities	9.8	9.6	9.2	9.3	9.2	9.0	9.1	6.2	6.0	6.0
Legal and Regulatory Restrictions	4.5	4.7	4.3	4.2	4.1	4.4	4.4	3.4	2.8	2.8
Assoc., Assembly, and Civil Society	5.8	5.8	5.8	4.5	4.5	4.5	5.0	5.0	5.0	5.0
Freedom of Association	2.5	2.5	2.5	5.0	5.0	5.0	5.0	5.0	5.0	5.0
Assembly and Demonstration	5.0	5.0	5.0	2.5	2.5	2.5	5.0	5.0	5.0	5.0
Est. & Operate Political Parties	2.9	2.9	2.9	3.8	3.8	3.8	2.5	2.5	2.5	2.5
Est. & Operate Professional Organizations	8.3	8.3	8.3	6.3	6.3	6.3	5.0	5.0	5.0	5.0
Est. & Operate Edu., Sporting, and Cultural	10.0	10.0	10.0	5.0	5.0	5.0	7.5	7.5	7.5	7.5
Expression and Information	7.6	7.4	7.7	7.7	7.6	7.6	6.2	6.2	6.1	6.1
Press Killed	9.1	8.8	10.0	9.8	9.8	9.5	10.0	10.0	10.0	9.5
Press Jailed	9.9	9.9	9.9	10.0	10.0	9.9	9.9	9.9	9.9	9.7
Laws and Reg. That Influence Media	2.3	1.3	2.0	2.0	1.7	1.7	1.7	1.7	1.7	1.7
Political Pressure, Control Media	1.8	1.8	1.8	2.0	2.0	2.0	1.5	1.5	1.5	1.5
Access to Cable and Satellite	10.0	10.0	10.0	10.0	10.0	10.0	5.0	5.0	5.0	5.0
Freedom of Access to Frgn. Info.	10.0	10.0	10.0	10.0	10.0	10.0	7.5	7.5	7.5	7.5
State Control over Internet Access	10.0	10.0	10.0	10.0	10.0	10.0	7.5	7.5	7.5	7.5
Identity and Relationships	10.0	10.0	10.0	10.0	10.0	10.0	10.0	9.0	9.0	9.0
Legal Gender	-	-	-	-	-	-	-	7.0	7.0	7.0
Same-Sex Relationships	10.0	10.0	10.0	10.0	10.0	10.0	10.0	10.0	10.0	10.0
Divorce	10.0	10.0	10.0	10.0	10.0	10.0	10.0	10.0	10.0	10.0

RWANDA

SUB-SAHARAN AFRICA

Ranking

82

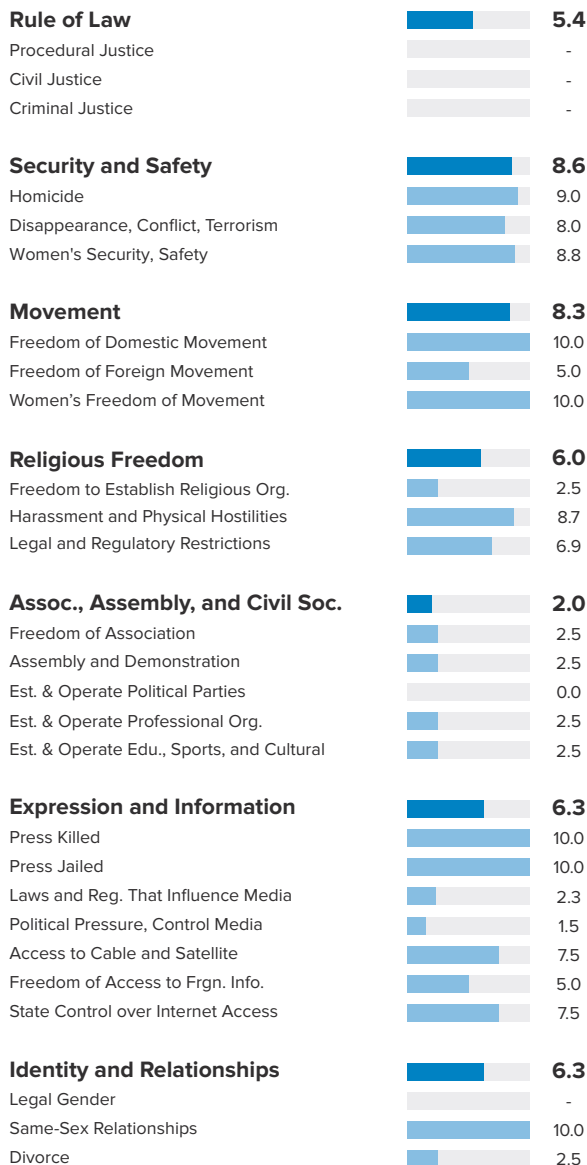
Score

6.82

Personal Freedom

107/162 Ranking

Score 6.38



Economic Freedom

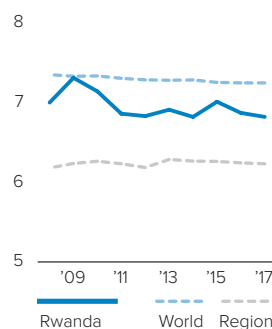
56/162 Ranking

Score 7.26



Human Freedom

Score over Time



Ranking over Time



RWANDA

SUB-SAHARAN AFRICA

	2008	2009	2010	2011	2012	2013	2014	2015	2016	2017
Human Freedom Ranking	7.00 73	7.31 56	7.14 65	6.86 85	6.83 82	6.91 76	6.82 81	7.01 68	6.87 79	6.82 82
Economic Freedom	6.67	6.87	7.21	7.33	7.30	7.30	7.33	7.47	7.33	7.26
Personal Freedom	7.34	7.75	7.06	6.40	6.36	6.52	6.32	6.55	6.41	6.38
Rule of Law	4.9	4.8	5.0	5.1	4.8	5.0	5.2	5.3	5.3	5.4
Procedural Justice	-	-	-	-	-	-	-	-	-	-
Civil Justice	-	-	-	-	-	-	-	-	-	-
Criminal Justice	-	-	-	-	-	-	-	-	-	-
Security and Safety	8.8	7.9	7.2	7.5	7.6	8.0	7.6	8.5	7.9	8.6
Homicide	9.4	8.9	8.9	9.1	9.1	8.7	8.5	9.0	9.0	9.0
Disappearance, Conflict, Terrorism	9.5	7.3	5.3	6.1	6.3	7.8	6.9	9.0	7.3	8.0
Women's Security, Safety	7.5	7.5	7.5	7.5	7.5	7.5	7.5	7.5	7.5	8.8
Movement	8.3	10.0	10.0	6.7	6.7	6.7	6.7	6.7	6.7	8.3
Freedom of Domestic Movement	10.0	10.0	10.0	5.0	10.0	10.0	10.0	10.0	10.0	10.0
Freedom of Foreign Movement	5.0	10.0	10.0	10.0	5.0	5.0	5.0	5.0	5.0	5.0
Women's Freedom of Movement	10.0	10.0	10.0	5.0	5.0	5.0	5.0	5.0	5.0	10.0
Religious Freedom	7.3	7.5	7.1	6.0	6.1	6.0	6.1	6.1	6.0	6.0
Freedom to Establish Religious Org.	-	-	-	3.8	3.8	3.8	2.5	2.5	2.5	2.5
Harassment and Physical Hostilities	8.6	8.4	8.5	8.3	8.5	8.3	8.8	9.2	8.7	8.7
Legal and Regulatory Restrictions	6.0	6.7	5.7	5.8	6.1	5.8	6.9	6.7	6.9	6.9
Assoc., Assembly, and Civil Society	-	-	-	3.3	3.3	3.3	2.0	2.0	2.0	2.0
Freedom of Association	-	-	-	5.0	5.0	5.0	2.5	2.5	2.5	2.5
Assembly and Demonstration	-	-	-	5.0	5.0	5.0	2.5	2.5	2.5	2.5
Est. & Operate Political Parties	-	-	-	0.0	0.0	0.0	0.0	0.0	0.0	0.0
Est. & Operate Professional Organizations	-	-	-	2.5	2.5	2.5	2.5	2.5	2.5	2.5
Est. & Operate Edu., Sporting, and Cultural	-	-	-	3.8	3.8	3.8	2.5	2.5	2.5	2.5
Expression and Information	5.8	9.1	4.9	6.6	6.6	6.9	6.3	6.3	6.3	6.3
Press Killed	10.0	10.0	6.7	10.0	10.0	10.0	10.0	10.0	10.0	10.0
Press Jailed	10.0	10.0	10.0	8.1	7.2	9.1	10.0	10.0	10.0	10.0
Laws and Reg. That Influence Media	1.7	8.7	1.3	1.3	2.0	2.7	2.7	2.3	2.3	2.3
Political Pressure, Control Media	1.5	7.8	1.5	2.0	2.0	1.8	1.5	1.5	1.5	1.5
Access to Cable and Satellite	-	-	-	10.0	10.0	10.0	7.5	7.5	7.5	7.5
Freedom of Access to Frgn. Info.	-	-	-	7.5	7.5	7.5	5.0	5.0	5.0	5.0
State Control over Internet Access	-	-	-	7.5	7.5	7.5	7.5	7.5	7.5	7.5
Identity and Relationships	10.0	10.0	10.0	10.0	10.0	10.0	10.0	10.0	10.0	6.3
Legal Gender	-	-	-	-	-	-	-	-	-	-
Same-Sex Relationships	10.0	10.0	10.0	10.0	10.0	10.0	10.0	10.0	10.0	10.0
Divorce	10.0	10.0	10.0	10.0	10.0	10.0	10.0	10.0	10.0	2.5

SAUDI ARABIA

MIDDLE EAST & NORTH AFRICA

Ranking

149

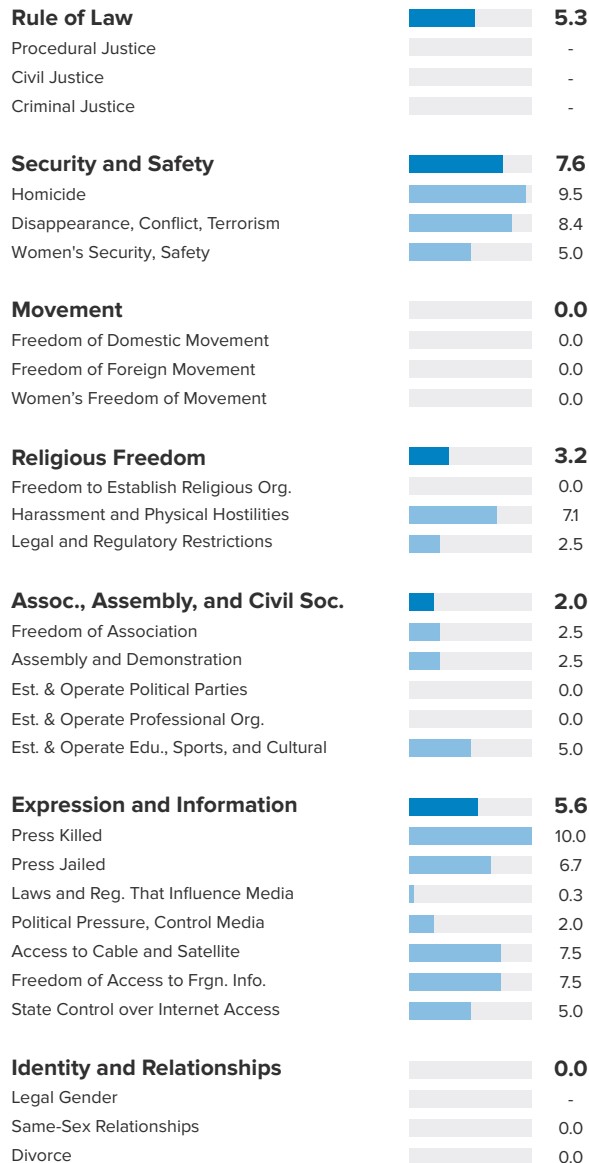
Score

5.42

Personal Freedom

157/162 Ranking

Score 4.32



Economic Freedom

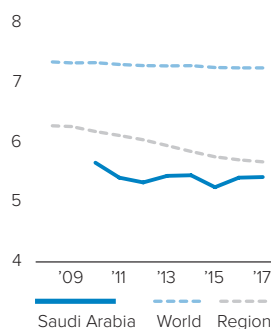
107/162 Ranking

Score 6.52

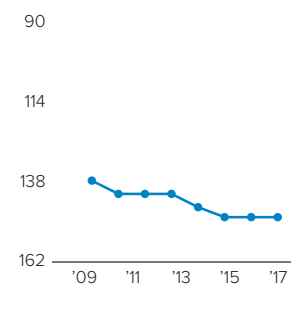


Human Freedom

Score over Time



Ranking over Time



SAUDI ARABIA

MIDDLE EAST & NORTH AFRICA

	2008	2009	2010	2011	2012	2013	2014	2015	2016	2017
Human Freedom	-	-	5.66	5.41	5.33	5.44	5.45	5.25	5.41	5.42
Ranking	-	-	138	142	142	142	146	149	149	149
Economic Freedom	-	-	6.67	6.52	6.32	6.40	6.39	6.15	6.44	6.52
Personal Freedom	-	-	4.65	4.31	4.34	4.47	4.50	4.35	4.39	4.32
Rule of Law	-	-	5.7	5.6	5.4	5.4	5.3	5.4	5.7	5.3
Procedural Justice	-	-	-	-	-	-	-	-	-	-
Civil Justice	-	-	-	-	-	-	-	-	-	-
Criminal Justice	-	-	-	-	-	-	-	-	-	-
Security and Safety	-	-	8.5	7.0	7.3	7.8	7.1	7.4	7.4	7.6
Homicide	-	-	9.6	9.4	9.4	9.4	9.4	9.4	9.4	9.5
Disappearance, Conflict, Terrorism	-	-	9.0	7.0	8.0	9.0	6.9	7.7	7.9	8.4
Women's Security, Safety	-	-	7.0	4.5	4.5	5.0	5.0	5.0	5.0	5.0
Movement	-	-	0.0	0.0	0.0	0.0	0.0	0.0	0.0	0.0
Freedom of Domestic Movement	-	-	0.0	0.0	0.0	0.0	0.0	0.0	0.0	0.0
Freedom of Foreign Movement	-	-	0.0	0.0	0.0	0.0	0.0	0.0	0.0	0.0
Women's Freedom of Movement	-	-	0.0	0.0	0.0	0.0	0.0	0.0	0.0	0.0
Religious Freedom	-	-	6.0	6.9	6.9	6.8	6.0	3.8	3.2	3.2
Freedom to Establish Religious Org.	-	-	0.0	2.5	2.5	2.5	0.0	0.0	0.0	0.0
Harassment and Physical Hostilities	-	-	9.6	9.4	9.5	9.7	9.7	7.5	7.1	7.1
Legal and Regulatory Restrictions	-	-	8.5	8.7	8.7	8.2	8.2	3.9	2.5	2.5
Assoc., Assembly, and Civil Society	-	-	0.3	0.3	0.3	0.3	2.0	2.0	2.0	2.0
Freedom of Association	-	-	0.0	0.0	0.0	0.0	2.5	2.5	2.5	2.5
Assembly and Demonstration	-	-	0.0	0.0	0.0	0.0	2.5	2.5	2.5	2.5
Est. & Operate Political Parties	-	-	0.0	0.0	0.0	0.0	0.0	0.0	0.0	0.0
Est. & Operate Professional Organizations	-	-	0.0	0.0	0.0	0.0	0.0	0.0	0.0	0.0
Est. & Operate Edu., Sporting, and Cultural	-	-	1.3	1.3	1.3	1.3	5.0	5.0	5.0	5.0
Expression and Information	-	-	4.7	4.7	4.5	4.6	6.0	5.7	5.8	5.6
Press Killed	-	-	10.0	10.0	10.0	10.0	10.0	10.0	10.0	10.0
Press Jailed	-	-	9.6	10.0	8.6	9.3	8.7	7.8	8.1	6.7
Laws and Reg. That Influence Media	-	-	0.7	0.3	0.3	0.3	0.3	0.3	0.3	0.3
Political Pressure, Control Media	-	-	2.5	2.5	2.5	2.8	2.8	2.0	2.0	2.0
Access to Cable and Satellite	-	-	6.7	5.0	5.0	5.0	7.5	7.5	7.5	7.5
Freedom of Access to Frgn. Info.	-	-	3.3	2.5	2.5	2.5	7.5	7.5	7.5	7.5
State Control over Internet Access	-	-	0.0	2.5	2.5	2.5	5.0	5.0	5.0	5.0
Identity and Relationships	-	-	0.0	0.0	0.0	0.0	0.0	0.0	0.0	0.0
Legal Gender	-	-	-	-	-	-	-	-	-	-
Same-Sex Relationships	-	-	0.0	0.0	0.0	0.0	0.0	0.0	0.0	0.0
Divorce	-	-	0.0	0.0	0.0	0.0	0.0	0.0	0.0	0.0

SENEGAL

SUB-SAHARAN AFRICA

Ranking

102

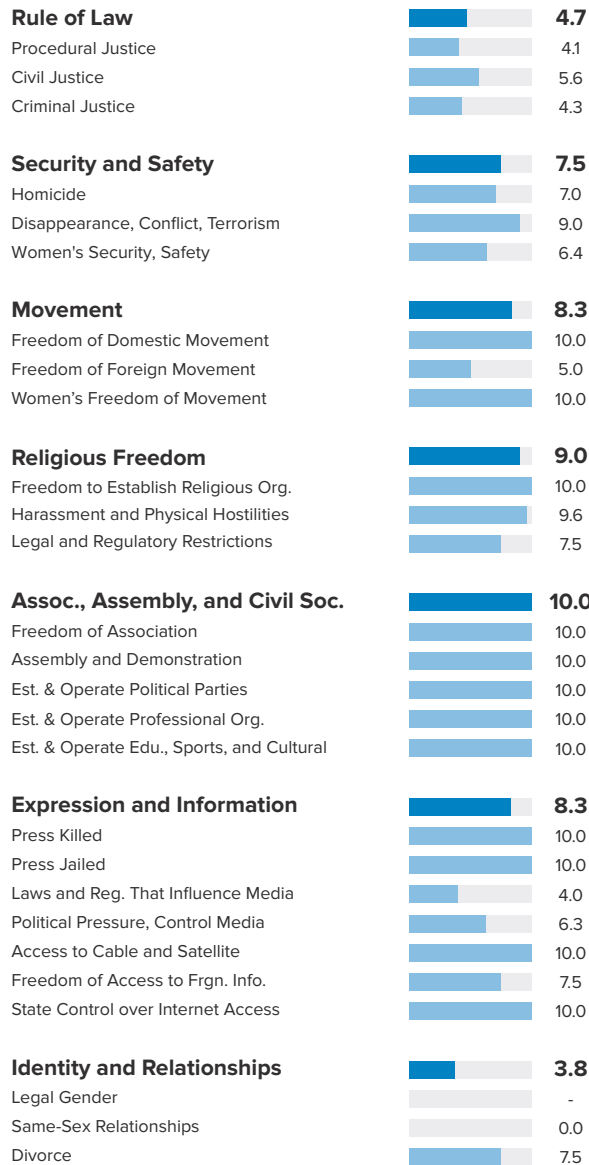
Score

6.57

Personal Freedom

79/162 Ranking

Score 6.97



Economic Freedom

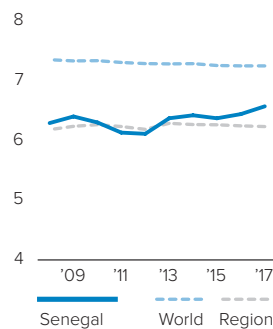
124/162 Ranking

Score 6.17

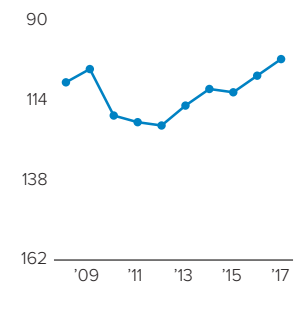


Human Freedom

Score over Time



Ranking over Time



SENEGAL

SUB-SAHARAN AFRICA

	2008	2009	2010	2011	2012	2013	2014	2015	2016	2017
Human Freedom Ranking	6.29	6.40	6.30	6.13	6.11	6.37	6.42	6.37	6.44	6.57
Economic Freedom	5.91	6.05	5.99	5.90	5.90	6.14	6.14	6.01	6.04	6.17
Personal Freedom	6.67	6.76	6.60	6.35	6.32	6.60	6.70	6.74	6.83	6.97
Rule of Law	5.0	5.0	5.0	5.0	5.0	5.0	4.7	4.9	4.7	4.7
Procedural Justice	4.7	4.7	4.7	4.7	5.2	5.2	4.5	4.6	4.1	4.1
Civil Justice	5.8	5.8	5.8	5.8	5.5	5.5	5.3	5.7	5.6	5.6
Criminal Justice	4.6	4.6	4.6	4.6	4.1	4.1	4.4	4.3	4.3	4.3
Security and Safety	7.4	7.4	7.1	7.1	7.0	7.4	7.4	7.4	7.4	7.5
Homicide	6.6	6.6	6.6	6.6	6.6	7.0	7.0	7.0	7.0	7.0
Disappearance, Conflict, Terrorism	9.4	9.4	8.5	8.8	8.3	9.0	9.0	9.0	9.0	9.0
Women's Security, Safety	6.1	6.1	6.1	6.1	6.1	6.2	6.2	6.2	6.2	6.4
Movement	8.3	8.3	8.3	5.0	5.0	6.7	6.7	6.7	8.3	8.3
Freedom of Domestic Movement	5.0	5.0	5.0	5.0	10.0	10.0	10.0	10.0	10.0	10.0
Freedom of Foreign Movement	10.0	10.0	10.0	10.0	5.0	5.0	5.0	5.0	10.0	5.0
Women's Freedom of Movement	10.0	10.0	10.0	0.0	0.0	5.0	5.0	5.0	5.0	10.0
Religious Freedom	9.4	9.6	9.4	8.1	8.1	8.0	9.3	9.4	9.0	9.0
Freedom to Establish Religious Org.	10.0	10.0	10.0	6.3	6.3	6.3	10.0	10.0	10.0	10.0
Harassment and Physical Hostilities	9.4	9.7	9.1	9.4	9.4	9.3	9.4	9.8	9.6	9.6
Legal and Regulatory Restrictions	8.9	9.2	9.2	8.7	8.8	8.5	8.5	8.3	7.5	7.5
Assoc., Assembly, and Civil Society	7.8	7.8	7.8	9.3	9.3	9.3	10.0	10.0	10.0	10.0
Freedom of Association	7.5	7.5	7.5	10.0	10.0	10.0	10.0	10.0	10.0	10.0
Assembly and Demonstration	7.5	7.5	7.5	10.0	10.0	10.0	10.0	10.0	10.0	10.0
Est. & Operate Political Parties	8.3	8.3	8.3	8.8	8.8	8.8	10.0	10.0	10.0	10.0
Est. & Operate Professional Organizations	8.3	8.3	8.3	8.8	8.8	8.8	10.0	10.0	10.0	10.0
Est. & Operate Edu., Sporting, and Cultural	7.1	7.1	7.1	8.8	8.8	8.8	10.0	10.0	10.0	10.0
Expression and Information	7.8	8.4	7.9	8.3	8.4	8.6	8.2	8.2	8.3	8.3
Press Killed	10.0	10.0	10.0	10.0	10.0	10.0	10.0	10.0	10.0	10.0
Press Jailed	9.2	10.0	10.0	10.0	10.0	10.0	10.0	10.0	10.0	10.0
Laws and Reg. That Influence Media	4.0	6.3	3.3	3.0	3.3	4.0	4.0	3.7	4.0	4.0
Political Pressure, Control Media	4.8	6.0	5.0	5.0	5.5	6.0	6.0	6.0	6.3	6.3
Access to Cable and Satellite	10.0	10.0	10.0	10.0	10.0	10.0	10.0	10.0	10.0	10.0
Freedom of Access to Frgn. Info.	6.7	6.7	6.7	10.0	10.0	10.0	7.5	7.5	7.5	7.5
State Control over Internet Access	10.0	10.0	10.0	10.0	10.0	10.0	10.0	10.0	10.0	10.0
Identity and Relationships	2.5	2.5	2.5	2.5	2.5	2.5	2.5	2.5	2.5	3.8
Legal Gender	-	-	-	-	-	-	-	-	-	-
Same-Sex Relationships	0.0	0.0	0.0	0.0	0.0	0.0	0.0	0.0	0.0	0.0
Divorce	5.0	5.0	5.0	5.0	5.0	5.0	5.0	5.0	5.0	7.5

SERBIA

EASTERN EUROPE

Ranking

58

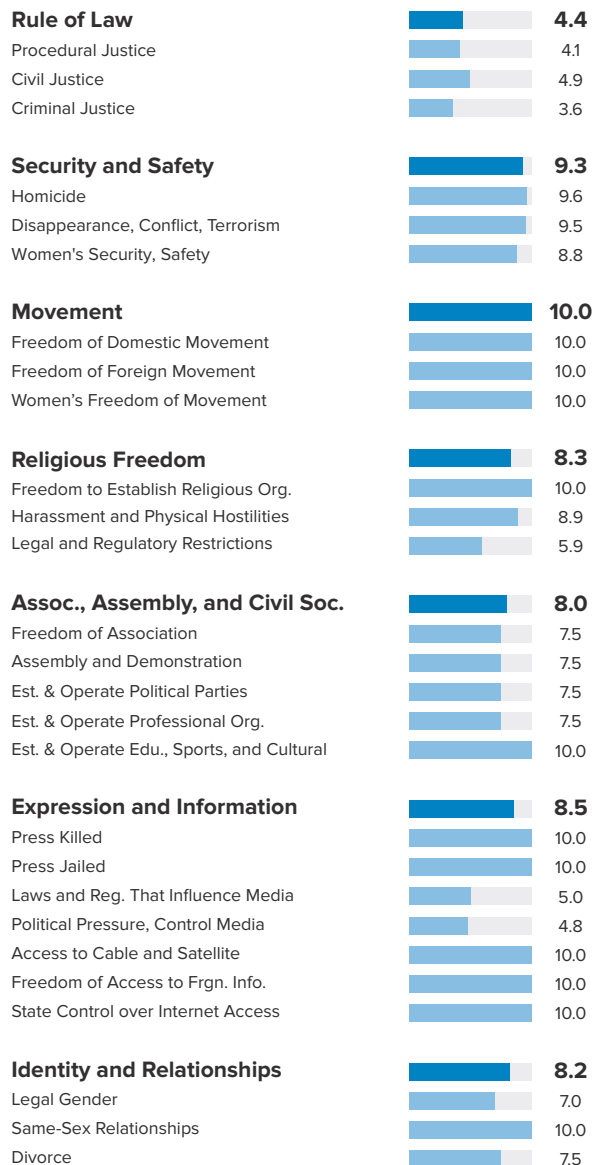
Score

7.30

Personal Freedom

52/162 Ranking

Score 7.71



Economic Freedom

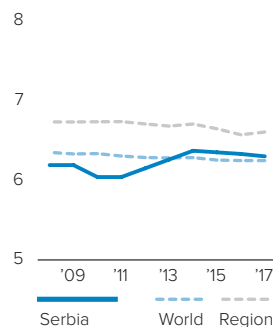
80/162 Ranking

Score 6.89

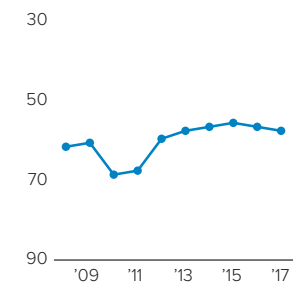


Human Freedom

Score over Time



Ranking over Time



SERBIA

EASTERN EUROPE

	2008	2009	2010	2011	2012	2013	2014	2015	2016	2017
Human Freedom Ranking	7.19 62	7.19 61	7.04 69	7.04 68	7.15 60	7.26 58	7.37 57	7.35 56	7.33 57	7.30 58
Economic Freedom	6.54	6.58	6.58	6.65	6.57	6.68	6.72	6.78	6.87	6.89
Personal Freedom	7.84	7.81	7.49	7.42	7.74	7.84	8.03	7.92	7.79	7.71
Rule of Law	4.7	4.7	4.7	4.7	4.6	4.6	4.6	4.6	4.4	4.4
Procedural Justice	5.0	5.0	5.0	5.0	5.3	5.3	5.1	5.6	4.1	4.1
Civil Justice	4.7	4.7	4.7	4.7	4.5	4.5	4.7	4.6	4.9	4.9
Criminal Justice	4.5	4.5	4.5	4.5	4.1	4.1	3.8	3.4	3.6	3.6
Security and Safety	8.8	8.8	8.8	8.8	8.8	9.2	9.2	9.3	9.2	9.3
Homicide	9.4	9.3	9.4	9.4	9.5	9.4	9.5	9.5	9.4	9.6
Disappearance, Conflict, Terrorism	9.5	9.5	9.5	9.5	9.5	9.5	9.5	9.5	9.5	9.5
Women's Security, Safety	7.5	7.5	7.5	7.5	7.5	8.8	8.8	8.8	8.8	8.8
Movement	10.0	10.0	6.7	6.7	10.0	10.0	10.0	10.0	10.0	10.0
Freedom of Domestic Movement	10.0	10.0	5.0	5.0	10.0	10.0	10.0	10.0	10.0	10.0
Freedom of Foreign Movement	10.0	10.0	5.0	5.0	10.0	10.0	10.0	10.0	10.0	10.0
Women's Freedom of Movement	10.0	10.0	10.0	10.0	10.0	10.0	10.0	10.0	10.0	10.0
Religious Freedom	8.4	8.5	7.9	7.6	7.6	7.7	8.9	9.0	8.3	8.3
Freedom to Establish Religious Org.	7.1	7.1	7.1	6.3	6.3	6.3	10.0	10.0	10.0	10.0
Harassment and Physical Hostilities	9.1	9.5	9.4	8.8	8.6	9.0	8.9	9.1	8.9	8.9
Legal and Regulatory Restrictions	8.9	8.8	7.1	7.8	7.8	7.8	7.8	8.0	5.9	5.9
Assoc., Assembly, and Civil Society	7.6	7.6	7.6	7.5	7.5	7.5	8.0	8.0	8.0	8.0
Freedom of Association	7.5	7.5	7.5	7.5	7.5	7.5	7.5	7.5	7.5	7.5
Assembly and Demonstration	10.0	10.0	10.0	10.0	10.0	10.0	7.5	7.5	7.5	7.5
Est. & Operate Political Parties	6.7	6.7	6.7	7.5	7.5	7.5	7.5	7.5	7.5	7.5
Est. & Operate Professional Organizations	8.3	8.3	8.3	5.0	5.0	5.0	7.5	7.5	7.5	7.5
Est. & Operate Edu., Sporting, and Cultural	5.4	5.4	5.4	7.5	7.5	7.5	10.0	10.0	10.0	10.0
Expression and Information	8.8	8.4	9.0	8.7	8.6	8.6	8.9	8.7	8.5	8.5
Press Killed	10.0	10.0	10.0	10.0	10.0	10.0	10.0	10.0	10.0	10.0
Press Jailed	10.0	10.0	10.0	10.0	10.0	10.0	10.0	10.0	10.0	10.0
Laws and Reg. That Influence Media	5.7	3.7	7.0	7.0	7.0	7.0	6.3	6.0	5.0	5.0
Political Pressure, Control Media	5.8	5.0	6.3	6.3	6.0	6.0	5.8	4.8	4.8	4.8
Access to Cable and Satellite	10.0	10.0	10.0	10.0	10.0	10.0	10.0	10.0	10.0	10.0
Freedom of Access to Frgn. Info.	10.0	10.0	10.0	7.5	7.5	7.5	10.0	10.0	10.0	10.0
State Control over Internet Access	10.0	10.0	10.0	10.0	10.0	10.0	10.0	10.0	10.0	10.0
Identity and Relationships	10.0	10.0	10.0	10.0	10.0	10.0	10.0	9.0	9.0	8.2
Legal Gender	-	-	-	-	-	-	-	7.0	7.0	7.0
Same-Sex Relationships	10.0	10.0	10.0	10.0	10.0	10.0	10.0	10.0	10.0	10.0
Divorce	10.0	10.0	10.0	10.0	10.0	10.0	10.0	10.0	10.0	7.5

SEYCHELLES

SUB-SAHARAN AFRICA

Ranking

62

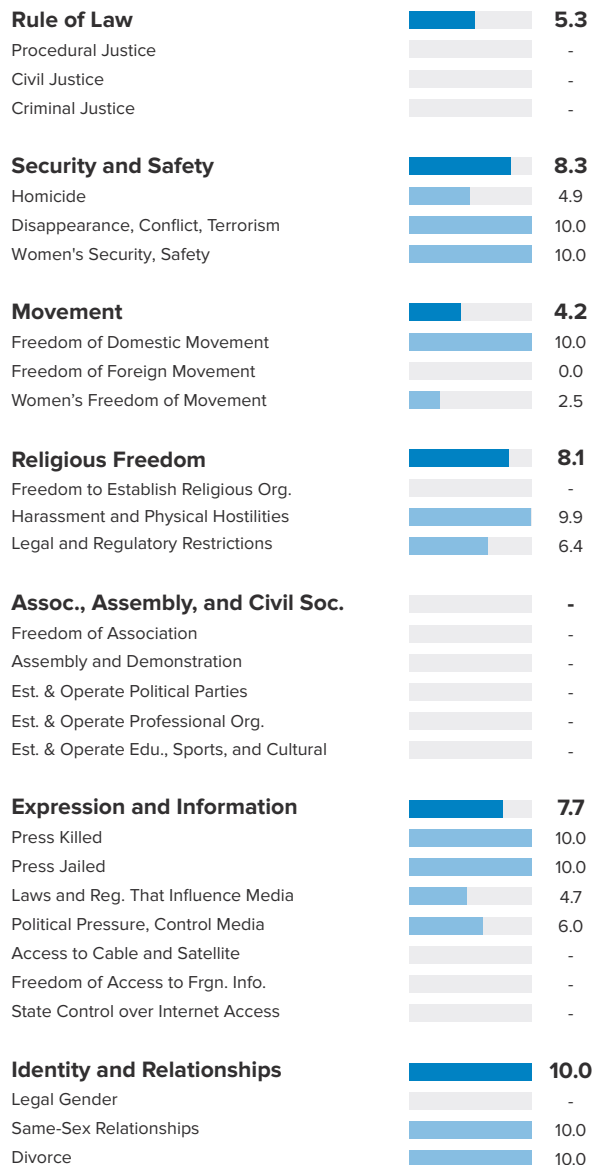
Score

7.16

Personal Freedom

71/162 Ranking

Score 7.16



Economic Freedom

63/162 Ranking

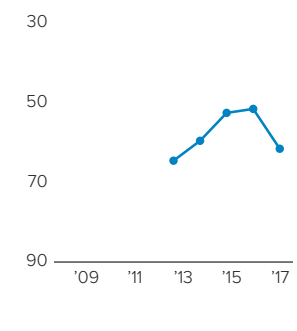
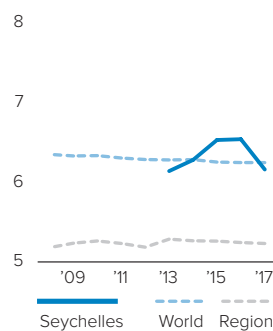
Score 7.16



Human Freedom

Score over Time

Ranking over Time



SEYCHELLES

SUB-SAHARAN AFRICA

	2008	2009	2010	2011	2012	2013	2014	2015	2016	2017
Human Freedom	-	-	-	-	-	7.14	7.28	7.53	7.54	7.16
Ranking	-	-	-	-	-	65	60	53	52	62
Economic Freedom	-	-	-	-	-	7.11	7.31	7.19	7.17	7.16
Personal Freedom	-	-	-	-	-	7.17	7.26	7.87	7.90	7.16
Rule of Law	-	-	-	-	-	5.3	5.3	5.6	5.4	5.3
Procedural Justice	-	-	-	-	-	-	-	-	-	-
Civil Justice	-	-	-	-	-	-	-	-	-	-
Criminal Justice	-	-	-	-	-	-	-	-	-	-
Security and Safety	-	-	-	-	-	7.4	7.7	9.0	8.3	8.3
Homicide	-	-	-	-	-	2.2	3.1	7.0	4.9	4.9
Disappearance, Conflict, Terrorism	-	-	-	-	-	10.0	10.0	10.0	10.0	10.0
Women's Security, Safety	-	-	-	-	-	10.0	10.0	10.0	10.0	10.0
Movement	-	-	-	-	-	10.0	10.0	7.5	10.0	4.2
Freedom of Domestic Movement	-	-	-	-	-	10.0	10.0	10.0	10.0	10.0
Freedom of Foreign Movement	-	-	-	-	-	10.0	10.0	5.0	10.0	0.0
Women's Freedom of Movement	-	-	-	-	-	-	-	-	-	2.5
Religious Freedom	-	-	-	-	-	9.5	9.4	8.7	8.1	8.1
Freedom to Establish Religious Org.	-	-	-	-	-	-	-	-	-	-
Harassment and Physical Hostilities	-	-	-	-	-	9.9	9.8	10.0	9.9	9.9
Legal and Regulatory Restrictions	-	-	-	-	-	9.0	9.0	7.4	6.4	6.4
Assoc., Assembly, and Civil Society	-	-	-	-	-	-	-	-	-	-
Freedom of Association	-	-	-	-	-	-	-	-	-	-
Assembly and Demonstration	-	-	-	-	-	-	-	-	-	-
Est. & Operate Political Parties	-	-	-	-	-	-	-	-	-	-
Est. & Operate Professional Organizations	-	-	-	-	-	-	-	-	-	-
Est. & Operate Edu., Sporting, and Cultural	-	-	-	-	-	-	-	-	-	-
Expression and Information	-	-	-	-	-	7.5	7.6	7.7	7.7	7.7
Press Killed	-	-	-	-	-	10.0	10.0	10.0	10.0	10.0
Press Jailed	-	-	-	-	-	10.0	10.0	10.0	10.0	10.0
Laws and Reg. That Influence Media	-	-	-	-	-	4.7	4.7	4.7	4.7	4.7
Political Pressure, Control Media	-	-	-	-	-	5.3	5.8	6.0	6.0	6.0
Access to Cable and Satellite	-	-	-	-	-	-	-	-	-	-
Freedom of Access to Frgn. Info.	-	-	-	-	-	-	-	-	-	-
State Control over Internet Access	-	-	-	-	-	-	-	-	-	-
Identity and Relationships	-	-	-	-	-	5.0	5.0	10.0	10.0	10.0
Legal Gender	-	-	-	-	-	-	-	-	-	-
Same-Sex Relationships	-	-	-	-	-	5.0	5.0	10.0	10.0	10.0
Divorce	-	-	-	-	-	-	-	-	-	10.0

SIERRA LEONE

SUB-SAHARAN AFRICA

Ranking

132

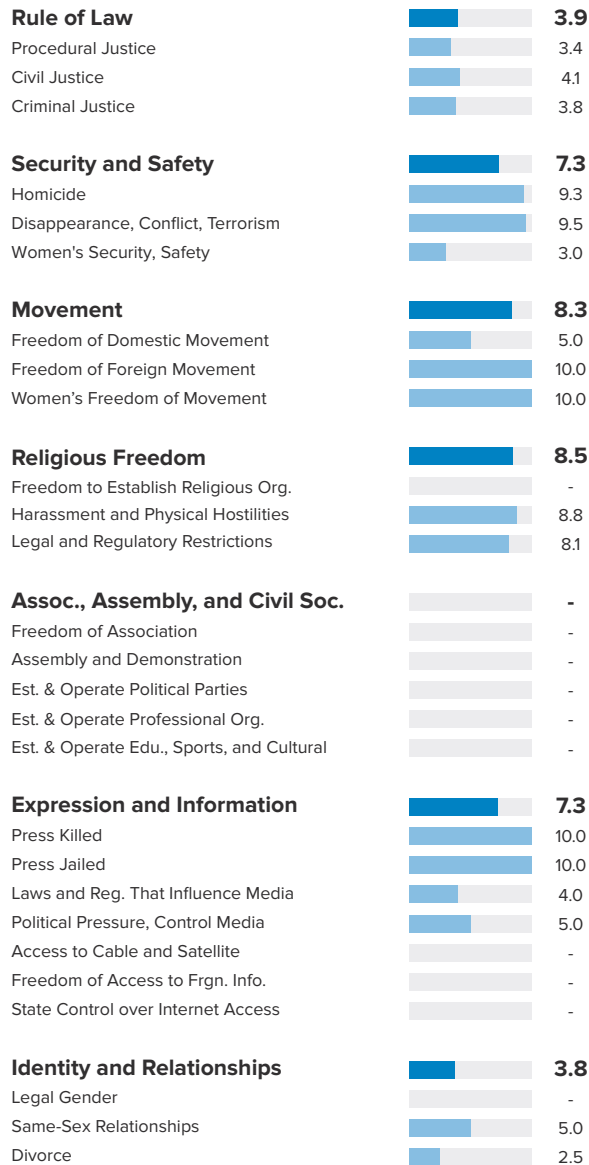
Score

5.99

Personal Freedom

112/162 Ranking

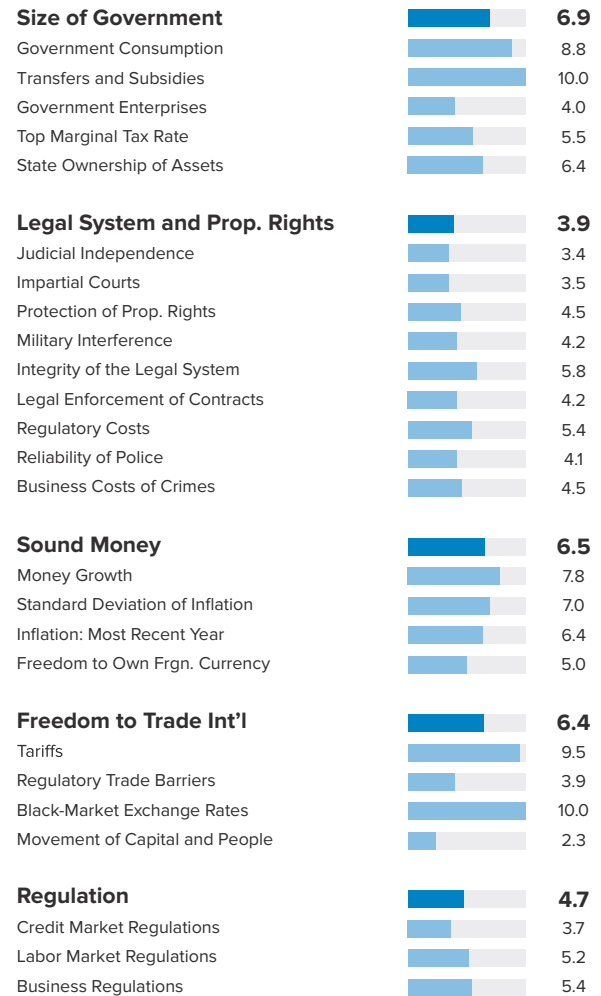
Score 6.27



Economic Freedom

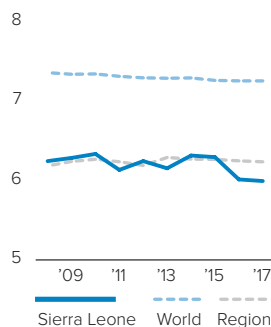
145/162 Ranking

Score 5.71

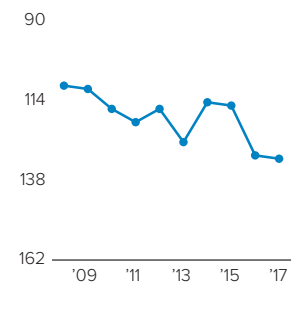


Human Freedom

Score over Time



Ranking over Time



SIERRA LEONE

SUB-SAHARAN AFRICA

	2008	2009	2010	2011	2012	2013	2014	2015	2016	2017
Human Freedom Ranking	6.24	6.28	6.33	6.13	6.24	6.15	6.31	6.29	6.01	5.99
	110	111	117	121	117	127	115	116	131	132
Economic Freedom	5.94	6.13	6.13	6.12	6.23	6.04	5.92	5.71	5.69	5.71
Personal Freedom	6.55	6.43	6.53	6.13	6.24	6.25	6.70	6.88	6.33	6.27
Rule of Law	4.8	4.8	4.8	4.8	4.1	4.1	4.0	4.1	3.9	3.9
Procedural Justice	5.3	5.3	5.3	5.3	4.4	4.4	4.4	4.7	3.4	3.4
Civil Justice	5.4	5.4	5.4	5.4	4.7	4.7	4.3	4.0	4.1	4.1
Criminal Justice	3.6	3.6	3.6	3.6	3.2	3.2	3.3	3.6	3.8	3.8
Security and Safety	6.5	6.4	6.4	7.1	7.2	7.3	7.0	7.3	7.3	7.3
Homicide	8.8	9.0	9.0	8.9	9.3	9.3	9.3	9.3	9.3	9.3
Disappearance, Conflict, Terrorism	10.0	9.5	9.5	9.5	9.5	9.5	8.5	9.5	9.5	9.5
Women's Security, Safety	0.8	0.8	0.8	2.8	2.8	3.1	3.1	3.1	3.1	3.0
Movement	5.0	5.0	5.0	3.3	5.0	5.0	6.7	8.3	5.0	8.3
Freedom of Domestic Movement	5.0	5.0	5.0	5.0	5.0	5.0	5.0	10.0	0.0	5.0
Freedom of Foreign Movement	0.0	0.0	0.0	0.0	5.0	5.0	10.0	10.0	10.0	10.0
Women's Freedom of Movement	10.0	10.0	10.0	5.0	5.0	5.0	5.0	5.0	5.0	10.0
Religious Freedom	10.0	9.9	9.9	9.1	9.1	9.0	9.9	9.1	8.5	8.5
Freedom to Establish Religious Org.	-	-	-	7.5	7.5	7.5	-	-	-	-
Harassment and Physical Hostilities	10.0	9.9	9.9	9.8	9.8	9.8	9.8	9.6	8.8	8.8
Legal and Regulatory Restrictions	10.0	10.0	10.0	10.0	10.0	9.6	10.0	8.5	8.1	8.1
Assoc., Assembly, and Civil Society	-	-	-	5.3	5.3	5.3	-	-	-	-
Freedom of Association	-	-	-	5.0	5.0	5.0	-	-	-	-
Assembly and Demonstration	-	-	-	5.0	5.0	5.0	-	-	-	-
Est. & Operate Political Parties	-	-	-	5.0	5.0	5.0	-	-	-	-
Est. & Operate Professional Organizations	-	-	-	5.0	5.0	5.0	-	-	-	-
Est. & Operate Edu., Sporting, and Cultural	-	-	-	6.3	6.3	6.3	-	-	-	-
Expression and Information	7.2	6.6	7.4	6.5	7.2	7.2	7.6	7.4	7.3	7.3
Press Killed	10.0	10.0	10.0	5.0	10.0	10.0	10.0	10.0	10.0	10.0
Press Jailed	10.0	10.0	10.0	10.0	10.0	10.0	10.0	10.0	10.0	10.0
Laws and Reg. That Influence Media	4.7	2.0	5.0	5.3	5.3	5.3	5.0	4.7	4.0	4.0
Political Pressure, Control Media	4.3	4.3	4.5	5.3	5.3	5.3	5.3	4.8	5.0	5.0
Access to Cable and Satellite	-	-	-	7.5	7.5	7.5	-	-	-	-
Freedom of Access to Frgn. Info.	-	-	-	5.0	5.0	5.0	-	-	-	-
State Control over Internet Access	-	-	-	7.5	7.5	7.5	-	-	-	-
Identity and Relationships	7.5	7.5	7.5	7.5	7.5	7.5	7.5	7.5	7.5	3.8
Legal Gender	-	-	-	-	-	-	-	-	-	-
Same-Sex Relationships	5.0	5.0	5.0	5.0	5.0	5.0	5.0	5.0	5.0	5.0
Divorce	10.0	10.0	10.0	10.0	10.0	10.0	10.0	10.0	10.0	2.5

SINGAPORE

SOUTH ASIA

Ranking

30

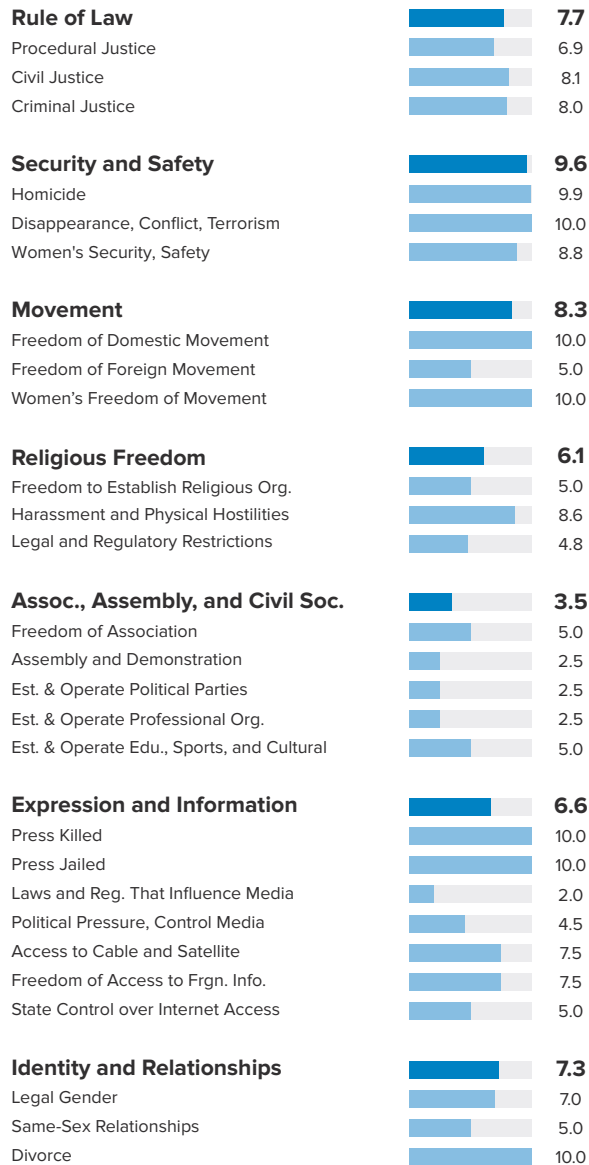
Score

8.11

Personal Freedom

61/162 Ranking

Score 7.50



Economic Freedom

2/162 Ranking

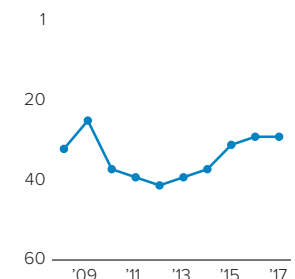
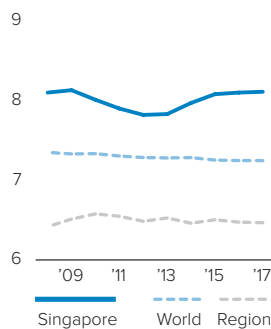
Score 8.71



Human Freedom

Score over Time

Ranking over Time



SINGAPORE

SOUTH ASIA

	2008	2009	2010	2011	2012	2013	2014	2015	2016	2017
Human Freedom Ranking	8.10	8.13	8.01	7.90	7.82	7.83	7.97	8.08	8.10	8.11
	33	26	38	40	42	40	38	32	30	30
Economic Freedom	8.76	8.64	8.58	8.58	8.47	8.47	8.67	8.68	8.69	8.71
Personal Freedom	7.44	7.62	7.45	7.21	7.16	7.20	7.27	7.48	7.51	7.50
Rule of Law	8.3	8.3	8.3	8.3	8.1	8.1	8.0	8.0	7.7	7.7
Procedural Justice	8.3	8.3	8.3	8.3	8.1	8.1	7.4	7.4	6.9	6.9
Civil Justice	7.9	7.9	7.9	7.9	7.7	7.7	8.4	8.5	8.1	8.1
Criminal Justice	8.7	8.7	8.7	8.7	8.5	8.5	8.2	8.3	8.0	8.0
Security and Safety	9.9	9.9	10.0	9.1	9.1	9.1	9.1	9.1	9.1	9.6
Homicide	9.8	9.8	9.9	9.9	9.9	9.9	9.9	9.9	9.9	9.9
Disappearance, Conflict, Terrorism	10.0	10.0	10.0	10.0	10.0	10.0	10.0	10.0	10.0	10.0
Women's Security, Safety	10.0	10.0	10.0	7.5	7.5	7.5	7.5	7.5	7.5	8.8
Movement	6.7	6.7	6.7	6.7	6.7	6.7	6.7	8.3	10.0	8.3
Freedom of Domestic Movement	5.0	5.0	5.0	5.0	5.0	5.0	5.0	10.0	10.0	10.0
Freedom of Foreign Movement	5.0	5.0	5.0	5.0	5.0	5.0	5.0	5.0	10.0	5.0
Women's Freedom of Movement	10.0	10.0	10.0	10.0	10.0	10.0	10.0	10.0	10.0	10.0
Religious Freedom	5.1	5.2	4.8	5.1	5.1	5.5	5.5	6.0	6.1	6.1
Freedom to Establish Religious Org.	4.2	4.2	4.2	5.0	5.0	5.0	5.0	5.0	5.0	5.0
Harassment and Physical Hostilities	7.8	7.8	7.1	7.2	7.3	7.5	7.4	8.9	8.6	8.6
Legal and Regulatory Restrictions	3.2	3.6	3.1	3.1	3.1	3.9	4.2	4.2	4.8	4.8
Assoc., Assembly, and Civil Society	4.3	4.3	4.3	3.0	3.0	3.0	3.5	3.5	3.5	3.5
Freedom of Association	5.0	5.0	5.0	2.5	2.5	2.5	5.0	5.0	5.0	5.0
Assembly and Demonstration	2.5	2.5	2.5	0.0	0.0	0.0	2.5	2.5	2.5	2.5
Est. & Operate Political Parties	4.2	4.2	4.2	5.0	5.0	5.0	2.5	2.5	2.5	2.5
Est. & Operate Professional Organizations	5.4	5.4	5.4	2.5	2.5	2.5	2.5	2.5	2.5	2.5
Est. & Operate Edu., Sporting, and Cultural	4.2	4.2	4.2	5.0	5.0	5.0	5.0	5.0	5.0	5.0
Expression and Information	5.4	7.0	5.7	6.3	6.3	6.3	6.6	6.6	6.1	6.6
Press Killed	10.0	10.0	10.0	10.0	10.0	10.0	10.0	10.0	10.0	10.0
Press Jailed	7.9	10.0	10.0	10.0	10.0	10.0	10.0	10.0	6.4	10.0
Laws and Reg. That Influence Media	2.0	7.7	2.0	2.0	2.0	2.0	2.0	2.0	2.0	2.0
Political Pressure, Control Media	4.3	7.8	4.3	4.5	4.5	4.5	4.5	4.5	4.5	4.5
Access to Cable and Satellite	6.7	6.7	6.7	5.0	5.0	5.0	7.5	7.5	7.5	7.5
Freedom of Access to Frgn. Info.	3.3	3.3	3.3	7.5	7.5	7.5	7.5	7.5	7.5	7.5
State Control over Internet Access	3.3	3.3	3.3	5.0	5.0	5.0	5.0	5.0	5.0	5.0
Identity and Relationships	7.5	7.5	7.5	7.5	7.5	7.5	7.5	7.3	7.3	7.3
Legal Gender	-	-	-	-	-	-	-	7.0	7.0	7.0
Same-Sex Relationships	5.0	5.0	5.0	5.0	5.0	5.0	5.0	5.0	5.0	5.0
Divorce	10.0	10.0	10.0	10.0	10.0	10.0	10.0	10.0	10.0	10.0

SLOVAK REPUBLIC

EASTERN EUROPE

Ranking

33

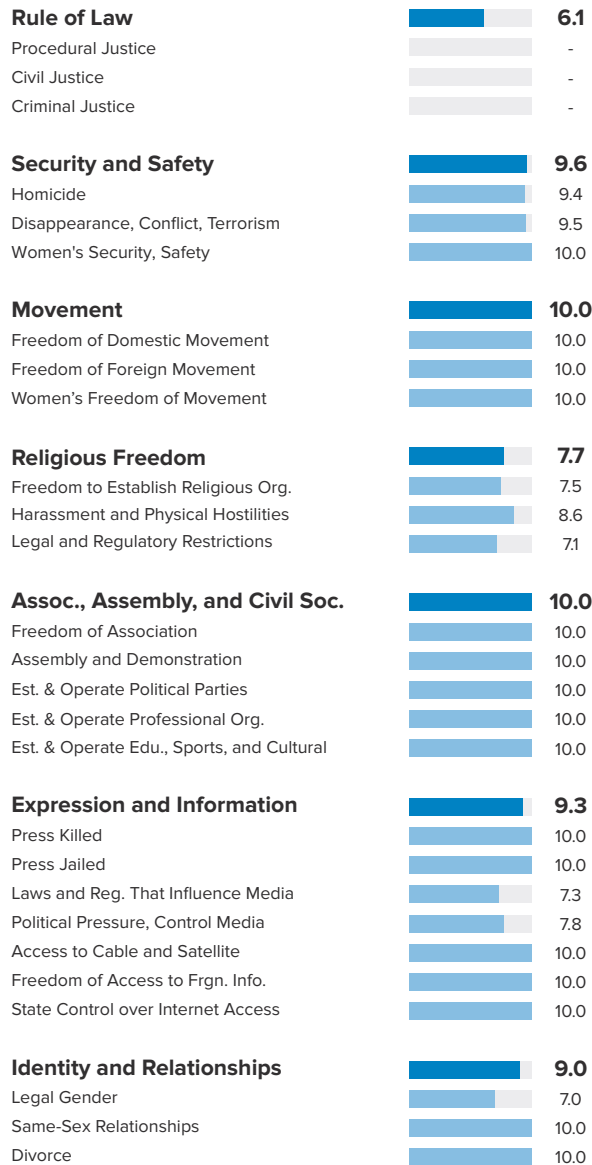
Score

8.02

Personal Freedom

33/162 Ranking

Score 8.54



Economic Freedom

40/162 Ranking

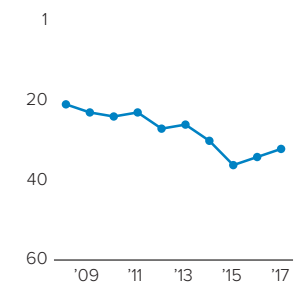
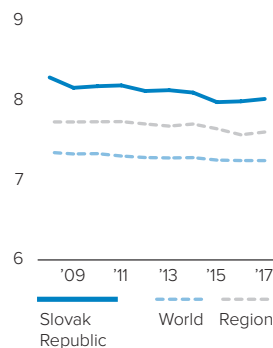
Score 7.51



Human Freedom

Score over Time

Ranking over Time



SLOVAK REPUBLIC

EASTERN EUROPE

	2008	2009	2010	2011	2012	2013	2014	2015	2016	2017
Human Freedom Ranking	8.29 22	8.16 24	8.18 25	8.19 24	8.12 28	8.13 27	8.10 31	7.98 37	7.99 35	8.02 33
Economic Freedom	7.72	7.52	7.58	7.57	7.48	7.50	7.54	7.37	7.41	7.51
Personal Freedom	8.87	8.81	8.77	8.81	8.76	8.76	8.66	8.59	8.58	8.54
Rule of Law	6.3	6.2	6.3	6.3	5.9	5.9	5.9	6.0	6.2	6.1
Procedural Justice	-	-	-	-	-	-	-	-	-	-
Civil Justice	-	-	-	-	-	-	-	-	-	-
Criminal Justice	-	-	-	-	-	-	-	-	-	-
Security and Safety	9.8	9.8	9.6	9.6	9.7	9.7	9.7	9.7	9.7	9.6
Homicide	9.4	9.4	9.4	9.3	9.5	9.5	9.5	9.7	9.6	9.4
Disappearance, Conflict, Terrorism	10.0	10.0	9.5	9.5	9.5	9.5	9.5	9.5	9.5	9.5
Women's Security, Safety	10.0	10.0	10.0	10.0	10.0	10.0	10.0	10.0	10.0	10.0
Movement	10.0	10.0	10.0	10.0	10.0	10.0	10.0	10.0	10.0	10.0
Freedom of Domestic Movement	10.0	10.0	10.0	10.0	10.0	10.0	10.0	10.0	10.0	10.0
Freedom of Foreign Movement	10.0	10.0	10.0	10.0	10.0	10.0	10.0	10.0	10.0	10.0
Women's Freedom of Movement	10.0	10.0	10.0	10.0	10.0	10.0	10.0	10.0	10.0	10.0
Religious Freedom	9.8	9.3	9.2	8.8	9.2	9.3	8.4	8.1	7.7	7.7
Freedom to Establish Religious Org.	10.0	10.0	10.0	10.0	10.0	10.0	7.5	7.5	7.5	7.5
Harassment and Physical Hostilities	10.0	9.7	9.6	8.6	9.0	9.2	9.5	8.9	8.6	8.6
Legal and Regulatory Restrictions	9.4	8.3	8.2	7.9	8.7	8.7	8.3	8.0	7.1	7.1
Assoc., Assembly, and Civil Society	9.3	9.3	9.3	10.0	10.0	10.0	10.0	10.0	10.0	10.0
Freedom of Association	10.0	10.0	10.0	10.0	10.0	10.0	10.0	10.0	10.0	10.0
Assembly and Demonstration	10.0	10.0	10.0	10.0	10.0	10.0	10.0	10.0	10.0	10.0
Est. & Operate Political Parties	10.0	10.0	10.0	10.0	10.0	10.0	10.0	10.0	10.0	10.0
Est. & Operate Professional Organizations	8.3	8.3	8.3	10.0	10.0	10.0	10.0	10.0	10.0	10.0
Est. & Operate Edu., Sporting, and Cultural	8.3	8.3	8.3	10.0	10.0	10.0	10.0	10.0	10.0	10.0
Expression and Information	9.3	9.3	9.4	9.4	9.4	9.3	9.3	9.3	9.3	9.3
Press Killed	10.0	10.0	10.0	10.0	10.0	10.0	10.0	10.0	10.0	10.0
Press Jailed	10.0	10.0	10.0	10.0	10.0	10.0	10.0	10.0	10.0	10.0
Laws and Reg. That Influence Media	7.7	7.3	8.0	8.3	8.0	7.7	7.7	7.7	7.3	7.3
Political Pressure, Control Media	7.8	7.5	7.8	7.8	7.8	7.8	7.8	7.8	7.8	7.8
Access to Cable and Satellite	10.0	10.0	10.0	10.0	10.0	10.0	10.0	10.0	10.0	10.0
Freedom of Access to Frgn. Info.	10.0	10.0	10.0	10.0	10.0	10.0	10.0	10.0	10.0	10.0
State Control over Internet Access	10.0	10.0	10.0	10.0	10.0	10.0	10.0	10.0	10.0	10.0
Identity and Relationships	10.0	10.0	10.0	10.0	10.0	10.0	10.0	9.0	9.0	9.0
Legal Gender	-	-	-	-	-	-	-	7.0	7.0	7.0
Same-Sex Relationships	10.0	10.0	10.0	10.0	10.0	10.0	10.0	10.0	10.0	10.0
Divorce	10.0	10.0	10.0	10.0	10.0	10.0	10.0	10.0	10.0	10.0

SLOVENIA

EASTERN EUROPE

Ranking

35

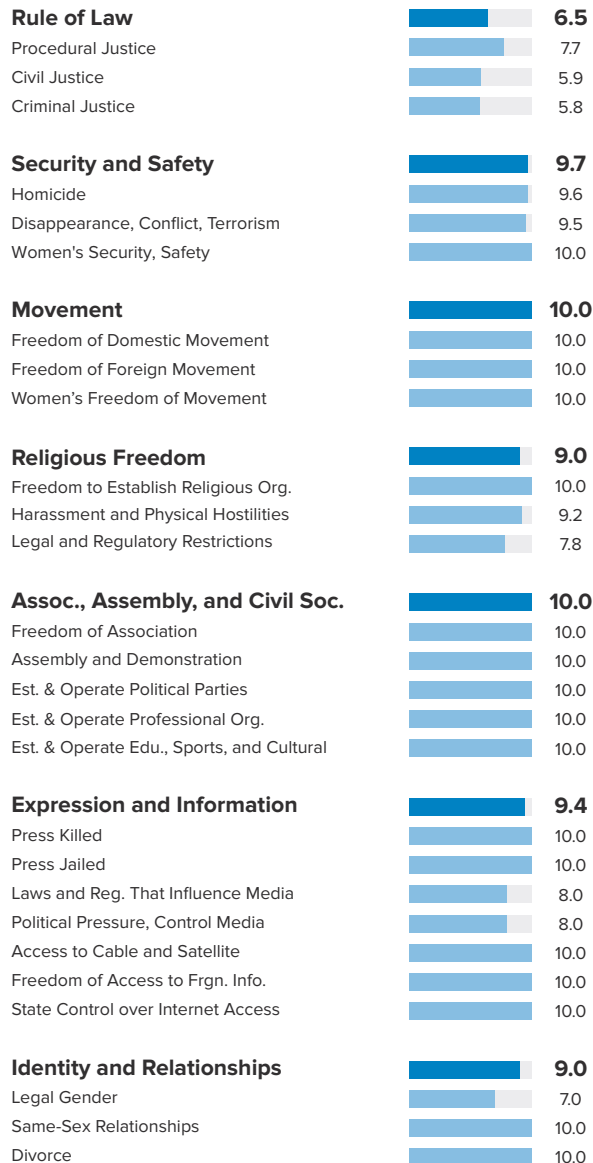
Score

7.97

Personal Freedom

23/162 Ranking

Score 8.78



Economic Freedom

67/162 Ranking

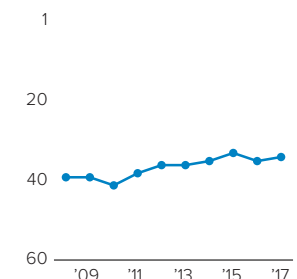
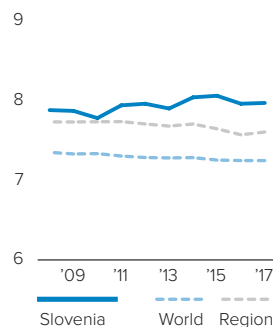
Score 7.15



Human Freedom

Score over Time

Ranking over Time



SLOVENIA

EASTERN EUROPE

	2008	2009	2010	2011	2012	2013	2014	2015	2016	2017
Human Freedom Ranking	7.88	7.87	7.78	7.94	7.96	7.90	8.04	8.06	7.96	7.97
Economic Freedom	7.12	7.11	6.94	7.01	7.01	6.87	7.14	7.20	7.13	7.15
Personal Freedom	8.64	8.63	8.62	8.87	8.91	8.92	8.94	8.93	8.80	8.78
Rule of Law	6.7	6.7	6.7	6.7	6.8	6.8	6.9	7.0	6.5	6.5
Procedural Justice	8.2	8.2	8.2	8.2	8.4	8.4	8.0	8.0	7.7	7.7
Civil Justice	6.0	6.0	6.0	6.0	6.1	6.1	6.4	6.4	5.9	5.9
Criminal Justice	5.9	5.9	5.9	5.9	5.8	5.8	6.3	6.6	5.8	5.8
Security and Safety	9.8	9.7	9.7	9.7	9.7	9.8	9.7	9.7	9.8	9.7
Homicide	9.8	9.7	9.7	9.7	9.7	9.8	9.7	9.6	9.8	9.6
Disappearance, Conflict, Terrorism	9.5	9.5	9.5	9.5	9.5	9.5	9.5	9.5	9.5	9.5
Women's Security, Safety	10.0	10.0	10.0	10.0	10.0	10.0	10.0	10.0	10.0	10.0
Movement	10.0	10.0	10.0	10.0	10.0	10.0	10.0	10.0	10.0	10.0
Freedom of Domestic Movement	10.0	10.0	10.0	10.0	10.0	10.0	10.0	10.0	10.0	10.0
Freedom of Foreign Movement	10.0	10.0	10.0	10.0	10.0	10.0	10.0	10.0	10.0	10.0
Women's Freedom of Movement	10.0	10.0	10.0	10.0	10.0	10.0	10.0	10.0	10.0	10.0
Religious Freedom	7.2	7.2	7.1	8.4	8.5	8.6	8.5	9.1	9.0	9.0
Freedom to Establish Religious Org.	6.7	6.7	6.7	10.0	10.0	10.0	10.0	10.0	10.0	10.0
Harassment and Physical Hostilities	8.3	8.7	8.4	8.5	8.7	8.7	8.9	9.8	9.2	9.2
Legal and Regulatory Restrictions	6.6	6.1	6.3	6.6	6.9	7.0	6.5	7.5	7.8	7.8
Assoc., Assembly, and Civil Society	8.8	8.8	8.8	10.0	10.0	10.0	10.0	10.0	10.0	10.0
Freedom of Association	10.0	10.0	10.0	10.0	10.0	10.0	10.0	10.0	10.0	10.0
Assembly and Demonstration	10.0	10.0	10.0	10.0	10.0	10.0	10.0	10.0	10.0	10.0
Est. & Operate Political Parties	8.3	8.3	8.3	10.0	10.0	10.0	10.0	10.0	10.0	10.0
Est. & Operate Professional Organizations	7.1	7.1	7.1	10.0	10.0	10.0	10.0	10.0	10.0	10.0
Est. & Operate Edu., Sporting, and Cultural	8.3	8.3	8.3	10.0	10.0	10.0	10.0	10.0	10.0	10.0
Expression and Information	9.3	9.3	9.3	9.3	9.3	9.3	9.3	9.4	9.4	9.4
Press Killed	10.0	10.0	10.0	10.0	10.0	10.0	10.0	10.0	10.0	10.0
Press Jailed	10.0	10.0	10.0	10.0	10.0	10.0	10.0	10.0	10.0	10.0
Laws and Reg. That Influence Media	7.7	8.3	7.3	7.3	8.0	8.0	7.7	8.0	8.0	8.0
Political Pressure, Control Media	7.5	6.8	7.5	7.5	7.3	7.3	7.5	8.0	8.0	8.0
Access to Cable and Satellite	10.0	10.0	10.0	10.0	10.0	10.0	10.0	10.0	10.0	10.0
Freedom of Access to Frgn. Info.	10.0	10.0	10.0	10.0	10.0	10.0	10.0	10.0	10.0	10.0
State Control over Internet Access	10.0	10.0	10.0	10.0	10.0	10.0	10.0	10.0	10.0	10.0
Identity and Relationships	10.0	10.0	10.0	10.0	10.0	10.0	10.0	9.0	9.0	9.0
Legal Gender	-	-	-	-	-	-	-	7.0	7.0	7.0
Same-Sex Relationships	10.0	10.0	10.0	10.0	10.0	10.0	10.0	10.0	10.0	10.0
Divorce	10.0	10.0	10.0	10.0	10.0	10.0	10.0	10.0	10.0	10.0

SOUTH AFRICA

SUB-SAHARAN AFRICA

Ranking

64

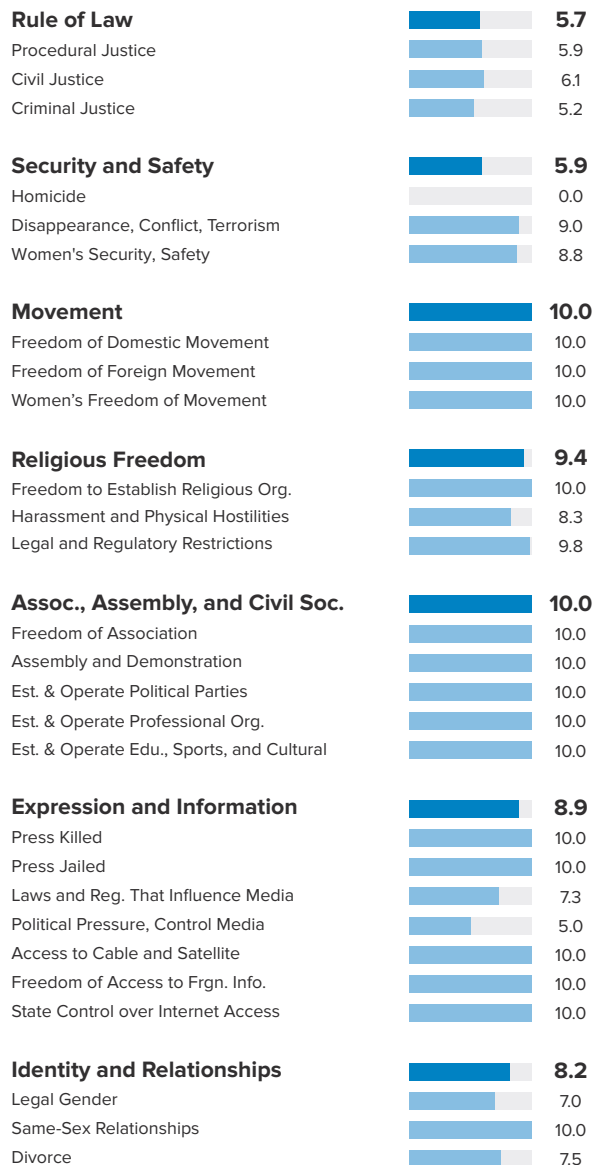
Score

7.08

Personal Freedom

58/162 Ranking

Score 7.55



Economic Freedom

101/162 Ranking

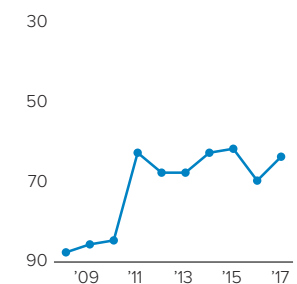
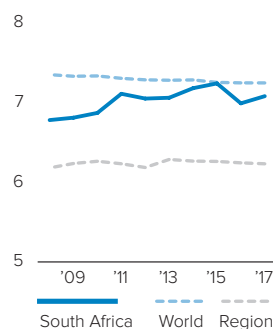
Score 6.61



Human Freedom

Score over Time

Ranking over Time



SOUTH AFRICA

SUB-SAHARAN AFRICA

	2008	2009	2010	2011	2012	2013	2014	2015	2016	2017
Human Freedom Ranking	6.78	6.81	6.87	7.11	7.05	7.06	7.18	7.24	6.99	7.08
Economic Freedom	6.65	6.70	6.83	6.90	6.86	6.87	6.77	6.76	6.58	6.61
Personal Freedom	6.92	6.92	6.91	7.33	7.24	7.24	7.59	7.72	7.41	7.55
Rule of Law	5.4	5.4	5.4	5.4	5.1	5.1	5.4	5.7	5.7	5.7
Procedural Justice	5.9	5.9	5.9	5.9	5.4	5.4	5.6	5.7	5.9	5.9
Civil Justice	5.5	5.5	5.5	5.5	5.3	5.3	5.6	6.1	6.1	6.1
Criminal Justice	4.9	4.9	4.9	4.9	4.5	4.5	5.0	5.2	5.2	5.2
Security and Safety	4.5	4.5	4.5	6.2	6.2	6.2	6.2	6.3	6.3	5.9
Homicide	0.0	0.0	0.0	0.0	0.0	0.0	0.0	0.0	0.0	0.0
Disappearance, Conflict, Terrorism	8.5	8.5	8.5	8.5	8.5	8.5	8.5	9.0	9.0	9.0
Women's Security, Safety	5.0	5.0	5.0	10.0	10.0	10.0	10.0	10.0	10.0	8.8
Movement	8.3	8.3	8.3	10.0	10.0	10.0	10.0	10.0	6.7	10.0
Freedom of Domestic Movement	10.0	10.0	10.0	10.0	10.0	10.0	10.0	10.0	5.0	10.0
Freedom of Foreign Movement	10.0	10.0	10.0	10.0	10.0	10.0	10.0	10.0	5.0	10.0
Women's Freedom of Movement	5.0	5.0	5.0	10.0	10.0	10.0	10.0	10.0	10.0	10.0
Religious Freedom	8.0	8.0	8.0	7.7	7.7	7.6	8.1	9.2	9.4	9.4
Freedom to Establish Religious Org.	8.8	8.8	8.8	8.8	8.8	8.8	10.0	10.0	10.0	10.0
Harassment and Physical Hostilities	9.2	9.0	8.8	8.3	8.5	8.4	8.7	8.3	8.3	8.3
Legal and Regulatory Restrictions	6.1	6.4	6.5	6.0	5.9	5.7	5.7	9.5	9.8	9.8
Assoc., Assembly, and Civil Society	8.9	8.9	8.9	8.0	8.0	8.0	10.0	10.0	10.0	10.0
Freedom of Association	10.0	10.0	10.0	10.0	10.0	10.0	10.0	10.0	10.0	10.0
Assembly and Demonstration	10.0	10.0	10.0	10.0	10.0	10.0	10.0	10.0	10.0	10.0
Est. & Operate Political Parties	8.8	8.8	8.8	7.5	7.5	7.5	10.0	10.0	10.0	10.0
Est. & Operate Professional Organizations	7.1	7.1	7.1	5.0	5.0	5.0	10.0	10.0	10.0	10.0
Est. & Operate Edu., Sporting, and Cultural	8.8	8.8	8.8	7.5	7.5	7.5	10.0	10.0	10.0	10.0
Expression and Information	9.1	9.1	9.1	8.7	8.6	8.7	8.8	9.0	8.9	8.9
Press Killed	10.0	10.0	10.0	10.0	10.0	10.0	9.4	10.0	10.0	10.0
Press Jailed	10.0	10.0	10.0	10.0	10.0	10.0	10.0	10.0	10.0	10.0
Laws and Reg. That Influence Media	7.0	7.0	7.0	6.7	6.7	7.0	6.7	7.0	7.3	7.3
Political Pressure, Control Media	7.0	7.0	6.5	6.5	6.3	6.5	5.8	5.8	5.0	5.0
Access to Cable and Satellite	10.0	10.0	10.0	10.0	10.0	10.0	10.0	10.0	10.0	10.0
Freedom of Access to Frgn. Info.	10.0	10.0	10.0	10.0	10.0	10.0	10.0	10.0	10.0	10.0
State Control over Internet Access	10.0	10.0	10.0	7.5	7.5	7.5	10.0	10.0	10.0	10.0
Identity and Relationships	10.0	10.0	10.0	10.0	10.0	10.0	10.0	9.0	9.0	8.2
Legal Gender	-	-	-	-	-	-	-	7.0	7.0	7.0
Same-Sex Relationships	10.0	10.0	10.0	10.0	10.0	10.0	10.0	10.0	10.0	10.0
Divorce	10.0	10.0	10.0	10.0	10.0	10.0	10.0	10.0	10.0	7.5

SPAIN

WESTERN EUROPE

Ranking

29

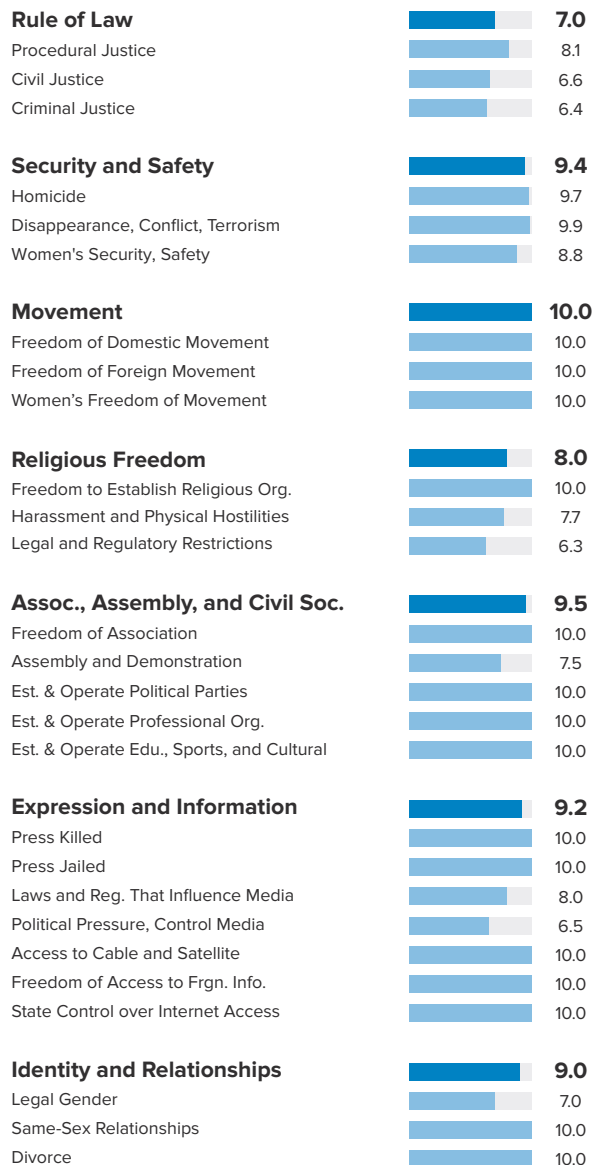
Score

8.12

Personal Freedom

30/162 Ranking

Score 8.69



Economic Freedom

36/162 Ranking

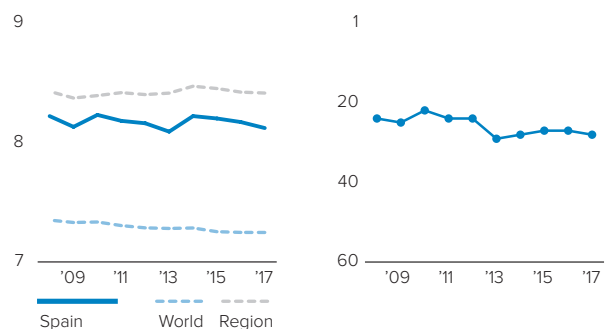
Score 7.55



Human Freedom

Score over Time

Ranking over Time



SPAIN

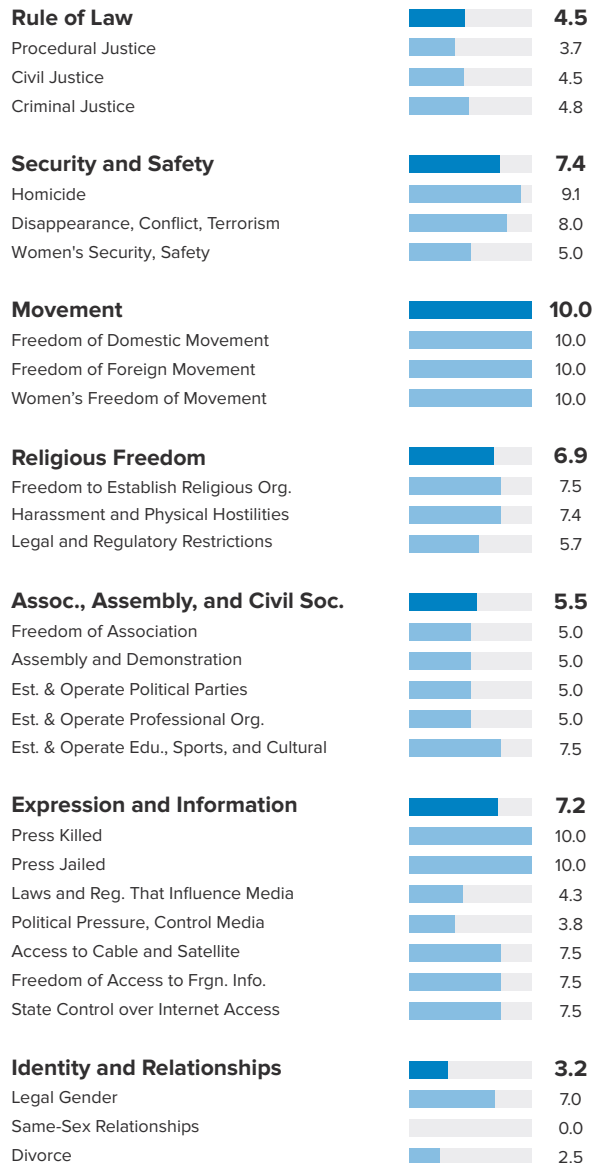
WESTERN EUROPE

	2008	2009	2010	2011	2012	2013	2014	2015	2016	2017
Human Freedom Ranking	8.22	8.13	8.23	8.18	8.16	8.09	8.22	8.20	8.17	8.12
	25	26	23	25	25	30	29	28	28	29
Economic Freedom	7.48	7.34	7.46	7.57	7.47	7.42	7.53	7.63	7.65	7.55
Personal Freedom	8.95	8.93	9.00	8.79	8.84	8.76	8.91	8.76	8.70	8.69
Rule of Law	7.3	7.3	7.3	7.3	6.9	6.9	6.9	7.0	7.0	7.0
Procedural Justice	8.5	8.5	8.5	8.5	8.3	8.3	8.2	8.1	8.1	8.1
Civil Justice	6.5	6.5	6.5	6.5	6.2	6.2	6.4	6.5	6.6	6.6
Criminal Justice	6.9	6.9	6.9	6.9	6.2	6.2	6.2	6.3	6.4	6.4
Security and Safety	8.9	8.9	9.1	9.1	9.8	9.5	9.5	9.5	9.5	9.4
Homicide	9.6	9.6	9.7	9.7	9.7	9.7	9.7	9.7	9.7	9.7
Disappearance, Conflict, Terrorism	7.4	7.5	8.0	8.0	10.0	10.0	10.0	10.0	10.0	9.9
Women's Security, Safety	9.8	9.8	9.8	9.8	9.8	8.8	8.8	8.8	8.8	8.8
Movement	10.0	10.0	10.0	10.0	10.0	10.0	10.0	10.0	10.0	10.0
Freedom of Domestic Movement	10.0	10.0	10.0	10.0	10.0	10.0	10.0	10.0	10.0	10.0
Freedom of Foreign Movement	10.0	10.0	10.0	10.0	10.0	10.0	10.0	10.0	10.0	10.0
Women's Freedom of Movement	10.0	10.0	10.0	10.0	10.0	10.0	10.0	10.0	10.0	10.0
Religious Freedom	9.6	9.4	9.6	8.6	8.5	8.5	9.4	8.8	8.0	8.0
Freedom to Establish Religious Org.	10.0	10.0	10.0	7.5	7.5	7.5	10.0	10.0	10.0	10.0
Harassment and Physical Hostilities	9.4	9.2	9.2	9.9	9.7	9.6	9.6	8.9	7.7	7.7
Legal and Regulatory Restrictions	9.5	8.9	9.4	8.5	8.4	8.5	8.5	7.4	6.3	6.3
Assoc., Assembly, and Civil Society	10.0	10.0	10.0	9.3	9.3	9.3	9.5	9.5	9.5	9.5
Freedom of Association	10.0	10.0	10.0	10.0	10.0	10.0	10.0	10.0	10.0	10.0
Assembly and Demonstration	10.0	10.0	10.0	10.0	10.0	10.0	7.5	7.5	7.5	7.5
Est. & Operate Political Parties	10.0	10.0	10.0	8.8	8.8	8.8	10.0	10.0	10.0	10.0
Est. & Operate Professional Organizations	10.0	10.0	10.0	8.8	8.8	8.8	10.0	10.0	10.0	10.0
Est. & Operate Edu., Sporting, and Cultural	10.0	10.0	10.0	8.8	8.8	8.8	10.0	10.0	10.0	10.0
Expression and Information	9.3	9.3	9.3	9.0	8.9	8.9	9.2	9.2	9.2	9.2
Press Killed	10.0	10.0	10.0	10.0	10.0	10.0	10.0	10.0	10.0	10.0
Press Jailed	10.0	10.0	10.0	10.0	10.0	10.0	10.0	10.0	10.0	10.0
Laws and Reg. That Influence Media	8.3	8.3	8.7	8.7	8.3	8.0	8.0	8.0	8.0	8.0
Political Pressure, Control Media	6.5	6.5	6.8	6.5	6.5	6.5	6.5	6.5	6.5	6.5
Access to Cable and Satellite	10.0	10.0	10.0	7.5	7.5	7.5	10.0	10.0	10.0	10.0
Freedom of Access to Frgn. Info.	10.0	10.0	10.0	10.0	10.0	10.0	10.0	10.0	10.0	10.0
State Control over Internet Access	10.0	10.0	10.0	10.0	10.0	10.0	10.0	10.0	10.0	10.0
Identity and Relationships	10.0	10.0	10.0	10.0	10.0	10.0	10.0	9.0	9.0	9.0
Legal Gender	-	-	-	-	-	-	-	7.0	7.0	7.0
Same-Sex Relationships	10.0	10.0	10.0	10.0	10.0	10.0	10.0	10.0	10.0	10.0
Divorce	10.0	10.0	10.0	10.0	10.0	10.0	10.0	10.0	10.0	10.0

Personal Freedom

114/162 Ranking

Score 6.25



Economic Freedom

104/162 Ranking

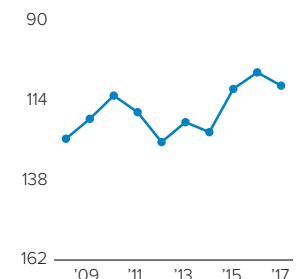
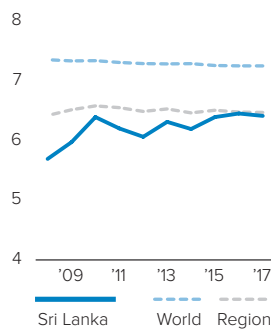
Score 6.57



Human Freedom

Score over Time

Ranking over Time



SRI LANKA

SOUTH ASIA

	2008	2009	2010	2011	2012	2013	2014	2015	2016	2017
Human Freedom Ranking	5.69 126	5.97 120	6.39 113	6.20 118	6.06 127	6.31 121	6.19 124	6.39 111	6.45 106	6.41 110
Economic Freedom	6.15	6.27	6.53	6.64	6.59	6.75	6.70	6.76	6.62	6.57
Personal Freedom	5.24	5.67	6.25	5.75	5.53	5.86	5.69	6.03	6.28	6.25
Rule of Law	5.2	5.2	5.2	5.2	4.3	4.3	4.2	4.5	4.5	4.5
Procedural Justice	4.1	4.1	4.1	4.1	4.1	4.1	3.3	4.4	3.7	3.7
Civil Justice	5.2	5.2	5.2	5.2	4.1	4.1	4.7	4.2	4.5	4.5
Criminal Justice	6.2	6.2	6.2	6.2	4.9	4.9	4.5	4.9	4.8	4.8
Security and Safety	4.9	5.9	8.0	7.7	7.7	8.1	8.1	8.2	8.5	7.4
Homicide	6.0	7.8	8.5	8.6	8.7	8.8	8.9	9.1	9.0	9.1
Disappearance, Conflict, Terrorism	1.1	2.5	8.0	7.0	7.0	8.0	7.9	8.0	9.0	8.0
Women's Security, Safety	7.5	7.5	7.5	7.5	7.5	7.5	7.5	7.5	7.5	5.0
Movement	3.3	5.0	5.0	5.0	5.0	6.7	6.7	6.7	8.3	10.0
Freedom of Domestic Movement	0.0	5.0	5.0	5.0	5.0	5.0	5.0	5.0	10.0	10.0
Freedom of Foreign Movement	0.0	0.0	0.0	5.0	5.0	5.0	5.0	5.0	5.0	10.0
Women's Freedom of Movement	10.0	10.0	10.0	5.0	5.0	10.0	10.0	10.0	10.0	10.0
Religious Freedom	9.0	9.1	9.0	6.0	5.8	6.7	7.3	6.9	6.9	6.9
Freedom to Establish Religious Org.	8.3	8.3	8.3	6.3	6.3	6.3	7.5	7.5	7.5	7.5
Harassment and Physical Hostilities	9.8	9.9	10.0	7.5	6.5	7.6	8.1	7.0	7.4	7.4
Legal and Regulatory Restrictions	8.8	9.1	8.5	4.3	4.6	6.2	6.5	6.2	5.7	5.7
Assoc., Assembly, and Civil Society	7.8	7.8	7.8	7.3	7.3	7.3	5.5	5.5	5.5	5.5
Freedom of Association	7.5	7.5	7.5	7.5	7.5	7.5	5.0	5.0	5.0	5.0
Assembly and Demonstration	7.5	7.5	7.5	7.5	7.5	7.5	5.0	5.0	5.0	5.0
Est. & Operate Political Parties	7.1	7.1	7.1	8.8	8.8	8.8	5.0	5.0	5.0	5.0
Est. & Operate Professional Organizations	8.3	8.3	8.3	6.3	6.3	6.3	5.0	5.0	5.0	5.0
Est. & Operate Edu., Sporting, and Cultural	8.3	8.3	8.3	6.3	6.3	6.3	7.5	7.5	7.5	7.5
Expression and Information	7.2	7.0	7.8	7.1	7.0	7.0	6.7	7.1	7.2	7.2
Press Killed	6.7	5.0	10.0	10.0	10.0	10.0	10.0	10.0	10.0	10.0
Press Jailed	8.5	9.5	10.0	10.0	10.0	10.0	10.0	10.0	10.0	10.0
Laws and Reg. That Influence Media	3.0	2.3	2.3	2.3	2.3	2.3	2.3	3.7	4.3	4.3
Political Pressure, Control Media	2.0	2.0	2.5	2.3	2.0	1.8	1.8	3.5	3.8	3.8
Access to Cable and Satellite	10.0	10.0	10.0	10.0	10.0	10.0	7.5	7.5	7.5	7.5
Freedom of Access to Frgn. Info.	10.0	10.0	10.0	7.5	7.5	7.5	7.5	7.5	7.5	7.5
State Control over Internet Access	10.0	10.0	10.0	7.5	7.5	7.5	7.5	7.5	7.5	7.5
Identity and Relationships	0.0	0.0	0.0	0.0	0.0	0.0	0.0	2.3	2.3	3.2
Legal Gender	-	-	-	-	-	-	-	7.0	7.0	7.0
Same-Sex Relationships	0.0	0.0	0.0	0.0	0.0	0.0	0.0	0.0	0.0	0.0
Divorce	0.0	0.0	0.0	0.0	0.0	0.0	0.0	0.0	0.0	2.5

SUDAN

SUB-SAHARAN AFRICA

Ranking

159

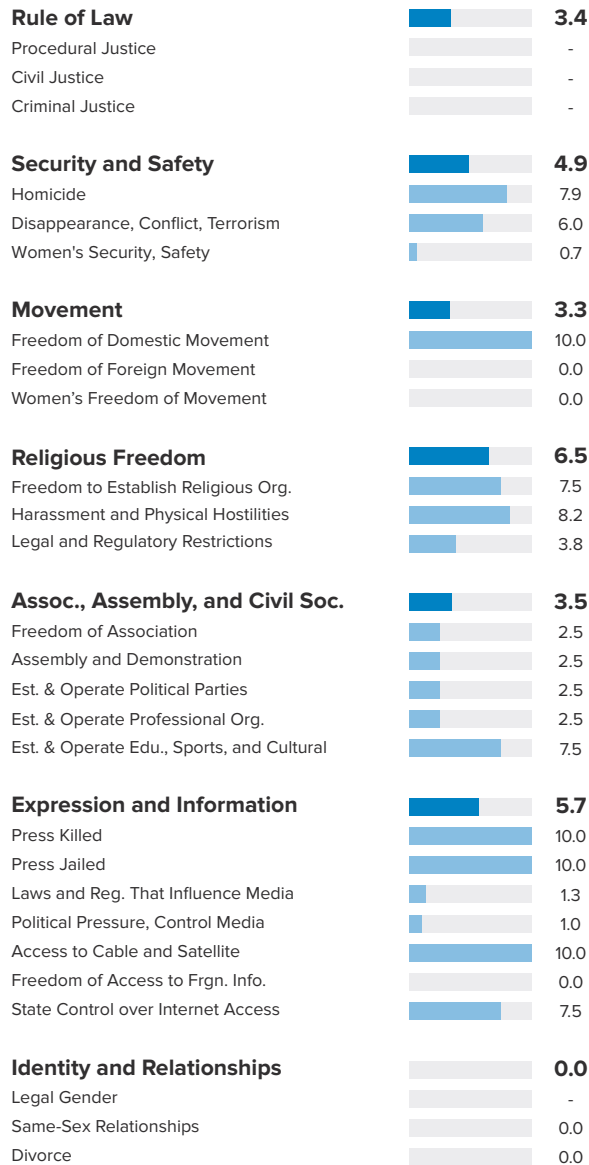
Score

4.32

Personal Freedom

158/162 Ranking

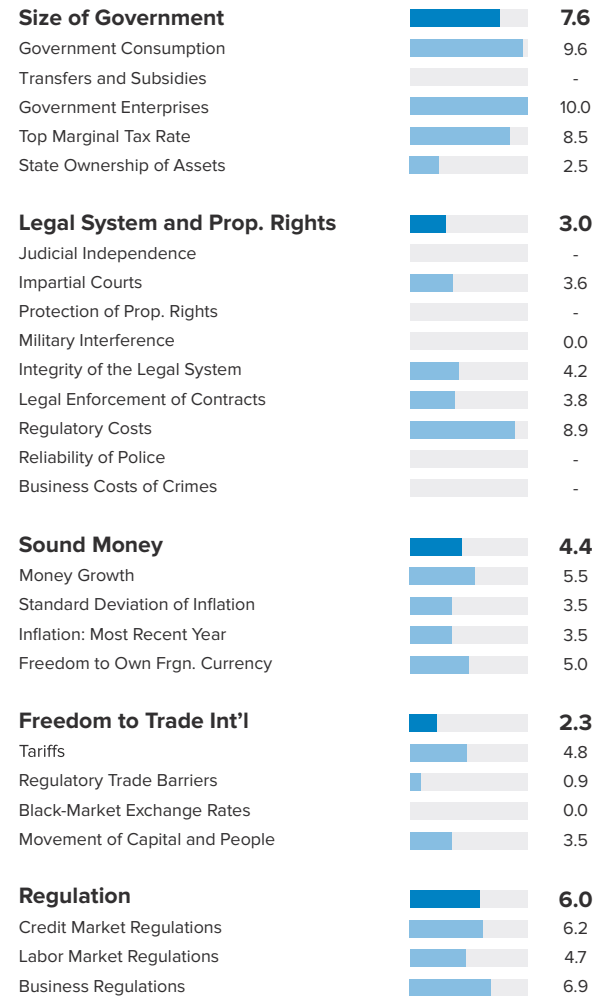
Score 3.97



Economic Freedom

160/162 Ranking

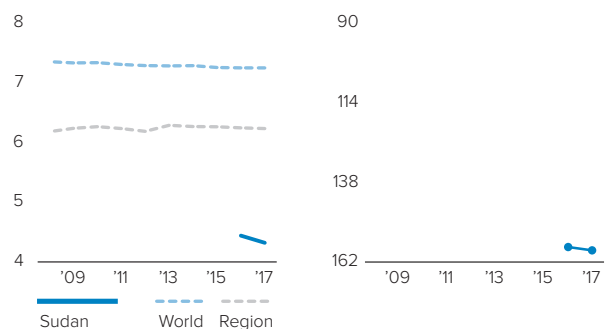
Score 4.67



Human Freedom

Score over Time

Ranking over Time



SUDAN

SUB-SAHARAN AFRICA

	2008	2009	2010	2011	2012	2013	2014	2015	2016	2017
Human Freedom	-	-	-	-	-	-	-	-	4.44	4.32
Ranking	-	-	-	-	-	-	-	-	158	159
Economic Freedom	-	-	-	-	-	-	-	-	5.06	4.67
Personal Freedom	-	-	-	-	-	-	-	-	3.82	3.97
Rule of Law	-	-	-	-	-	-	-	-	3.2	3.4
Procedural Justice	-	-	-	-	-	-	-	-	-	-
Civil Justice	-	-	-	-	-	-	-	-	-	-
Criminal Justice	-	-	-	-	-	-	-	-	-	-
Security and Safety	-	-	-	-	-	-	-	-	4.5	4.9
Homicide	-	-	-	-	-	-	-	-	7.9	7.9
Disappearance, Conflict, Terrorism	-	-	-	-	-	-	-	-	5.0	6.0
Women's Security, Safety	-	-	-	-	-	-	-	-	0.6	0.7
Movement	-	-	-	-	-	-	-	-	3.3	3.3
Freedom of Domestic Movement	-	-	-	-	-	-	-	-	5.0	10.0
Freedom of Foreign Movement	-	-	-	-	-	-	-	-	5.0	0.0
Women's Freedom of Movement	-	-	-	-	-	-	-	-	0.0	0.0
Religious Freedom	-	-	-	-	-	-	-	-	6.5	6.5
Freedom to Establish Religious Org.	-	-	-	-	-	-	-	-	7.5	7.5
Harassment and Physical Hostilities	-	-	-	-	-	-	-	-	8.2	8.2
Legal and Regulatory Restrictions	-	-	-	-	-	-	-	-	3.8	3.8
Assoc., Assembly, and Civil Society	-	-	-	-	-	-	-	-	3.5	3.5
Freedom of Association	-	-	-	-	-	-	-	-	2.5	2.5
Assembly and Demonstration	-	-	-	-	-	-	-	-	2.5	2.5
Est. & Operate Political Parties	-	-	-	-	-	-	-	-	2.5	2.5
Est. & Operate Professional Organizations	-	-	-	-	-	-	-	-	2.5	2.5
Est. & Operate Edu., Sporting, and Cultural	-	-	-	-	-	-	-	-	7.5	7.5
Expression and Information	-	-	-	-	-	-	-	-	5.7	5.7
Press Killed	-	-	-	-	-	-	-	-	10.0	10.0
Press Jailed	-	-	-	-	-	-	-	-	10.0	10.0
Laws and Reg. That Influence Media	-	-	-	-	-	-	-	-	1.3	1.3
Political Pressure, Control Media	-	-	-	-	-	-	-	-	1.0	1.0
Access to Cable and Satellite	-	-	-	-	-	-	-	-	10.0	10.0
Freedom of Access to Frgn. Info.	-	-	-	-	-	-	-	-	0.0	0.0
State Control over Internet Access	-	-	-	-	-	-	-	-	7.5	7.5
Identity and Relationships	-	-	-	-	-	-	-	-	0.0	0.0
Legal Gender	-	-	-	-	-	-	-	-	-	-
Same-Sex Relationships	-	-	-	-	-	-	-	-	0.0	0.0
Divorce	-	-	-	-	-	-	-	-	0.0	0.0

SURINAME

LATIN AMERICA & THE CARIBBEAN

Ranking

Score

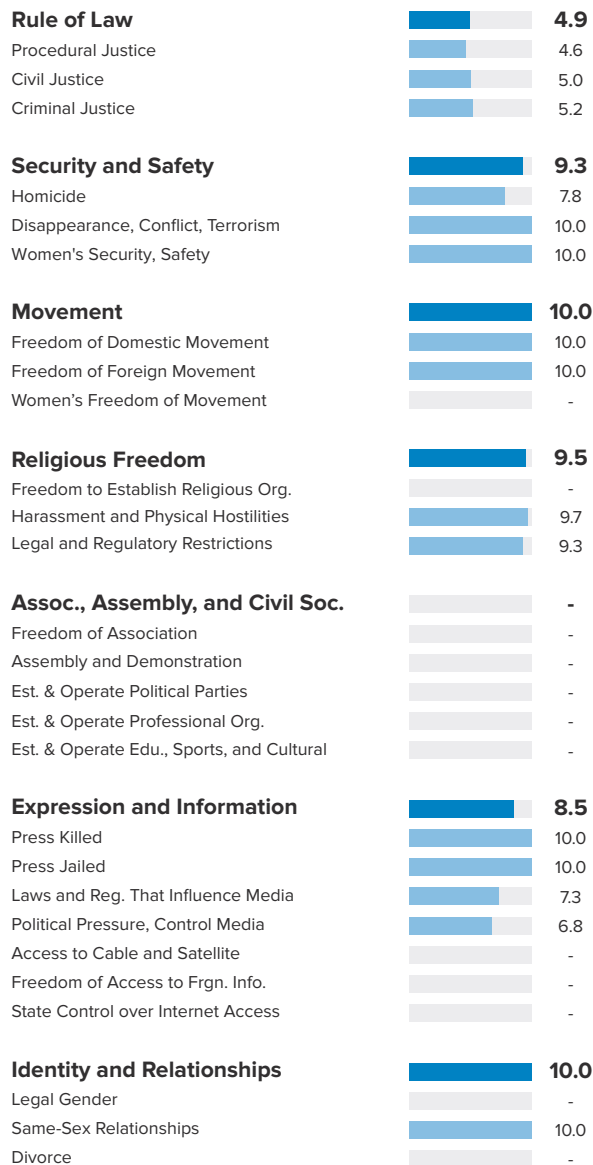
51

7.48

Personal Freedom

38/162 Ranking

Score 8.30



Economic Freedom

98/162 Ranking

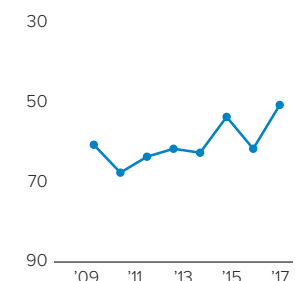
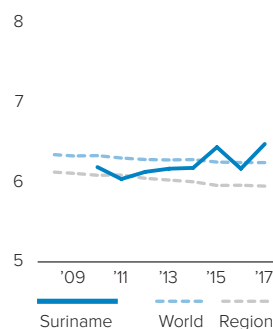
Score 6.65



Human Freedom

Score over Time

Ranking over Time



SURINAME

LATIN AMERICA & THE CARIBBEAN

	2008	2009	2010	2011	2012	2013	2014	2015	2016	2017
Human Freedom Ranking	-	-	7.19	7.04	7.13	7.17	7.18	7.44	7.17	7.48
	-	-	61	68	64	62	63	54	62	51
Economic Freedom	-	-	6.58	6.41	6.69	6.73	6.80	6.85	6.31	6.65
Personal Freedom	-	-	7.79	7.67	7.56	7.60	7.57	8.03	8.03	8.30
Rule of Law	-	-	5.4	5.4	5.1	5.1	4.9	4.9	4.9	4.9
Procedural Justice	-	-	-	-	-	-	-	4.1	4.6	4.6
Civil Justice	-	-	-	-	-	-	-	5.1	5.0	5.0
Criminal Justice	-	-	-	-	-	-	-	5.4	5.2	5.2
Security and Safety	-	-	8.1	8.1	8.1	8.5	8.4	8.4	8.2	9.3
Homicide	-	-	6.7	6.7	6.7	7.9	7.7	7.6	7.1	7.8
Disappearance, Conflict, Terrorism	-	-	10.0	10.0	10.0	10.0	10.0	10.0	10.0	10.0
Women's Security, Safety	-	-	7.5	7.5	7.5	7.5	7.5	7.5	7.5	10.0
Movement	-	-	10.0	10.0	10.0	10.0	10.0	10.0	10.0	10.0
Freedom of Domestic Movement	-	-	10.0	10.0	10.0	10.0	10.0	10.0	10.0	10.0
Freedom of Foreign Movement	-	-	10.0	10.0	10.0	10.0	10.0	10.0	10.0	10.0
Women's Freedom of Movement	-	-	-	-	-	-	-	-	-	-
Religious Freedom	-	-	6.5	5.5	5.4	5.2	5.5	9.3	9.5	9.5
Freedom to Establish Religious Org.	-	-	-	-	-	-	-	-	-	-
Harassment and Physical Hostilities	-	-	7.7	6.9	6.3	6.7	7.0	9.7	9.7	9.7
Legal and Regulatory Restrictions	-	-	5.2	4.1	4.5	3.7	3.9	8.8	9.3	9.3
Assoc., Assembly, and Civil Society	-	-	-	-	-	-	-	-	-	-
Freedom of Association	-	-	-	-	-	-	-	-	-	-
Assembly and Demonstration	-	-	-	-	-	-	-	-	-	-
Est. & Operate Political Parties	-	-	-	-	-	-	-	-	-	-
Est. & Operate Professional Organizations	-	-	-	-	-	-	-	-	-	-
Est. & Operate Edu., Sporting, and Cultural	-	-	-	-	-	-	-	-	-	-
Expression and Information	-	-	8.9	8.9	8.8	8.5	8.5	8.5	8.5	8.5
Press Killed	-	-	10.0	10.0	10.0	10.0	10.0	10.0	10.0	10.0
Press Jailed	-	-	10.0	10.0	10.0	10.0	10.0	10.0	10.0	10.0
Laws and Reg. That Influence Media	-	-	8.7	8.7	8.0	7.3	7.3	7.3	7.3	7.3
Political Pressure, Control Media	-	-	7.0	7.0	7.0	6.8	6.5	6.8	6.8	6.8
Access to Cable and Satellite	-	-	-	-	-	-	-	-	-	-
Freedom of Access to Frgn. Info.	-	-	-	-	-	-	-	-	-	-
State Control over Internet Access	-	-	-	-	-	-	-	-	-	-
Identity and Relationships	-	-	10.0	10.0	10.0	10.0	10.0	10.0	10.0	10.0
Legal Gender	-	-	-	-	-	-	-	-	-	-
Same-Sex Relationships	-	-	10.0	10.0	10.0	10.0	10.0	10.0	10.0	10.0
Divorce	-	-	10.0	10.0	10.0	10.0	10.0	10.0	10.0	-

SWEDEN

WESTERN EUROPE

Ranking

11

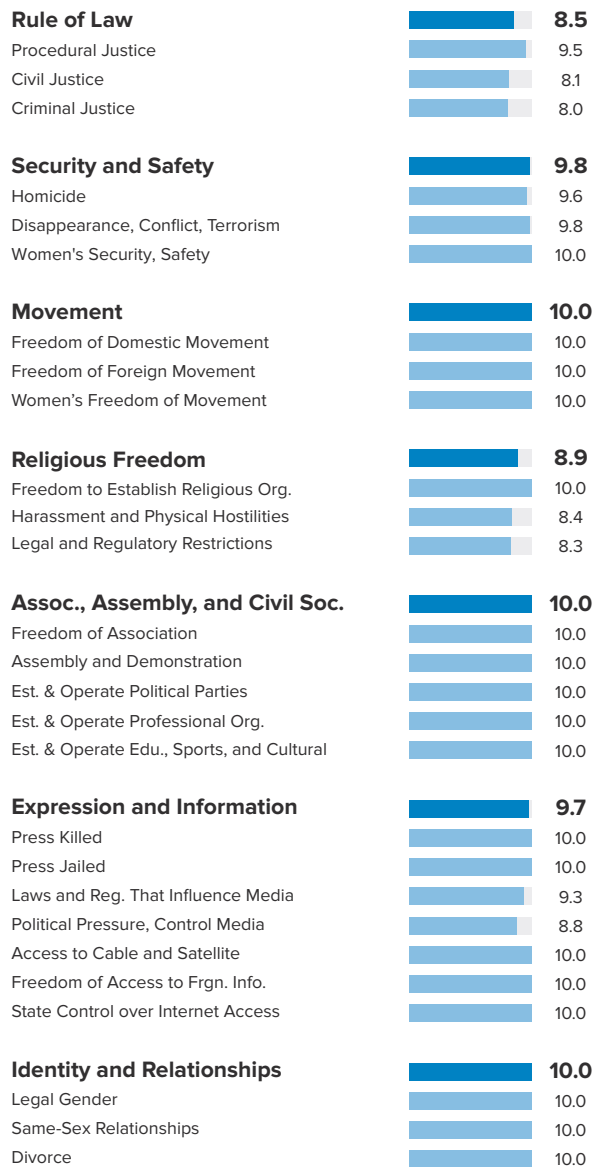
Score

8.50

Personal Freedom

1/162 Ranking

Score 9.45



Economic Freedom

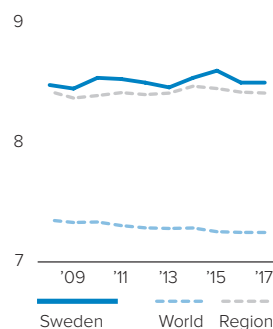
35/162 Ranking

Score 7.56

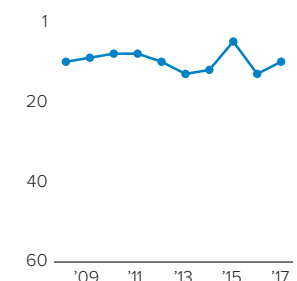


Human Freedom

Score over Time



Ranking over Time



SWEDEN

WESTERN EUROPE

	2008	2009	2010	2011	2012	2013	2014	2015	2016	2017
Human Freedom Ranking	8.48	8.45	8.54	8.53	8.50	8.46	8.54	8.60	8.50	8.50
Economic Freedom	7.59	7.60	7.77	7.75	7.68	7.61	7.78	7.83	7.63	7.56
Personal Freedom	9.37	9.31	9.31	9.31	9.32	9.31	9.30	9.36	9.38	9.45
Rule of Law	8.5	8.5	8.5	8.5	8.4	8.4	8.4	8.5	8.5	8.5
Procedural Justice	9.5	9.5	9.5	9.5	9.6	9.6	9.4	9.4	9.5	9.5
Civil Justice	7.8	7.8	7.8	7.8	7.8	7.8	8.1	8.1	8.1	8.1
Criminal Justice	8.2	8.2	8.2	8.2	7.8	7.8	7.8	7.9	8.0	8.0
Security and Safety	9.8	9.8	9.8	9.8	9.8	9.9	9.9	9.8	9.9	9.8
Homicide	9.6	9.6	9.6	9.7	9.7	9.6	9.6	9.5	9.6	9.6
Disappearance, Conflict, Terrorism	10.0	10.0	10.0	10.0	10.0	10.0	10.0	10.0	10.0	9.8
Women's Security, Safety	9.8	9.8	9.8	9.8	9.8	10.0	10.0	10.0	10.0	10.0
Movement	10.0	10.0	10.0	10.0	10.0	10.0	10.0	10.0	10.0	10.0
Freedom of Domestic Movement	10.0	10.0	10.0	10.0	10.0	10.0	10.0	10.0	10.0	10.0
Freedom of Foreign Movement	10.0	10.0	10.0	10.0	10.0	10.0	10.0	10.0	10.0	10.0
Women's Freedom of Movement	10.0	10.0	10.0	10.0	10.0	10.0	10.0	10.0	10.0	10.0
Religious Freedom	9.5	8.9	8.9	8.8	9.0	8.9	8.7	8.9	8.9	8.9
Freedom to Establish Religious Org.	10.0	10.0	10.0	10.0	10.0	10.0	10.0	10.0	10.0	10.0
Harassment and Physical Hostilities	10.0	9.2	9.4	9.1	9.4	9.1	9.3	8.7	8.4	8.4
Legal and Regulatory Restrictions	8.5	7.5	7.2	7.5	7.7	7.5	6.9	8.0	8.3	8.3
Assoc., Assembly, and Civil Society	10.0	10.0	10.0	10.0	10.0	10.0	10.0	10.0	10.0	10.0
Freedom of Association	10.0	10.0	10.0	10.0	10.0	10.0	10.0	10.0	10.0	10.0
Assembly and Demonstration	10.0	10.0	10.0	10.0	10.0	10.0	10.0	10.0	10.0	10.0
Est. & Operate Political Parties	10.0	10.0	10.0	10.0	10.0	10.0	10.0	10.0	10.0	10.0
Est. & Operate Professional Organizations	10.0	10.0	10.0	10.0	10.0	10.0	10.0	10.0	10.0	10.0
Est. & Operate Edu., Sporting, and Cultural	10.0	10.0	10.0	10.0	10.0	10.0	10.0	10.0	10.0	10.0
Expression and Information	9.7	9.8	9.7	9.8	9.8	9.8	9.8	9.7	9.7	9.7
Press Killed	10.0	10.0	10.0	10.0	10.0	10.0	10.0	10.0	10.0	10.0
Press Jailed	10.0	10.0	10.0	10.0	10.0	10.0	10.0	10.0	10.0	10.0
Laws and Reg. That Influence Media	9.3	9.3	9.3	9.3	9.3	9.3	9.3	9.3	9.3	9.3
Political Pressure, Control Media	8.8	9.0	8.8	9.0	9.0	9.0	9.0	8.8	8.8	8.8
Access to Cable and Satellite	10.0	10.0	10.0	10.0	10.0	10.0	10.0	10.0	10.0	10.0
Freedom of Access to Frgn. Info.	10.0	10.0	10.0	10.0	10.0	10.0	10.0	10.0	10.0	10.0
State Control over Internet Access	10.0	10.0	10.0	10.0	10.0	10.0	10.0	10.0	10.0	10.0
Identity and Relationships	8.8	8.8	8.8	8.8	8.8	8.8	8.8	9.2	9.2	10.0
Legal Gender	-	-	-	-	-	-	-	10.0	10.0	10.0
Same-Sex Relationships	10.0	10.0	10.0	10.0	10.0	10.0	10.0	10.0	10.0	10.0
Divorce	7.5	7.5	7.5	7.5	7.5	7.5	7.5	7.5	7.5	10.0

SWITZERLAND

WESTERN EUROPE

Ranking

2

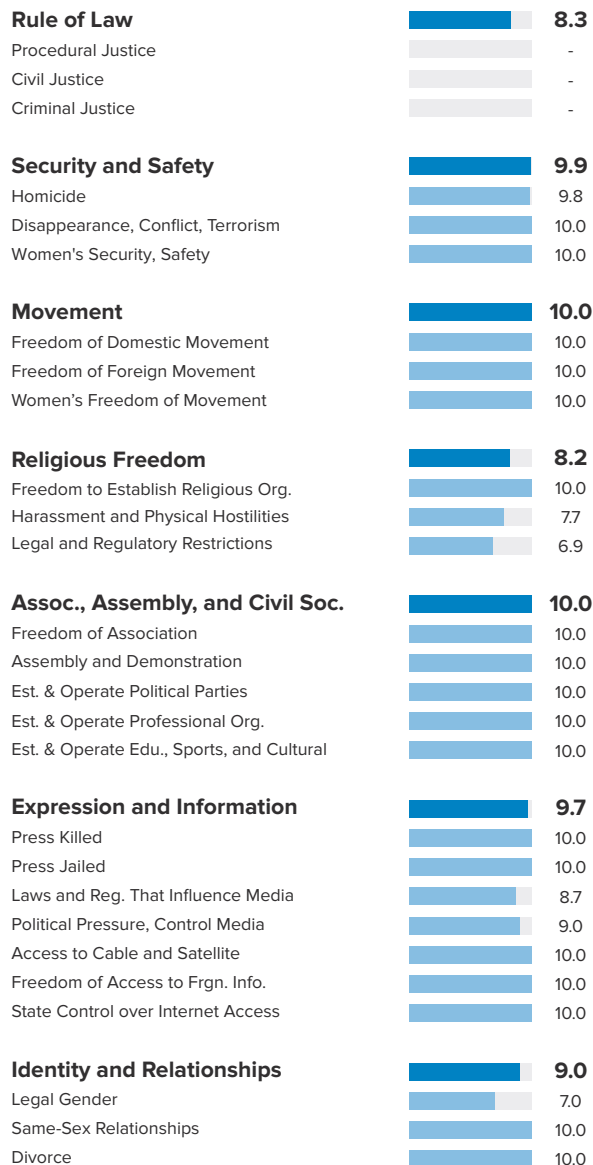
Score

8.82

Personal Freedom

10/162 Ranking

Score 9.24



Economic Freedom

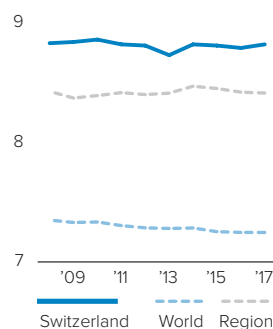
4/162 Ranking

Score 8.40

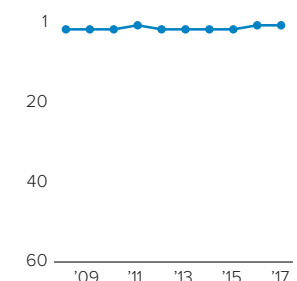


Human Freedom

Score over Time



Ranking over Time



SWITZERLAND

WESTERN EUROPE

	2008	2009	2010	2011	2012	2013	2014	2015	2016	2017
Human Freedom Ranking	8.83 3	8.84 3	8.86 3	8.82 2	8.81 3	8.73 3	8.82 3	8.81 3	8.79 2	8.82 2
Economic Freedom	8.35	8.37	8.40	8.33	8.31	8.29	8.38	8.42	8.44	8.40
Personal Freedom	9.31	9.31	9.32	9.30	9.31	9.17	9.25	9.20	9.13	9.24
Rule of Law	8.0	7.9	7.9	7.9	7.9	7.9	8.2	8.4	8.3	8.3
Procedural Justice	-	-	-	-	-	-	-	-	-	-
Civil Justice	-	-	-	-	-	-	-	-	-	-
Criminal Justice	-	-	-	-	-	-	-	-	-	-
Security and Safety	9.8	9.8	9.8	9.8	9.8	9.5	9.5	9.5	9.5	9.9
Homicide	9.7	9.7	9.7	9.8	9.8	9.7	9.8	9.7	9.8	9.8
Disappearance, Conflict, Terrorism	10.0	10.0	10.0	10.0	10.0	10.0	10.0	10.0	10.0	10.0
Women's Security, Safety	9.8	9.8	9.8	9.8	9.8	8.8	8.8	8.8	8.8	10.0
Movement	10.0	10.0	10.0	10.0	10.0	10.0	10.0	10.0	10.0	10.0
Freedom of Domestic Movement	10.0	10.0	10.0	10.0	10.0	10.0	10.0	10.0	10.0	10.0
Freedom of Foreign Movement	10.0	10.0	10.0	10.0	10.0	10.0	10.0	10.0	10.0	10.0
Women's Freedom of Movement	10.0	10.0	10.0	10.0	10.0	10.0	10.0	10.0	10.0	10.0
Religious Freedom	9.0	9.1	9.3	9.1	9.0	8.5	8.7	8.6	8.2	8.2
Freedom to Establish Religious Org.	10.0	10.0	10.0	10.0	10.0	10.0	10.0	10.0	10.0	10.0
Harassment and Physical Hostilities	9.2	8.7	8.9	8.5	8.4	8.5	8.5	8.4	7.7	7.7
Legal and Regulatory Restrictions	7.8	8.7	8.9	8.7	8.7	7.2	7.6	7.4	6.9	6.9
Assoc., Assembly, and Civil Society	10.0	10.0	10.0	10.0	10.0	10.0	10.0	10.0	10.0	10.0
Freedom of Association	10.0	10.0	10.0	10.0	10.0	10.0	10.0	10.0	10.0	10.0
Assembly and Demonstration	10.0	10.0	10.0	10.0	10.0	10.0	10.0	10.0	10.0	10.0
Est. & Operate Political Parties	10.0	10.0	10.0	10.0	10.0	10.0	10.0	10.0	10.0	10.0
Est. & Operate Professional Organizations	10.0	10.0	10.0	10.0	10.0	10.0	10.0	10.0	10.0	10.0
Est. & Operate Edu., Sporting, and Cultural	10.0	10.0	10.0	10.0	10.0	10.0	10.0	10.0	10.0	10.0
Expression and Information	9.7	9.7	9.7	9.7	9.7	9.7	9.7	9.7	9.7	9.7
Press Killed	10.0	10.0	10.0	10.0	10.0	10.0	10.0	10.0	10.0	10.0
Press Jailed	10.0	10.0	10.0	10.0	10.0	10.0	10.0	10.0	10.0	10.0
Laws and Reg. That Influence Media	8.3	8.3	8.3	8.7	8.7	8.7	8.7	8.7	8.7	8.7
Political Pressure, Control Media	9.3	9.3	9.3	9.3	9.3	9.3	9.0	9.0	9.0	9.0
Access to Cable and Satellite	10.0	10.0	10.0	10.0	10.0	10.0	10.0	10.0	10.0	10.0
Freedom of Access to Frgn. Info.	10.0	10.0	10.0	10.0	10.0	10.0	10.0	10.0	10.0	10.0
State Control over Internet Access	10.0	10.0	10.0	10.0	10.0	10.0	10.0	10.0	10.0	10.0
Identity and Relationships	10.0	10.0	10.0	10.0	10.0	10.0	10.0	9.0	9.0	9.0
Legal Gender	-	-	-	-	-	-	-	7.0	7.0	7.0
Same-Sex Relationships	10.0	10.0	10.0	10.0	10.0	10.0	10.0	10.0	10.0	10.0
Divorce	10.0	10.0	10.0	10.0	10.0	10.0	10.0	10.0	10.0	10.0

SYRIA

MIDDLE EAST & NORTH AFRICA

Ranking

162

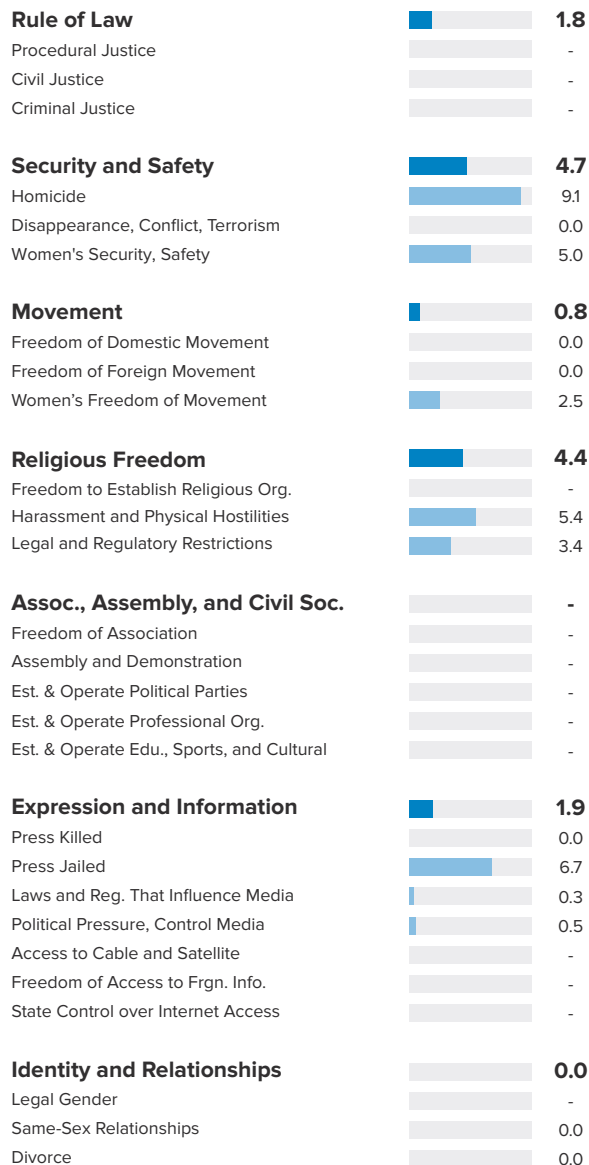
Score

3.79

Personal Freedom

162/162 Ranking

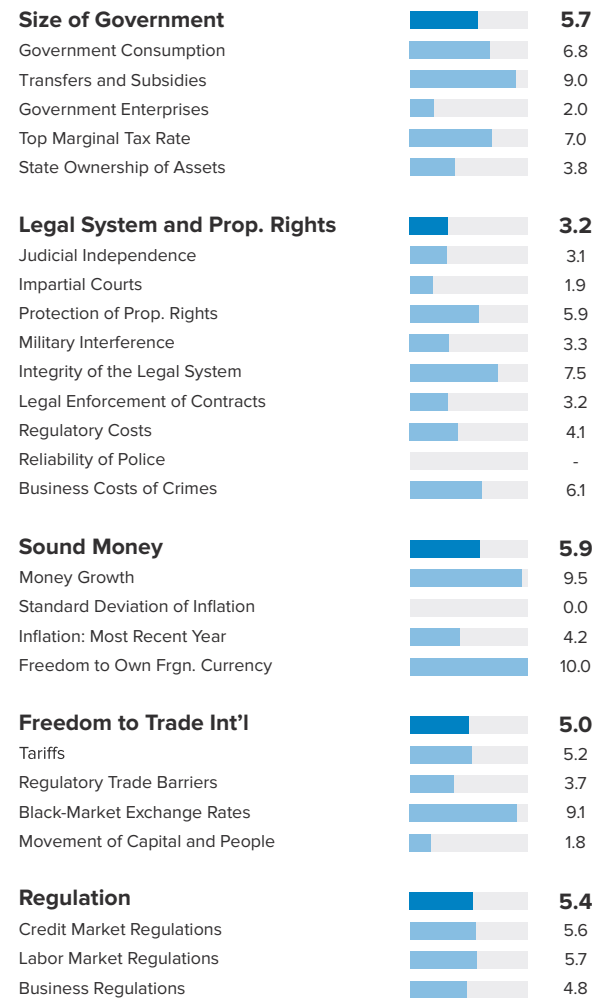
Score 2.53



Economic Freedom

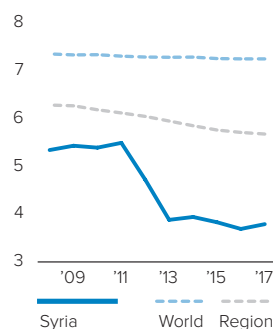
155/162 Ranking

Score 5.05

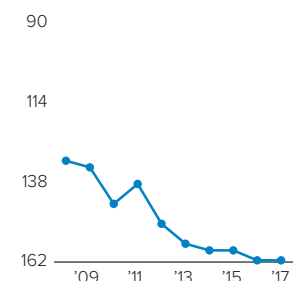


Human Freedom

Score over Time



Ranking over Time



SYRIA

MIDDLE EAST & NORTH AFRICA

	2008	2009	2010	2011	2012	2013	2014	2015	2016	2017
Human Freedom Ranking	5.34	5.43	5.39	5.49	4.72	3.88	3.94	3.83	3.69	3.79
Economic Freedom	5.63	5.79	5.85	6.09	5.18	3.97	4.88	4.87	4.93	5.05
Personal Freedom	5.05	5.06	4.93	4.89	4.27	3.79	3.00	2.79	2.45	2.53
Rule of Law	4.6	4.7	4.7	4.4	3.5	3.1	3.1	2.9	2.0	1.8
Procedural Justice	-	-	-	-	-	-	-	-	-	-
Civil Justice	-	-	-	-	-	-	-	-	-	-
Criminal Justice	-	-	-	-	-	-	-	-	-	-
Security and Safety	8.1	8.2	7.9	6.6	5.5	4.7	4.7	4.7	4.7	4.7
Homicide	9.0	9.1	9.1	9.1	9.1	9.1	9.1	9.1	9.1	9.1
Disappearance, Conflict, Terrorism	7.9	8.0	7.0	3.1	0.0	0.0	0.0	0.0	0.0	0.0
Women's Security, Safety	7.5	7.5	7.5	7.5	7.5	5.0	5.0	5.0	5.0	5.0
Movement	5.0	5.0	5.0	3.3	3.3	1.7	0.0	0.0	0.0	0.8
Freedom of Domestic Movement	0.0	0.0	0.0	0.0	5.0	5.0	0.0	0.0	0.0	0.0
Freedom of Foreign Movement	5.0	5.0	5.0	5.0	0.0	0.0	0.0	0.0	0.0	0.0
Women's Freedom of Movement	10.0	10.0	10.0	5.0	5.0	0.0	0.0	0.0	0.0	2.5
Religious Freedom	8.0	7.6	7.3	8.2	8.3	8.3	8.3	5.3	4.4	4.4
Freedom to Establish Religious Org.	5.8	5.8	5.8	8.8	8.8	8.8	-	-	-	-
Harassment and Physical Hostilities	8.9	8.9	8.6	8.4	8.4	8.8	8.9	6.1	5.4	5.4
Legal and Regulatory Restrictions	9.2	8.1	7.5	7.6	7.7	7.4	7.7	4.5	3.4	3.4
Assoc., Assembly, and Civil Society	1.7	1.7	1.7	5.0	5.0	5.0	-	-	-	-
Freedom of Association	0.0	0.0	0.0	7.5	7.5	7.5	-	-	-	-
Assembly and Demonstration	0.0	0.0	0.0	2.5	2.5	2.5	-	-	-	-
Est. & Operate Political Parties	1.3	1.3	1.3	3.8	3.8	3.8	-	-	-	-
Est. & Operate Professional Organizations	2.9	2.9	2.9	2.5	2.5	2.5	-	-	-	-
Est. & Operate Edu., Sporting, and Cultural	4.2	4.2	4.2	8.8	8.8	8.8	-	-	-	-
Expression and Information	4.1	4.0	3.9	4.8	3.4	3.5	0.2	1.8	1.8	1.9
Press Killed	10.0	10.0	10.0	6.8	0.0	0.0	0.0	0.0	0.0	0.0
Press Jailed	10.0	9.5	9.0	6.2	2.7	3.9	0.0	6.3	6.2	6.7
Laws and Reg. That Influence Media	0.3	0.3	0.3	0.3	0.3	0.3	0.3	0.3	0.3	0.3
Political Pressure, Control Media	1.8	1.8	1.5	0.5	0.8	0.5	0.5	0.5	0.5	0.5
Access to Cable and Satellite	3.3	3.3	3.3	7.5	7.5	7.5	-	-	-	-
Freedom of Access to Frgn. Info.	3.3	3.3	3.3	5.0	5.0	5.0	-	-	-	-
State Control over Internet Access	0.0	0.0	0.0	7.5	7.5	7.5	-	-	-	-
Identity and Relationships	0.0	0.0	0.0	0.0	0.0	0.0	0.0	0.0	0.0	0.0
Legal Gender	-	-	-	-	-	-	-	-	-	-
Same-Sex Relationships	0.0	0.0	0.0	0.0	0.0	0.0	0.0	0.0	0.0	0.0
Divorce	0.0	0.0	0.0	0.0	0.0	0.0	0.0	0.0	0.0	0.0

TAIWAN

EAST ASIA

Ranking

19

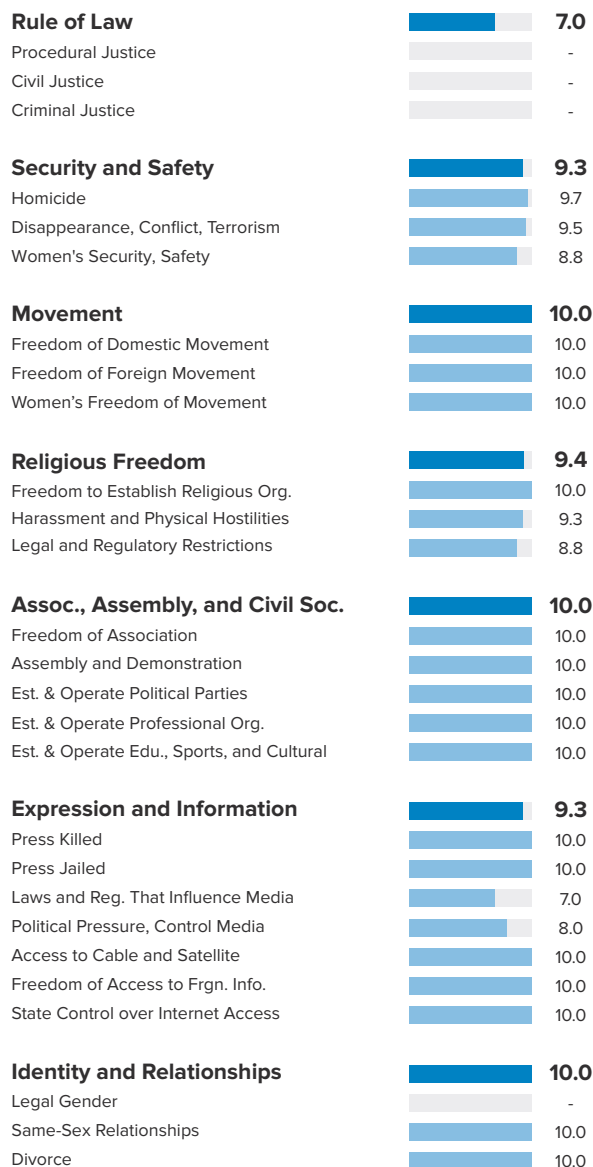
Score

8.40

Personal Freedom

17/162 Ranking

Score 8.94



Economic Freedom

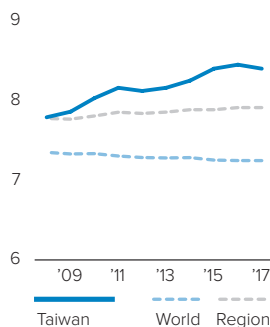
19/162 Ranking

Score 7.85

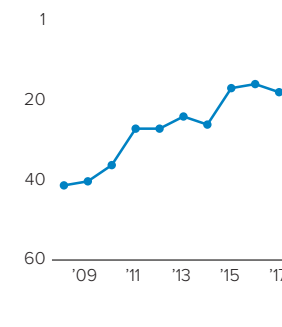


Human Freedom

Score over Time



Ranking over Time



TAIWAN

EAST ASIA

	2008	2009	2010	2011	2012	2013	2014	2015	2016	2017
Human Freedom Ranking	7.79 42	7.86 41	8.03 37	8.16 28	8.12 28	8.16 25	8.25 27	8.40 18	8.45 17	8.40 19
Economic Freedom	7.49	7.43	7.69	7.63	7.64	7.68	7.72	7.74	7.85	7.85
Personal Freedom	8.09	8.29	8.37	8.69	8.59	8.64	8.78	9.05	9.04	8.94
Rule of Law	6.6	6.8	6.9	6.9	6.8	6.8	6.9	7.1	7.0	7.0
Procedural Justice	-	-	-	-	-	-	-	-	-	-
Civil Justice	-	-	-	-	-	-	-	-	-	-
Criminal Justice	-	-	-	-	-	-	-	-	-	-
Security and Safety	8.7	8.7	8.9	9.7	9.7	9.7	9.7	9.7	9.7	9.3
Homicide	9.7	9.7	9.7	9.7	9.7	9.7	9.7	9.7	9.7	9.7
Disappearance, Conflict, Terrorism	9.0	9.0	9.5	9.5	9.5	9.5	9.5	9.5	9.5	9.5
Women's Security, Safety	7.5	7.5	7.5	10.0	10.0	10.0	10.0	10.0	10.0	8.8
Movement	8.3	10.0	10.0	10.0	10.0	10.0	10.0	10.0	10.0	10.0
Freedom of Domestic Movement	5.0	10.0	10.0	10.0	10.0	10.0	10.0	10.0	10.0	10.0
Freedom of Foreign Movement	10.0	10.0	10.0	10.0	10.0	10.0	10.0	10.0	10.0	10.0
Women's Freedom of Movement	10.0	10.0	10.0	10.0	10.0	-	-	-	-	10.0
Religious Freedom	6.7	6.4	6.6	6.7	6.2	6.7	6.9	9.2	9.4	9.4
Freedom to Establish Religious Org.	7.1	7.1	7.1	8.8	8.8	8.8	10.0	10.0	10.0	10.0
Harassment and Physical Hostilities	8.1	7.5	8.1	7.3	5.7	6.9	6.1	9.3	9.3	9.3
Legal and Regulatory Restrictions	4.9	4.6	4.5	4.2	4.1	4.4	4.7	8.2	8.8	8.8
Assoc., Assembly, and Civil Society	8.3	8.3	8.3	9.3	9.3	9.3	10.0	10.0	10.0	10.0
Freedom of Association	10.0	10.0	10.0	10.0	10.0	10.0	10.0	10.0	10.0	10.0
Assembly and Demonstration	7.5	7.5	7.5	10.0	10.0	10.0	10.0	10.0	10.0	10.0
Est. & Operate Political Parties	8.8	8.8	8.8	8.8	8.8	8.8	10.0	10.0	10.0	10.0
Est. & Operate Professional Organizations	7.1	7.1	7.1	8.8	8.8	8.8	10.0	10.0	10.0	10.0
Est. & Operate Edu., Sporting, and Cultural	8.3	8.3	8.3	8.8	8.8	8.8	10.0	10.0	10.0	10.0
Expression and Information	9.3	9.3	9.3	9.3	9.3	9.3	9.2	9.3	9.3	9.3
Press Killed	10.0	10.0	10.0	10.0	10.0	10.0	10.0	10.0	10.0	10.0
Press Jailed	10.0	10.0	10.0	10.0	10.0	10.0	10.0	10.0	10.0	10.0
Laws and Reg. That Influence Media	7.7	7.7	7.7	7.3	7.0	7.0	7.0	7.0	7.0	7.0
Political Pressure, Control Media	7.8	7.8	7.8	7.8	7.8	7.8	7.5	7.8	8.0	8.0
Access to Cable and Satellite	10.0	10.0	10.0	10.0	10.0	10.0	10.0	10.0	10.0	10.0
Freedom of Access to Frgn. Info.	10.0	10.0	10.0	10.0	10.0	10.0	10.0	10.0	10.0	10.0
State Control over Internet Access	10.0	10.0	10.0	10.0	10.0	10.0	10.0	10.0	10.0	10.0
Identity and Relationships	10.0	10.0	10.0	10.0	10.0	10.0	10.0	10.0	10.0	10.0
Legal Gender	-	-	-	-	-	-	-	-	-	-
Same-Sex Relationships	10.0	10.0	10.0	10.0	10.0	10.0	10.0	10.0	10.0	10.0
Divorce	10.0	10.0	10.0	10.0	10.0	10.0	10.0	10.0	10.0	10.0

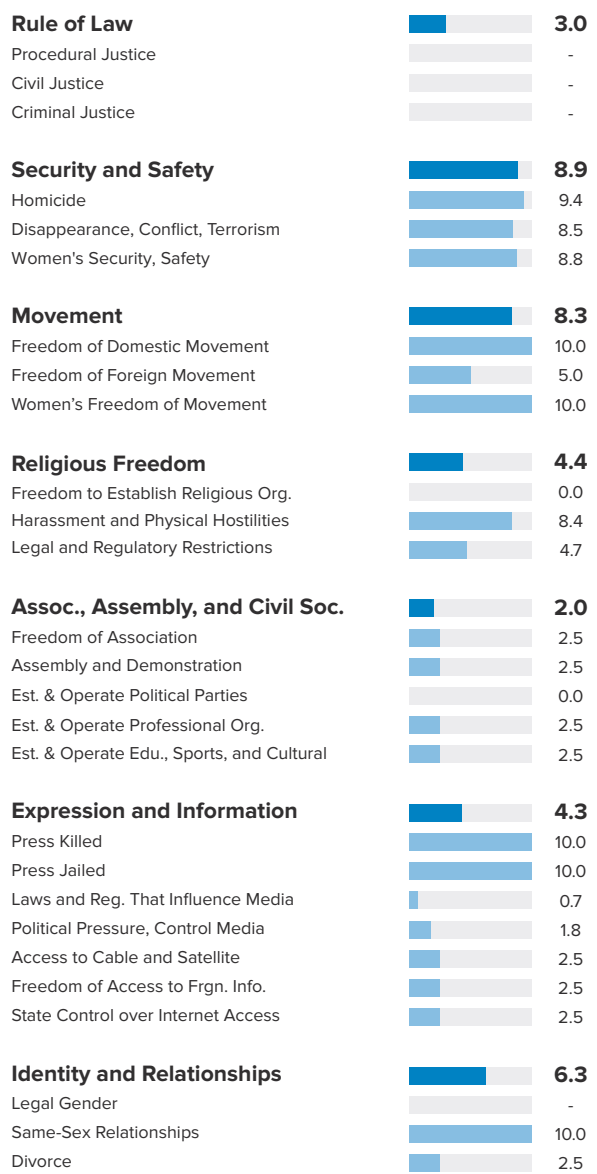
TAJIKISTAN

CAUCASUS & CENTRAL ASIA

Ranking **138** Score **5.77**

Personal Freedom

138/162 Ranking Score 5.49



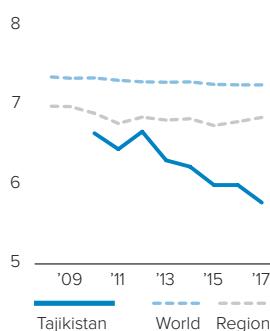
Economic Freedom

132/162 Ranking Score 6.05

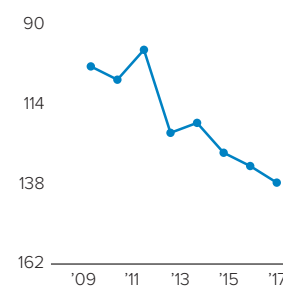


Human Freedom

Score over Time



Ranking over Time



TAJIKISTAN

CAUCASUS & CENTRAL ASIA

	2008	2009	2010	2011	2012	2013	2014	2015	2016	2017
Human Freedom	-	-	6.64	6.44	6.66	6.30	6.22	5.99	5.99	5.77
Ranking	-	-	103	107	98	123	120	129	133	138
Economic Freedom	-	-	6.18	6.28	6.58	6.12	6.27	6.27	6.26	6.05
Personal Freedom	-	-	7.09	6.61	6.74	6.48	6.17	5.71	5.72	5.49
Rule of Law	-	-	3.9	3.8	3.4	3.3	3.6	3.5	3.3	3.0
Procedural Justice	-	-	-	-	-	-	-	-	-	-
Civil Justice	-	-	-	-	-	-	-	-	-	-
Criminal Justice	-	-	-	-	-	-	-	-	-	-
Security and Safety	-	-	8.0	8.8	8.9	8.0	8.4	8.1	8.4	8.9
Homicide	-	-	9.1	9.4	9.4	9.4	9.4	9.4	9.4	9.4
Disappearance, Conflict, Terrorism	-	-	7.5	8.3	8.4	7.0	8.5	7.4	8.5	8.5
Women's Security, Safety	-	-	7.5	8.8	8.8	7.5	7.5	7.5	7.5	8.8
Movement	-	-	8.3	8.3	10.0	10.0	10.0	8.3	8.3	8.3
Freedom of Domestic Movement	-	-	5.0	5.0	10.0	10.0	10.0	5.0	5.0	10.0
Freedom of Foreign Movement	-	-	10.0	10.0	10.0	10.0	10.0	10.0	10.0	5.0
Women's Freedom of Movement	-	-	10.0	10.0	10.0	10.0	10.0	10.0	10.0	10.0
Religious Freedom	-	-	9.8	9.5	9.5	9.5	6.5	4.7	4.4	4.4
Freedom to Establish Religious Org.	-	-	-	-	-	-	0.0	0.0	0.0	0.0
Harassment and Physical Hostilities	-	-	9.6	9.4	9.6	9.6	9.6	8.2	8.4	8.4
Legal and Regulatory Restrictions	-	-	10.0	9.5	9.5	9.5	9.8	5.8	4.7	4.7
Assoc., Assembly, and Civil Society	-	-	-	-	-	-	2.0	2.0	2.0	2.0
Freedom of Association	-	-	-	-	-	-	2.5	2.5	2.5	2.5
Assembly and Demonstration	-	-	-	-	-	-	2.5	2.5	2.5	2.5
Est. & Operate Political Parties	-	-	-	-	-	-	0.0	0.0	0.0	0.0
Est. & Operate Professional Organizations	-	-	-	-	-	-	2.5	2.5	2.5	2.5
Est. & Operate Edu., Sporting, and Cultural	-	-	-	-	-	-	2.5	2.5	2.5	2.5
Expression and Information	-	-	6.2	6.1	6.1	6.0	4.5	4.4	4.3	4.3
Press Killed	-	-	10.0	10.0	10.0	10.0	10.0	10.0	10.0	10.0
Press Jailed	-	-	10.0	10.0	10.0	10.0	10.0	10.0	10.0	10.0
Laws and Reg. That Influence Media	-	-	1.7	1.7	1.7	1.7	1.7	1.3	0.7	0.7
Political Pressure, Control Media	-	-	3.0	2.8	2.8	2.5	2.0	2.0	1.8	1.8
Access to Cable and Satellite	-	-	-	-	-	-	2.5	2.5	2.5	2.5
Freedom of Access to Frgn. Info.	-	-	-	-	-	-	2.5	2.5	2.5	2.5
State Control over Internet Access	-	-	-	-	-	-	2.5	2.5	2.5	2.5
Identity and Relationships	-	-	8.8	3.8	3.8	3.8	8.8	8.8	8.8	6.3
Legal Gender	-	-	-	-	-	-	-	-	-	-
Same-Sex Relationships	-	-	10.0	0.0	0.0	0.0	10.0	10.0	10.0	10.0
Divorce	-	-	7.5	7.5	7.5	7.5	7.5	7.5	7.5	2.5

TANZANIA

SUB-SAHARAN AFRICA

Ranking

118

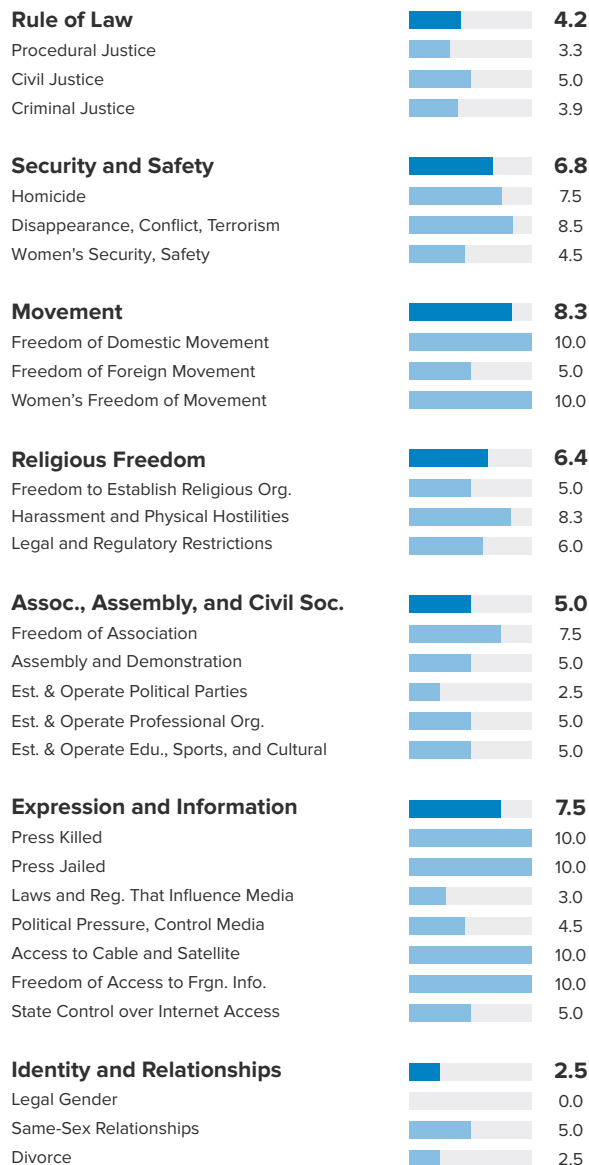
Score

6.26

Personal Freedom

130/162 Ranking

Score 5.75



Economic Freedom

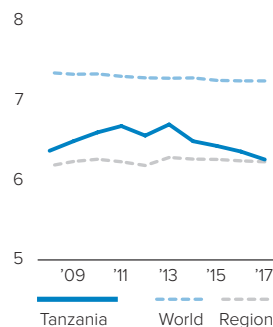
87/162 Ranking

Score 6.77

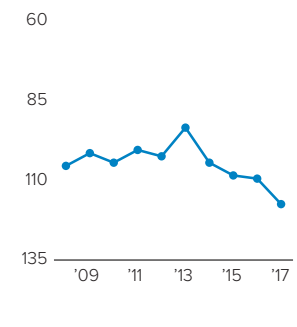


Human Freedom

Score over Time



Ranking over Time



TANZANIA

SUB-SAHARAN AFRICA

	2008	2009	2010	2011	2012	2013	2014	2015	2016	2017
Human Freedom Ranking	6.37	6.49	6.60	6.68	6.56	6.70	6.49	6.43	6.36	6.26
Economic Freedom	6.22	6.49	6.68	6.72	6.59	6.76	6.75	6.84	6.74	6.77
Personal Freedom	6.51	6.49	6.51	6.64	6.52	6.65	6.23	6.02	5.98	5.75
Rule of Law	4.7	4.7	4.7	4.7	4.5	4.5	4.5	4.2	4.2	4.2
Procedural Justice	4.3	4.3	4.3	4.3	4.2	4.2	4.6	3.7	3.3	3.3
Civil Justice	4.8	4.8	4.8	4.8	4.8	4.8	5.1	5.0	5.0	5.0
Criminal Justice	4.9	4.9	4.9	4.9	4.5	4.5	3.7	4.1	3.9	3.9
Security and Safety	7.6	7.6	7.6	6.4	6.5	6.9	6.9	7.0	7.1	6.8
Homicide	6.6	6.6	6.6	6.5	6.7	7.1	7.0	7.2	7.5	7.5
Disappearance, Conflict, Terrorism	9.5	9.5	9.5	8.5	8.5	9.5	9.5	9.5	9.5	8.5
Women's Security, Safety	6.8	6.8	6.8	4.3	4.3	4.3	4.3	4.3	4.3	4.5
Movement	8.3	8.3	8.3	8.3	8.3	8.3	8.3	8.3	8.3	8.3
Freedom of Domestic Movement	10.0	10.0	10.0	10.0	10.0	10.0	10.0	10.0	10.0	10.0
Freedom of Foreign Movement	5.0	5.0	5.0	10.0	10.0	10.0	10.0	10.0	10.0	5.0
Women's Freedom of Movement	10.0	10.0	10.0	5.0	5.0	5.0	5.0	5.0	5.0	10.0
Religious Freedom	7.8	7.6	7.8	8.2	7.5	7.8	6.6	7.0	6.4	6.4
Freedom to Establish Religious Org.	8.8	8.8	8.8	8.8	8.8	8.8	5.0	5.0	5.0	5.0
Harassment and Physical Hostilities	9.1	8.7	8.7	8.8	8.5	8.7	9.0	8.9	8.3	8.3
Legal and Regulatory Restrictions	5.7	5.5	5.9	6.9	5.4	5.8	5.8	7.0	6.0	6.0
Assoc., Assembly, and Civil Society	7.3	7.3	7.3	5.5	5.5	5.5	5.0	5.0	5.0	5.0
Freedom of Association	7.5	7.5	7.5	5.0	5.0	5.0	7.5	7.5	7.5	7.5
Assembly and Demonstration	7.5	7.5	7.5	5.0	5.0	5.0	5.0	5.0	5.0	5.0
Est. & Operate Political Parties	5.8	5.8	5.8	5.0	5.0	5.0	2.5	2.5	2.5	2.5
Est. & Operate Professional Organizations	7.1	7.1	7.1	3.8	3.8	3.8	5.0	5.0	5.0	5.0
Est. & Operate Edu., Sporting, and Cultural	8.3	8.3	8.3	8.8	8.8	8.8	5.0	5.0	5.0	5.0
Expression and Information	7.1	7.1	7.2	7.9	7.7	7.5	7.7	7.6	7.5	7.5
Press Killed	10.0	10.0	10.0	10.0	9.3	9.3	10.0	10.0	10.0	10.0
Press Jailed	10.0	10.0	10.0	10.0	10.0	10.0	10.0	10.0	10.0	10.0
Laws and Reg. That Influence Media	4.7	4.3	4.3	4.0	4.0	4.0	4.0	4.0	3.0	3.0
Political Pressure, Control Media	5.3	5.5	6.0	6.0	5.5	4.5	4.8	4.5	4.5	4.5
Access to Cable and Satellite	6.7	6.7	6.7	7.5	7.5	7.5	10.0	10.0	10.0	10.0
Freedom of Access to Frgn. Info.	3.3	3.3	3.3	7.5	7.5	7.5	10.0	10.0	10.0	10.0
State Control over Internet Access	10.0	10.0	10.0	10.0	10.0	10.0	5.0	5.0	5.0	5.0
Identity and Relationships	3.8	3.8	3.8	8.8	8.8	8.8	6.3	4.2	4.2	2.5
Legal Gender	-	-	-	-	-	-	-	0.0	0.0	0.0
Same-Sex Relationships	0.0	0.0	0.0	10.0	10.0	10.0	5.0	5.0	5.0	5.0
Divorce	7.5	7.5	7.5	7.5	7.5	7.5	7.5	7.5	7.5	2.5

THAILAND

SOUTH ASIA

Ranking

103

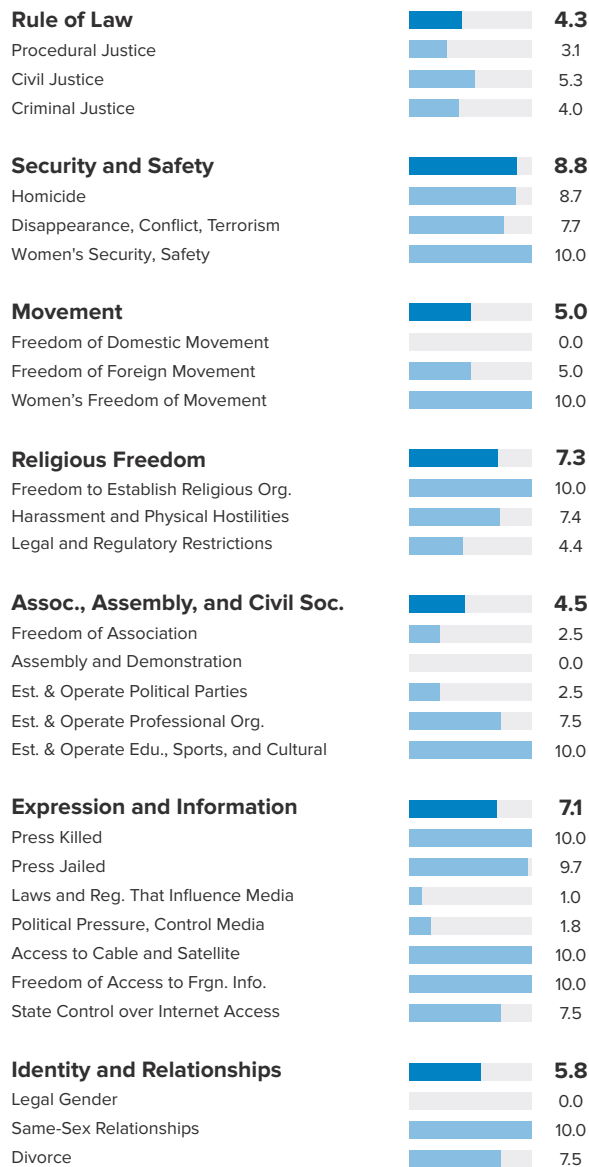
Score

6.55

Personal Freedom

113/162 Ranking

Score 6.25



Economic Freedom

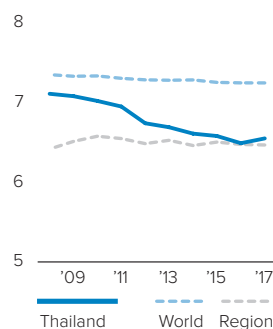
81/162 Ranking

Score 6.86



Human Freedom

Score over Time



Ranking over Time



THAILAND

SOUTH ASIA

	2008	2009	2010	2011	2012	2013	2014	2015	2016	2017
Human Freedom Ranking	7.11 68	7.08 67	7.02 70	6.95 78	6.74 90	6.69 96	6.61 95	6.58 98	6.49 105	6.55 103
Economic Freedom	6.80	6.69	6.64	6.58	6.57	6.58	6.59	6.79	6.83	6.86
Personal Freedom	7.42	7.46	7.40	7.31	6.91	6.79	6.63	6.36	6.14	6.25
Rule of Law	5.6	5.6	5.6	5.6	4.7	4.7	4.1	4.4	4.3	4.3
Procedural Justice	6.4	6.4	6.4	6.4	5.1	5.1	3.4	3.3	3.1	3.1
Civil Justice	4.3	4.3	4.3	4.3	3.9	3.9	4.6	5.3	5.3	5.3
Criminal Justice	5.9	5.9	5.9	5.9	5.1	5.1	4.3	4.5	4.0	4.0
Security and Safety	8.3	8.4	8.5	8.5	8.4	8.0	7.8	8.2	8.4	8.8
Homicide	7.6	7.8	7.8	8.0	8.0	8.3	8.5	8.6	8.7	8.7
Disappearance, Conflict, Terrorism	7.3	7.3	7.6	7.5	7.0	8.2	7.4	8.6	9.0	7.7
Women's Security, Safety	10.0	10.0	10.0	10.0	10.0	7.5	7.5	7.5	7.5	10.0
Movement	10.0	10.0	10.0	10.0	8.3	8.3	10.0	8.3	6.7	5.0
Freedom of Domestic Movement	10.0	10.0	10.0	10.0	5.0	5.0	10.0	10.0	0.0	0.0
Freedom of Foreign Movement	10.0	10.0	10.0	10.0	10.0	10.0	10.0	5.0	10.0	5.0
Women's Freedom of Movement	10.0	10.0	10.0	10.0	10.0	10.0	10.0	10.0	10.0	10.0
Religious Freedom	8.2	8.3	7.7	7.2	7.5	7.3	8.6	8.1	7.3	7.3
Freedom to Establish Religious Org.	8.8	8.8	8.8	7.5	7.5	7.5	10.0	10.0	10.0	10.0
Harassment and Physical Hostilities	8.4	9.2	7.9	7.9	7.5	7.1	8.4	7.4	7.4	7.4
Legal and Regulatory Restrictions	7.4	7.0	6.5	6.3	7.5	7.2	7.4	6.8	4.4	4.4
Assoc., Assembly, and Civil Society	8.3	8.3	8.3	7.8	7.8	7.8	4.5	4.5	4.5	4.5
Freedom of Association	7.5	7.5	7.5	7.5	7.5	7.5	2.5	2.5	2.5	2.5
Assembly and Demonstration	10.0	10.0	10.0	7.5	7.5	7.5	0.0	0.0	0.0	0.0
Est. & Operate Political Parties	7.1	7.1	7.1	8.8	8.8	8.8	2.5	2.5	2.5	2.5
Est. & Operate Professional Organizations	7.1	7.1	7.1	7.5	7.5	7.5	7.5	7.5	7.5	7.5
Est. & Operate Edu., Sporting, and Cultural	10.0	10.0	10.0	7.5	7.5	7.5	10.0	10.0	10.0	10.0
Expression and Information	6.6	6.8	6.5	6.7	6.6	6.6	7.2	7.1	7.2	7.1
Press Killed	8.5	10.0	9.0	9.5	9.5	10.0	10.0	10.0	10.0	10.0
Press Jailed	10.0	10.0	10.0	9.9	9.9	9.9	9.9	9.7	9.9	9.7
Laws and Reg. That Influence Media	4.7	4.3	3.7	3.3	3.0	3.0	1.0	1.0	1.0	1.0
Political Pressure, Control Media	3.3	3.3	3.0	4.0	3.8	3.3	2.3	1.8	1.8	1.8
Access to Cable and Satellite	10.0	10.0	10.0	7.5	7.5	7.5	10.0	10.0	10.0	10.0
Freedom of Access to Frgn. Info.	6.7	6.7	6.7	7.5	7.5	7.5	10.0	10.0	10.0	10.0
State Control over Internet Access	3.3	3.3	3.3	5.0	5.0	5.0	7.5	7.5	7.5	7.5
Identity and Relationships	6.3	6.3	6.3	6.3	6.3	6.3	6.3	4.2	4.2	5.8
Legal Gender	-	-	-	-	-	-	-	0.0	0.0	0.0
Same-Sex Relationships	10.0	10.0	10.0	10.0	10.0	10.0	10.0	10.0	10.0	10.0
Divorce	2.5	2.5	2.5	2.5	2.5	2.5	2.5	2.5	2.5	7.5

TIMOR-LESTE

SOUTH ASIA

Ranking

86

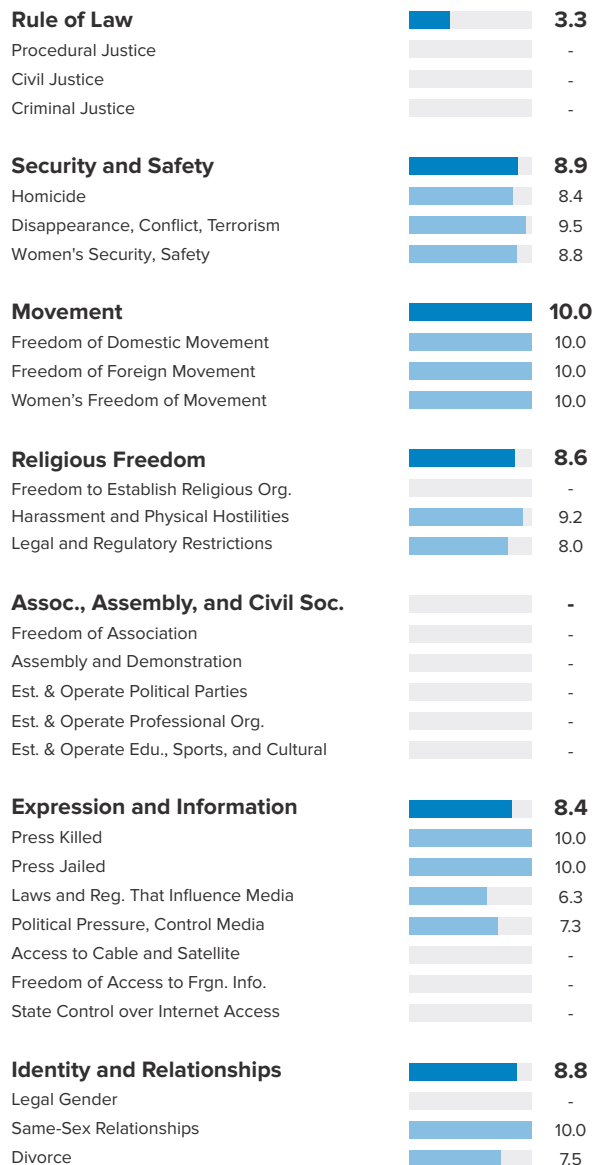
Score

6.76

Personal Freedom

60/162 Ranking

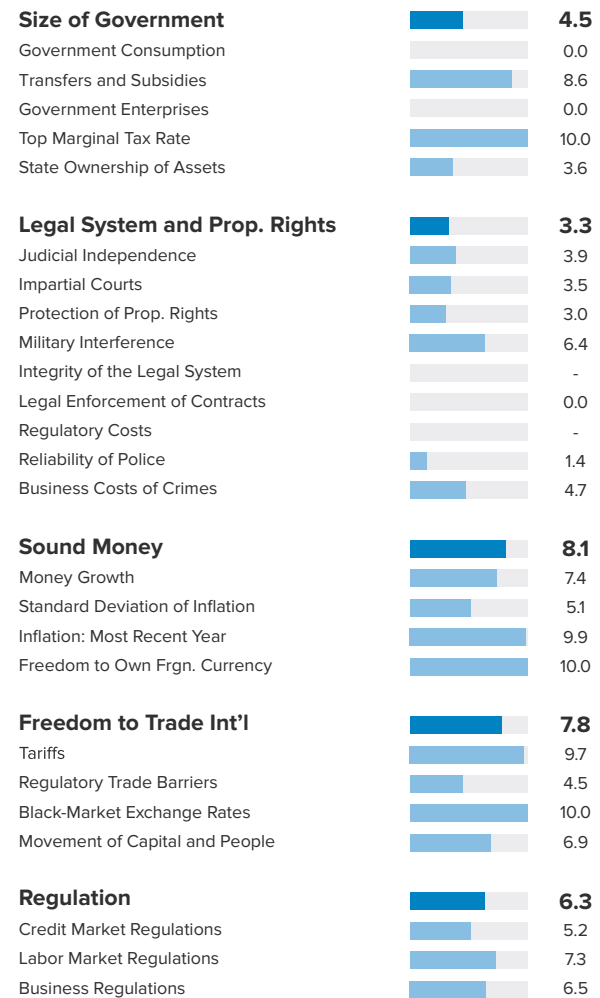
Score 7.52



Economic Freedom

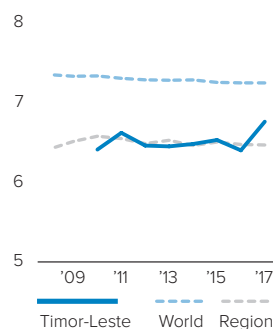
133/162 Ranking

Score 5.99



Human Freedom

Score over Time



Ranking over Time



TIMOR-LESTE

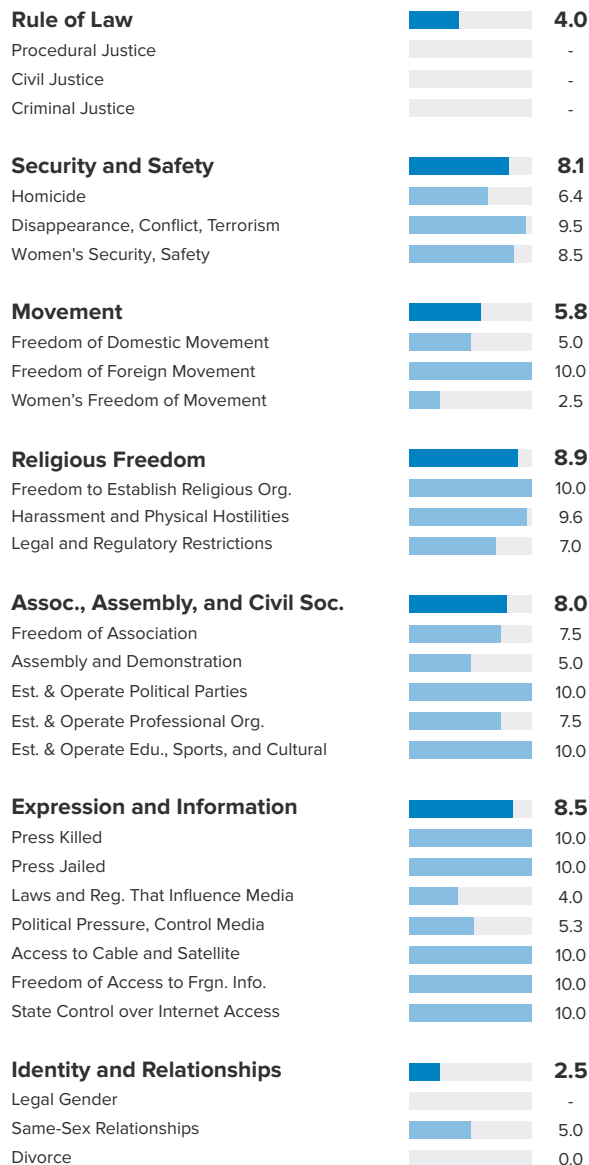
SOUTH ASIA

	2008	2009	2010	2011	2012	2013	2014	2015	2016	2017
Human Freedom	-	-	6.41	6.62	6.46	6.45	6.48	6.53	6.40	6.76
Ranking	-	-	112	104	108	113	107	104	108	86
Economic Freedom	-	-	5.62	6.43	6.34	6.33	6.32	6.29	6.29	5.99
Personal Freedom	-	-	7.19	6.81	6.58	6.58	6.65	6.77	6.52	7.52
Rule of Law	-	-	3.9	3.9	3.5	3.4	3.4	3.4	3.3	3.3
Procedural Justice	-	-	-	-	-	-	-	-	-	-
Civil Justice	-	-	-	-	-	-	-	-	-	-
Criminal Justice	-	-	-	-	-	-	-	-	-	-
Security and Safety	-	-	8.5	8.7	8.2	8.5	8.5	8.5	7.1	8.9
Homicide	-	-	8.6	8.6	8.6	8.4	8.4	8.4	8.4	8.4
Disappearance, Conflict, Terrorism	-	-	9.5	10.0	8.5	9.5	9.5	9.5	5.5	9.5
Women's Security, Safety	-	-	7.5	7.5	7.5	7.5	7.5	7.5	7.5	8.8
Movement	-	-	10.0	6.7	6.7	6.7	6.7	6.7	6.7	10.0
Freedom of Domestic Movement	-	-	10.0	10.0	10.0	10.0	10.0	10.0	10.0	10.0
Freedom of Foreign Movement	-	-	10.0	10.0	10.0	10.0	10.0	10.0	10.0	10.0
Women's Freedom of Movement	-	-	10.0	0.0	0.0	0.0	0.0	0.0	0.0	10.0
Religious Freedom	-	-	6.8	6.8	6.7	6.4	6.8	7.9	8.6	8.6
Freedom to Establish Religious Org.	-	-	-	-	-	-	-	-	-	-
Harassment and Physical Hostilities	-	-	8.2	7.7	7.4	7.8	7.6	8.8	9.2	9.2
Legal and Regulatory Restrictions	-	-	5.3	5.9	5.9	5.0	6.0	7.0	8.0	8.0
Assoc., Assembly, and Civil Society	-	-	-	-	-	-	-	-	-	-
Freedom of Association	-	-	-	-	-	-	-	-	-	-
Assembly and Demonstration	-	-	-	-	-	-	-	-	-	-
Est. & Operate Political Parties	-	-	-	-	-	-	-	-	-	-
Est. & Operate Professional Organizations	-	-	-	-	-	-	-	-	-	-
Est. & Operate Edu., Sporting, and Cultural	-	-	-	-	-	-	-	-	-	-
Expression and Information	-	-	8.4	8.4	8.4	8.4	8.4	8.4	8.4	8.4
Press Killed	-	-	10.0	10.0	10.0	10.0	10.0	10.0	10.0	10.0
Press Jailed	-	-	10.0	10.0	10.0	10.0	10.0	10.0	10.0	10.0
Laws and Reg. That Influence Media	-	-	6.3	6.3	6.3	6.3	6.3	6.3	6.3	6.3
Political Pressure, Control Media	-	-	7.3	7.3	7.3	7.3	7.3	7.3	7.3	7.3
Access to Cable and Satellite	-	-	-	-	-	-	-	-	-	-
Freedom of Access to Frgn. Info.	-	-	-	-	-	-	-	-	-	-
State Control over Internet Access	-	-	-	-	-	-	-	-	-	-
Identity and Relationships	-	-	7.5	7.5	7.5	7.5	7.5	7.5	7.5	8.8
Legal Gender	-	-	-	-	-	-	-	-	-	-
Same-Sex Relationships	-	-	10.0	10.0	10.0	10.0	10.0	10.0	10.0	10.0
Divorce	-	-	5.0	5.0	5.0	5.0	5.0	5.0	5.0	7.5

Personal Freedom

104/162 Ranking

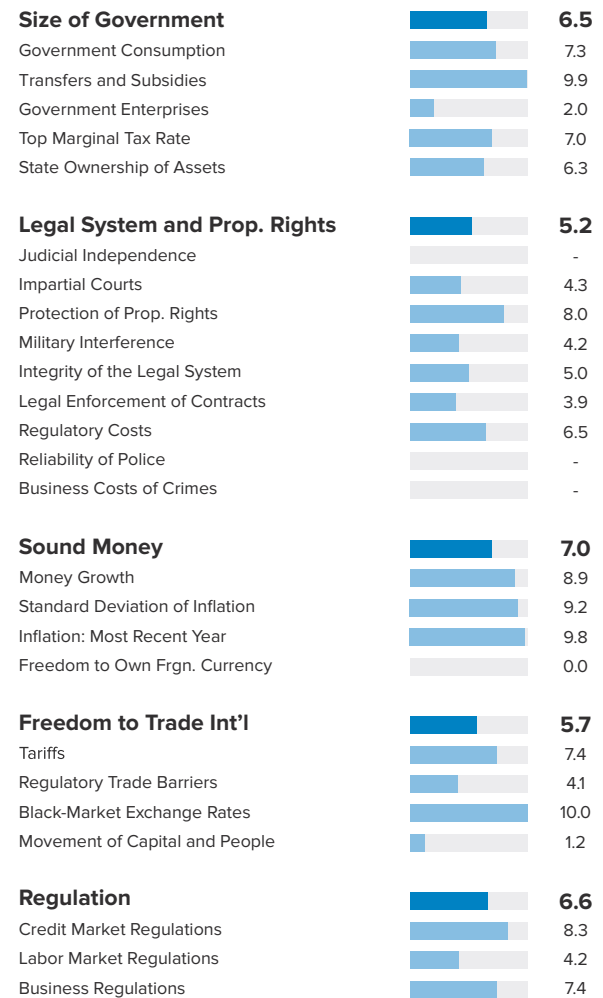
Score 6.41



Economic Freedom

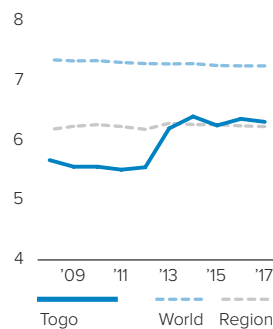
121/162 Ranking

Score 6.21

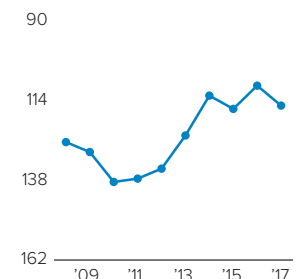


Human Freedom

Score over Time



Ranking over Time



TOGO

SUB-SAHARAN AFRICA

	2008	2009	2010	2011	2012	2013	2014	2015	2016	2017
Human Freedom Ranking	5.67	5.56	5.56	5.51	5.55	6.20	6.40	6.25	6.36	6.31
	127	130	139	138	135	125	113	117	110	116
Economic Freedom	5.60	5.47	5.47	5.48	5.35	6.33	6.02	5.88	6.04	6.21
Personal Freedom	5.73	5.65	5.64	5.54	5.75	6.07	6.77	6.62	6.67	6.41
Rule of Law	4.4	4.3	4.2	4.3	3.8	3.7	3.8	3.9	4.2	4.0
Procedural Justice	-	-	-	-	-	-	-	-	-	-
Civil Justice	-	-	-	-	-	-	-	-	-	-
Criminal Justice	-	-	-	-	-	-	-	-	-	-
Security and Safety	6.9	6.7	6.7	7.8	7.6	7.7	7.7	7.7	7.7	8.1
Homicide	6.2	6.2	6.2	6.2	6.2	6.4	6.4	6.4	6.4	6.4
Disappearance, Conflict, Terrorism	10.0	9.5	9.5	10.0	9.5	9.5	9.5	9.5	9.5	9.5
Women's Security, Safety	4.4	4.4	4.4	7.2	7.2	7.3	7.3	7.3	7.3	8.5
Movement	5.0	5.0	5.0	1.7	5.0	8.3	8.3	6.7	6.7	5.8
Freedom of Domestic Movement	5.0	5.0	5.0	5.0	5.0	5.0	5.0	0.0	0.0	5.0
Freedom of Foreign Movement	0.0	0.0	0.0	0.0	10.0	10.0	10.0	10.0	10.0	10.0
Women's Freedom of Movement	10.0	10.0	10.0	0.0	0.0	10.0	10.0	10.0	10.0	2.5
Religious Freedom	8.7	8.6	8.6	8.4	8.7	8.4	9.2	9.1	8.9	8.9
Freedom to Establish Religious Org.	7.1	7.1	7.1	7.5	7.5	7.5	10.0	10.0	10.0	10.0
Harassment and Physical Hostilities	10.0	9.9	9.9	9.9	9.9	9.9	9.9	9.6	9.6	9.6
Legal and Regulatory Restrictions	9.0	8.7	8.7	7.8	8.8	7.9	7.7	7.6	7.0	7.0
Assoc., Assembly, and Civil Society	6.1	6.1	6.1	5.8	5.8	5.8	8.0	8.0	8.0	8.0
Freedom of Association	10.0	10.0	10.0	5.0	5.0	5.0	7.5	7.5	7.5	7.5
Assembly and Demonstration	5.0	5.0	5.0	5.0	5.0	5.0	5.0	5.0	5.0	5.0
Est. & Operate Political Parties	7.1	7.1	7.1	5.0	5.0	5.0	10.0	10.0	10.0	10.0
Est. & Operate Professional Organizations	4.2	4.2	4.2	6.3	6.3	6.3	7.5	7.5	7.5	7.5
Est. & Operate Edu., Sporting, and Cultural	4.2	4.2	4.2	7.5	7.5	7.5	10.0	10.0	10.0	10.0
Expression and Information	7.0	6.9	7.0	7.0	6.9	7.1	8.3	8.3	8.5	8.5
Press Killed	10.0	10.0	10.0	10.0	10.0	10.0	10.0	10.0	10.0	10.0
Press Jailed	10.0	10.0	10.0	10.0	10.0	10.0	10.0	10.0	10.0	10.0
Laws and Reg. That Influence Media	2.3	2.0	2.3	2.7	2.7	3.3	3.7	3.7	4.0	4.0
Political Pressure, Control Media	3.3	3.0	3.0	3.5	3.3	3.8	4.3	4.8	5.3	5.3
Access to Cable and Satellite	6.7	6.7	6.7	7.5	7.5	7.5	10.0	10.0	10.0	10.0
Freedom of Access to Frgn. Info.	6.7	6.7	6.7	7.5	7.5	7.5	10.0	10.0	10.0	10.0
State Control over Internet Access	10.0	10.0	10.0	7.5	7.5	7.5	10.0	10.0	10.0	10.0
Identity and Relationships	2.5	2.5	2.5	2.5	2.5	2.5	5.0	5.0	5.0	2.5
Legal Gender	-	-	-	-	-	-	-	-	-	-
Same-Sex Relationships	0.0	0.0	0.0	0.0	0.0	0.0	5.0	5.0	5.0	5.0
Divorce	5.0	5.0	5.0	5.0	5.0	5.0	5.0	5.0	5.0	0.0

TRINIDAD AND TOBAGO

LATIN AMERICA & THE CARIBBEAN

Ranking

96

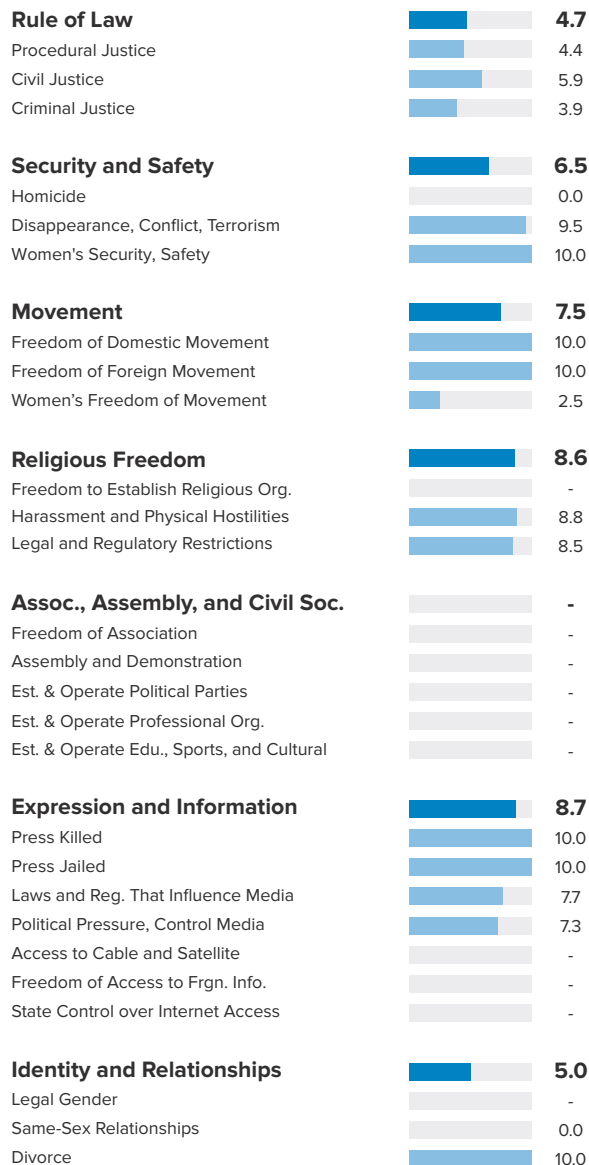
Score

6.62

Personal Freedom

97/162 Ranking

Score 6.54



Economic Freedom

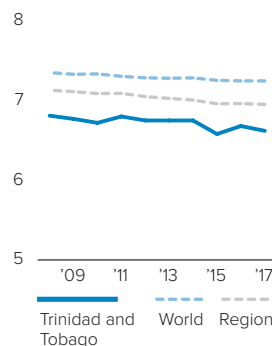
91/162 Ranking

Score 6.70

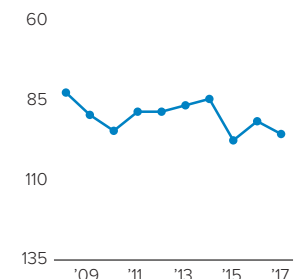


Human Freedom

Score over Time



Ranking over Time



TRINIDAD AND TOBAGO

LATIN AMERICA & THE CARIBBEAN

	2008	2009	2010	2011	2012	2013	2014	2015	2016	2017
Human Freedom Ranking	6.81	6.77	6.72	6.80	6.75	6.75	6.75	6.58	6.68	6.62
	83	90	95	89	89	87	85	98	92	96
Economic Freedom	6.74	6.60	6.58	6.56	6.50	6.71	6.70	6.40	6.71	6.70
Personal Freedom	6.88	6.93	6.86	7.03	7.00	6.79	6.79	6.76	6.64	6.54
Rule of Law	5.2	5.3	5.3	5.3	5.0	4.9	5.0	5.0	4.7	4.7
Procedural Justice	-	-	-	-	-	-	-	4.9	4.4	4.4
Civil Justice	-	-	-	-	-	-	-	6.1	5.9	5.9
Criminal Justice	-	-	-	-	-	-	-	4.0	3.9	3.9
Security and Safety	5.7	5.7	5.7	6.3	6.5	5.6	5.7	5.7	5.7	6.5
Homicide	0.0	0.0	0.0	0.0	0.0	0.0	0.0	0.0	0.0	0.0
Disappearance, Conflict, Terrorism	9.5	9.5	9.5	9.0	9.5	9.4	9.5	9.5	9.5	9.5
Women's Security, Safety	7.5	7.5	7.5	10.0	10.0	7.5	7.5	7.5	7.5	10.0
Movement	10.0	10.0	10.0	10.0	10.0	10.0	10.0	10.0	10.0	7.5
Freedom of Domestic Movement	10.0	10.0	10.0	10.0	10.0	10.0	10.0	10.0	10.0	10.0
Freedom of Foreign Movement	10.0	10.0	10.0	10.0	10.0	10.0	10.0	10.0	10.0	10.0
Women's Freedom of Movement	10.0	10.0	10.0	10.0	10.0	10.0	10.0	10.0	10.0	2.5
Religious Freedom	9.4	9.8	9.2	9.2	9.3	9.4	9.4	9.1	8.6	8.6
Freedom to Establish Religious Org.	-	-	-	-	-	-	-	-	-	-
Harassment and Physical Hostilities	9.3	9.8	9.4	9.7	9.8	9.8	9.8	9.6	8.8	8.8
Legal and Regulatory Restrictions	9.4	9.7	9.0	8.8	8.8	9.0	9.0	8.5	8.5	8.5
Assoc., Assembly, and Civil Society	-	-	-	-	-	-	-	-	-	-
Freedom of Association	-	-	-	-	-	-	-	-	-	-
Assembly and Demonstration	-	-	-	-	-	-	-	-	-	-
Est. & Operate Political Parties	-	-	-	-	-	-	-	-	-	-
Est. & Operate Professional Organizations	-	-	-	-	-	-	-	-	-	-
Est. & Operate Edu., Sporting, and Cultural	-	-	-	-	-	-	-	-	-	-
Expression and Information	8.9	8.9	8.8	8.8	8.8	8.8	8.7	8.7	8.7	8.7
Press Killed	10.0	10.0	10.0	10.0	10.0	10.0	10.0	10.0	10.0	10.0
Press Jailed	10.0	10.0	10.0	10.0	10.0	10.0	10.0	10.0	10.0	10.0
Laws and Reg. That Influence Media	8.0	8.0	8.0	8.0	8.0	8.0	7.7	7.7	7.7	7.7
Political Pressure, Control Media	7.5	7.5	7.3	7.3	7.0	7.3	7.0	7.0	7.3	7.3
Access to Cable and Satellite	-	-	-	-	-	-	-	-	-	-
Freedom of Access to Frgn. Info.	-	-	-	-	-	-	-	-	-	-
State Control over Internet Access	-	-	-	-	-	-	-	-	-	-
Identity and Relationships	5.0	5.0	5.0	5.0	5.0	5.0	5.0	5.0	5.0	5.0
Legal Gender	-	-	-	-	-	-	-	-	-	-
Same-Sex Relationships	0.0	0.0	0.0	0.0	0.0	0.0	0.0	0.0	0.0	0.0
Divorce	10.0	10.0	10.0	10.0	10.0	10.0	10.0	10.0	10.0	10.0

TUNISIA

MIDDLE EAST & NORTH AFRICA

Ranking

129

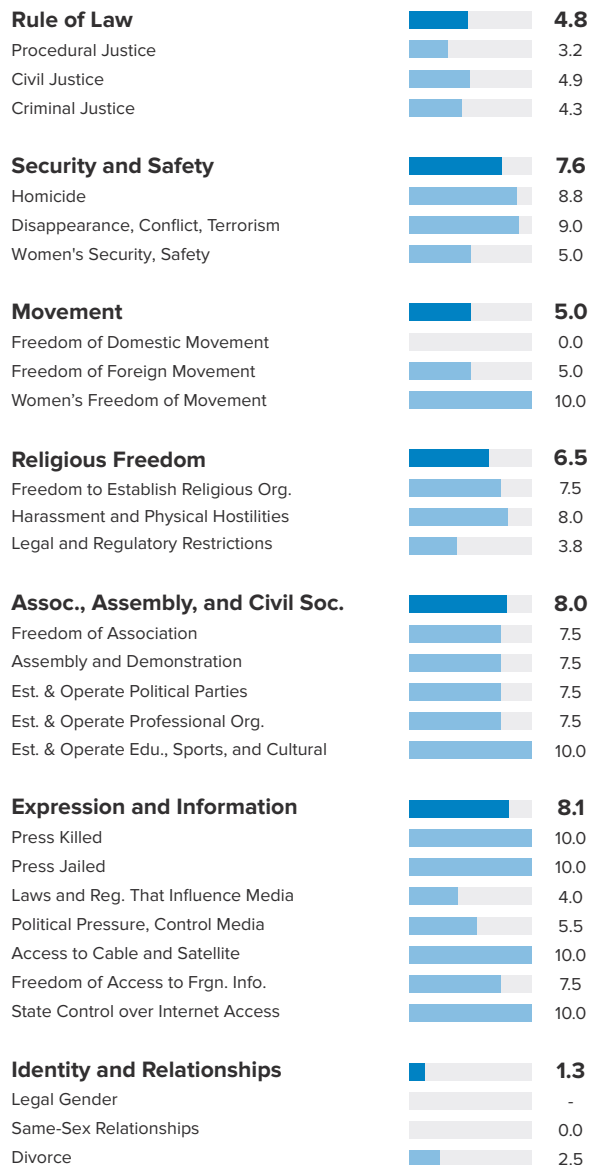
Score

6.08

Personal Freedom

122/162 Ranking

Score 5.97



Economic Freedom

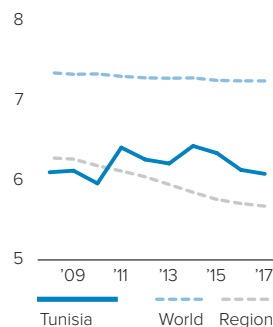
122/162 Ranking

Score 6.20

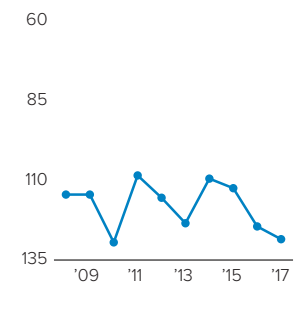


Human Freedom

Score over Time



Ranking over Time



TUNISIA

MIDDLE EAST & NORTH AFRICA

	2008	2009	2010	2011	2012	2013	2014	2015	2016	2017
Human Freedom Ranking	6.10 115	6.12 115	5.96 130	6.41 109	6.26 116	6.21 124	6.43 110	6.34 113	6.13 125	6.08 129
Economic Freedom	6.64	6.66	6.48	6.97	6.43	6.35	6.44	6.31	6.25	6.20
Personal Freedom	5.57	5.57	5.44	5.85	6.08	6.07	6.43	6.36	6.01	5.97
Rule of Law	5.2	5.2	5.2	5.2	4.8	4.8	4.7	4.7	4.8	4.8
Procedural Justice	4.9	4.9	4.9	4.9	4.5	4.5	4.1	4.5	3.2	3.2
Civil Justice	5.6	5.6	5.6	5.6	5.4	5.4	5.2	4.9	4.9	4.9
Criminal Justice	5.2	5.2	5.2	5.2	4.5	4.5	4.9	4.6	4.3	4.3
Security and Safety	8.6	8.7	8.3	7.6	7.4	7.3	7.4	7.2	7.3	7.6
Homicide	8.9	9.0	8.9	8.8	8.8	8.8	8.8	8.8	8.8	8.8
Disappearance, Conflict, Terrorism	9.5	9.5	8.5	9.0	8.5	8.2	8.5	8.0	8.1	9.0
Women's Security, Safety	7.5	7.5	7.5	5.0	5.0	5.0	5.0	5.0	5.0	5.0
Movement	5.0	5.0	5.0	5.0	8.3	8.3	8.3	8.3	5.0	5.0
Freedom of Domestic Movement	0.0	0.0	0.0	0.0	10.0	10.0	10.0	10.0	5.0	0.0
Freedom of Foreign Movement	5.0	5.0	5.0	10.0	10.0	10.0	10.0	10.0	5.0	5.0
Women's Freedom of Movement	10.0	10.0	10.0	5.0	5.0	5.0	5.0	5.0	5.0	10.0
Religious Freedom	4.7	4.9	4.4	5.3	5.3	5.4	6.7	6.9	6.5	6.5
Freedom to Establish Religious Org.	1.3	1.3	1.3	3.8	3.8	3.8	7.5	7.5	7.5	7.5
Harassment and Physical Hostilities	9.0	9.3	8.2	8.4	7.3	7.8	7.7	7.9	8.0	8.0
Legal and Regulatory Restrictions	3.7	4.3	3.7	3.8	4.8	4.7	5.0	5.2	3.8	3.8
Assoc., Assembly, and Civil Society	4.2	4.2	4.2	6.8	6.8	6.8	8.0	8.0	8.0	8.0
Freedom of Association	2.5	2.5	2.5	7.5	7.5	7.5	7.5	7.5	7.5	7.5
Assembly and Demonstration	2.5	2.5	2.5	5.0	5.0	5.0	7.5	7.5	7.5	7.5
Est. & Operate Political Parties	2.9	2.9	2.9	7.5	7.5	7.5	7.5	7.5	7.5	7.5
Est. & Operate Professional Organizations	5.8	5.8	5.8	7.5	7.5	7.5	7.5	7.5	7.5	7.5
Est. & Operate Edu., Sporting, and Cultural	7.1	7.1	7.1	6.3	6.3	6.3	10.0	10.0	10.0	10.0
Expression and Information	4.8	4.4	4.5	7.0	7.4	7.4	8.3	8.2	8.0	8.1
Press Killed	10.0	10.0	10.0	6.9	10.0	10.0	10.0	10.0	10.0	10.0
Press Jailed	10.0	8.1	9.1	10.0	10.0	10.0	10.0	10.0	9.1	10.0
Laws and Reg. That Influence Media	1.0	1.0	1.0	4.0	4.0	4.0	4.7	4.3	4.0	4.0
Political Pressure, Control Media	2.3	1.8	1.8	5.8	5.5	5.3	6.0	5.5	5.5	5.5
Access to Cable and Satellite	6.7	6.7	6.7	10.0	10.0	10.0	10.0	10.0	10.0	10.0
Freedom of Access to Frgn. Info.	3.3	3.3	3.3	7.5	7.5	7.5	7.5	7.5	7.5	7.5
State Control over Internet Access	0.0	0.0	0.0	5.0	5.0	5.0	10.0	10.0	10.0	10.0
Identity and Relationships	2.5	2.5	2.5	2.5	2.5	2.5	2.5	2.5	2.5	1.3
Legal Gender	-	-	-	-	-	-	-	-	-	-
Same-Sex Relationships	0.0	0.0	0.0	0.0	0.0	0.0	0.0	0.0	0.0	0.0
Divorce	5.0	5.0	5.0	5.0	5.0	5.0	5.0	5.0	5.0	2.5

TURKEY

MIDDLE EAST & NORTH AFRICA

Ranking

122

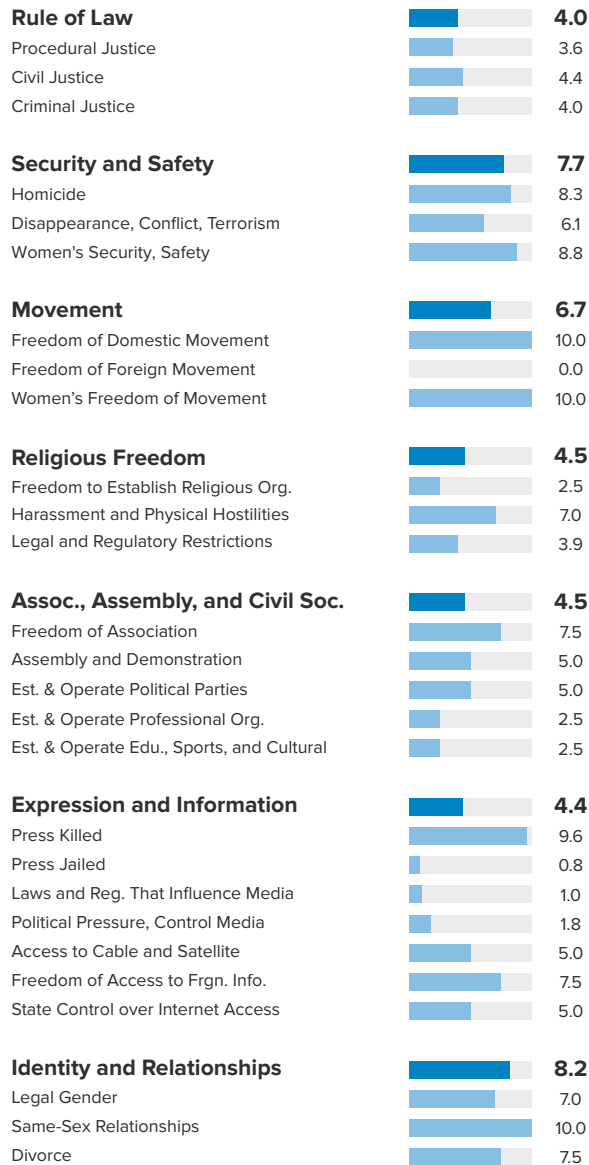
Score

6.21

Personal Freedom

131/162 Ranking

Score 5.74



Economic Freedom

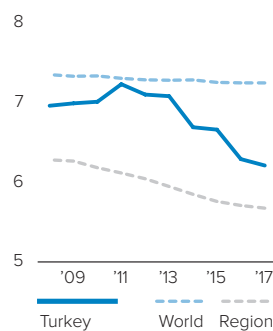
95/162 Ranking

Score 6.67

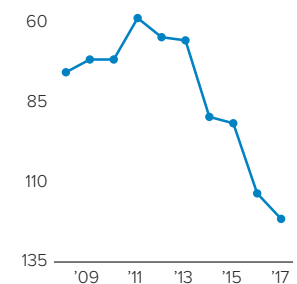


Human Freedom

Score over Time



Ranking over Time



TURKEY

MIDDLE EAST & NORTH AFRICA

	2008	2009	2010	2011	2012	2013	2014	2015	2016	2017
Human Freedom Ranking	6.96	6.99	7.01	7.23	7.10	7.08	6.69	6.66	6.29	6.21
	76	72	72	59	65	66	90	92	114	122
Economic Freedom	6.95	6.83	6.87	7.05	7.01	6.86	6.87	6.84	6.83	6.67
Personal Freedom	6.97	7.14	7.16	7.40	7.18	7.31	6.52	6.49	5.76	5.74
Rule of Law	4.8	4.8	4.8	4.8	4.6	4.6	3.9	4.1	4.0	4.0
Procedural Justice	4.8	4.8	4.8	4.8	4.5	4.5	3.3	3.7	3.6	3.6
Civil Justice	5.5	5.5	5.5	5.5	5.2	5.2	4.9	4.6	4.4	4.4
Criminal Justice	4.2	4.2	4.2	4.2	3.9	3.9	3.5	4.0	4.0	4.0
Security and Safety	8.5	8.6	8.7	8.7	8.4	9.0	8.7	8.3	7.5	7.7
Homicide	8.2	7.9	8.3	8.3	8.3	8.3	8.3	8.3	8.3	8.3
Disappearance, Conflict, Terrorism	7.6	8.1	8.2	7.9	7.3	8.8	7.9	6.7	4.3	6.1
Women's Security, Safety	9.8	9.8	9.8	9.8	9.8	10.0	10.0	10.0	10.0	8.8
Movement	8.3	10.0	10.0	10.0	10.0	10.0	10.0	10.0	6.7	6.7
Freedom of Domestic Movement	10.0	10.0	10.0	10.0	10.0	10.0	10.0	10.0	10.0	10.0
Freedom of Foreign Movement	5.0	10.0	10.0	10.0	10.0	10.0	10.0	10.0	0.0	0.0
Women's Freedom of Movement	10.0	10.0	10.0	10.0	10.0	10.0	10.0	10.0	10.0	10.0
Religious Freedom	5.8	5.7	5.6	6.1	5.8	5.6	4.4	4.9	4.5	4.5
Freedom to Establish Religious Org.	4.2	4.2	4.2	5.0	5.0	5.0	2.5	2.5	2.5	2.5
Harassment and Physical Hostilities	7.9	8.1	7.3	7.7	7.6	7.2	7.0	7.2	7.0	7.0
Legal and Regulatory Restrictions	5.3	5.0	5.5	5.6	4.9	4.6	3.7	4.9	3.9	3.9
Assoc., Assembly, and Civil Society	5.9	5.9	5.9	7.0	7.0	7.0	4.5	4.5	4.5	4.5
Freedom of Association	5.0	5.0	5.0	7.5	7.5	7.5	7.5	7.5	7.5	7.5
Assembly and Demonstration	5.0	5.0	5.0	7.5	7.5	7.5	5.0	5.0	5.0	5.0
Est. & Operate Political Parties	5.4	5.4	5.4	6.3	6.3	6.3	5.0	5.0	5.0	5.0
Est. & Operate Professional Organizations	7.1	7.1	7.1	7.5	7.5	7.5	2.5	2.5	2.5	2.5
Est. & Operate Edu., Sporting, and Cultural	7.1	7.1	7.1	6.3	6.3	6.3	2.5	2.5	2.5	2.5
Expression and Information	6.5	6.3	6.2	7.3	6.5	6.5	4.6	5.5	4.2	4.4
Press Killed	10.0	9.5	9.5	10.0	10.0	10.0	9.6	8.7	9.2	9.6
Press Jailed	10.0	9.9	9.4	8.9	3.4	4.7	0.0	8.2	0.0	0.8
Laws and Reg. That Influence Media	3.0	2.7	2.7	2.7	3.0	2.3	2.0	1.3	1.0	1.0
Political Pressure, Control Media	5.5	5.5	4.8	4.5	4.0	3.5	3.3	2.5	1.8	1.8
Access to Cable and Satellite	6.7	6.7	6.7	10.0	10.0	10.0	5.0	5.0	5.0	5.0
Freedom of Access to Frgn. Info.	6.7	6.7	6.7	10.0	10.0	10.0	7.5	7.5	7.5	7.5
State Control over Internet Access	3.3	3.3	3.3	5.0	5.0	5.0	5.0	5.0	5.0	5.0
Identity and Relationships	10.0	10.0	10.0	10.0	10.0	10.0	10.0	9.0	9.0	8.2
Legal Gender	-	-	-	-	-	-	-	7.0	7.0	7.0
Same-Sex Relationships	10.0	10.0	10.0	10.0	10.0	10.0	10.0	10.0	10.0	10.0
Divorce	10.0	10.0	10.0	10.0	10.0	10.0	10.0	10.0	10.0	7.5

UGANDA

SUB-SAHARAN AFRICA

Ranking

97

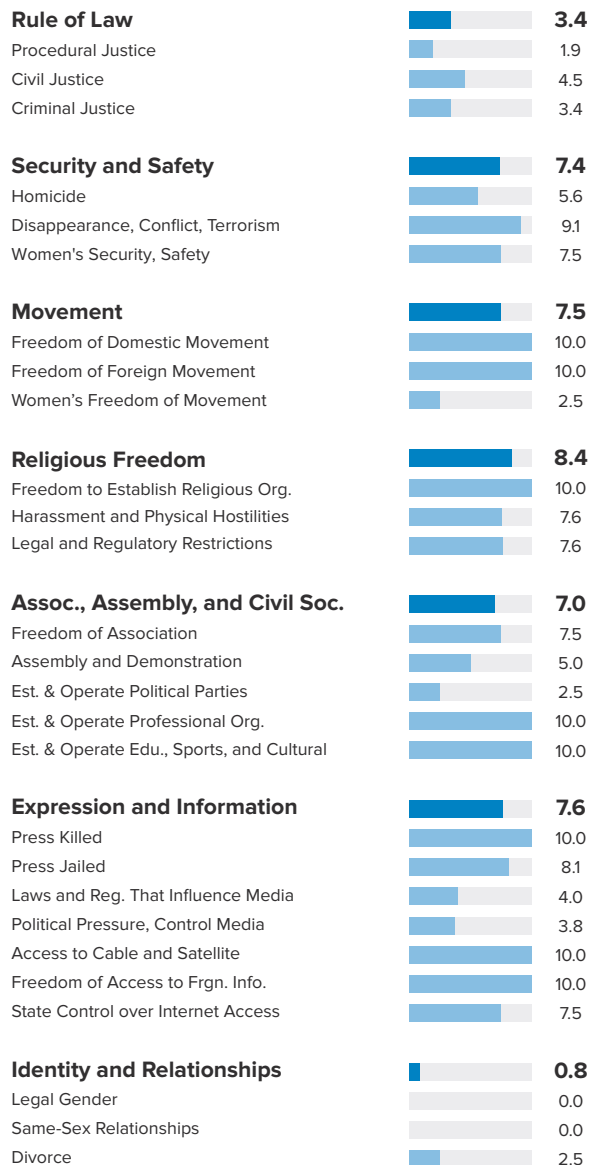
Score

6.61

Personal Freedom

129/162 Ranking

Score 5.82



Economic Freedom

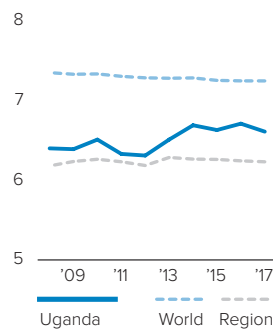
48/162 Ranking

Score 7.39

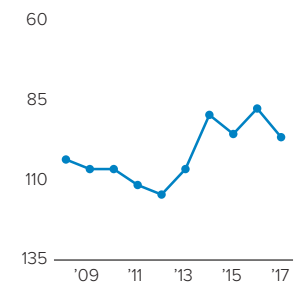


Human Freedom

Score over Time



Ranking over Time



UGANDA

SUB-SAHARAN AFRICA

	2008	2009	2010	2011	2012	2013	2014	2015	2016	2017
Human Freedom Ranking	6.40 104	6.39 107	6.51 107	6.33 112	6.31 115	6.51 107	6.69 90	6.63 96	6.71 88	6.61 97
Economic Freedom	7.21	7.35	7.37	7.15	7.20	7.32	7.27	7.26	7.31	7.39
Personal Freedom	5.60	5.44	5.64	5.51	5.41	5.70	6.12	5.99	6.11	5.82
Rule of Law	4.1	4.1	4.1	4.1	3.6	3.6	3.5	3.2	3.4	3.4
Procedural Justice	2.7	2.7	2.7	2.7	2.3	2.3	2.3	2.1	1.9	1.9
Civil Justice	5.1	5.1	5.1	5.1	4.8	4.8	4.8	4.2	4.5	4.5
Criminal Justice	4.3	4.3	4.3	4.3	3.6	3.6	3.4	3.4	3.4	3.4
Security and Safety	6.7	6.1	6.5	6.1	6.2	7.4	6.8	7.0	7.4	7.4
Homicide	6.5	6.1	6.3	5.7	5.5	5.9	5.4	5.4	5.7	5.6
Disappearance, Conflict, Terrorism	8.9	7.5	8.5	7.7	8.0	8.8	7.5	8.2	9.1	9.1
Women's Security, Safety	4.8	4.8	4.8	5.0	5.0	7.5	7.5	7.5	7.5	7.5
Movement	3.3	3.3	5.0	5.0	5.0	5.0	8.3	8.3	8.3	7.5
Freedom of Domestic Movement	0.0	0.0	5.0	5.0	5.0	5.0	10.0	10.0	10.0	10.0
Freedom of Foreign Movement	5.0	5.0	5.0	5.0	5.0	5.0	10.0	10.0	10.0	10.0
Women's Freedom of Movement	5.0	5.0	5.0	5.0	5.0	5.0	5.0	5.0	5.0	2.5
Religious Freedom	7.5	7.4	7.0	7.4	7.4	7.2	8.5	8.6	8.4	8.4
Freedom to Establish Religious Org.	5.4	5.4	5.4	6.3	6.3	6.3	10.0	10.0	10.0	10.0
Harassment and Physical Hostilities	8.7	9.2	7.7	8.1	8.1	8.3	8.5	7.6	7.6	7.6
Legal and Regulatory Restrictions	8.3	7.6	7.8	7.8	7.9	7.2	7.0	8.1	7.6	7.6
Assoc., Assembly, and Civil Society	6.1	6.1	6.1	6.0	6.0	6.0	7.0	7.0	7.0	7.0
Freedom of Association	7.5	7.5	7.5	5.0	5.0	5.0	7.5	7.5	7.5	7.5
Assembly and Demonstration	7.5	7.5	7.5	5.0	5.0	5.0	5.0	5.0	5.0	5.0
Est. & Operate Political Parties	4.2	4.2	4.2	5.0	5.0	5.0	2.5	2.5	2.5	2.5
Est. & Operate Professional Organizations	4.2	4.2	4.2	6.3	6.3	6.3	10.0	10.0	10.0	10.0
Est. & Operate Edu., Sporting, and Cultural	7.1	7.1	7.1	8.8	8.8	8.8	10.0	10.0	10.0	10.0
Expression and Information	8.3	8.3	8.1	7.4	7.6	7.5	7.9	7.9	7.9	7.6
Press Killed	10.0	10.0	8.0	9.1	10.0	10.0	10.0	10.0	10.0	10.0
Press Jailed	10.0	10.0	10.0	10.0	10.0	10.0	10.0	10.0	10.0	8.1
Laws and Reg. That Influence Media	3.3	3.3	3.7	3.7	3.7	3.7	3.7	4.0	4.0	4.0
Political Pressure, Control Media	5.0	5.0	4.8	4.0	4.5	4.0	4.3	4.0	3.8	3.8
Access to Cable and Satellite	10.0	10.0	10.0	10.0	10.0	10.0	10.0	10.0	10.0	10.0
Freedom of Access to Frgn. Info.	10.0	10.0	10.0	7.5	7.5	7.5	10.0	10.0	10.0	10.0
State Control over Internet Access	10.0	10.0	10.0	7.5	7.5	7.5	7.5	7.5	7.5	7.5
Identity and Relationships	3.8	3.8	3.8	3.8	3.8	3.8	3.8	2.5	2.5	0.8
Legal Gender	-	-	-	-	-	-	-	0.0	0.0	0.0
Same-Sex Relationships	0.0	0.0	0.0	0.0	0.0	0.0	0.0	0.0	0.0	0.0
Divorce	7.5	7.5	7.5	7.5	7.5	7.5	7.5	7.5	7.5	2.5

UKRAINE

EASTERN EUROPE

Ranking

118

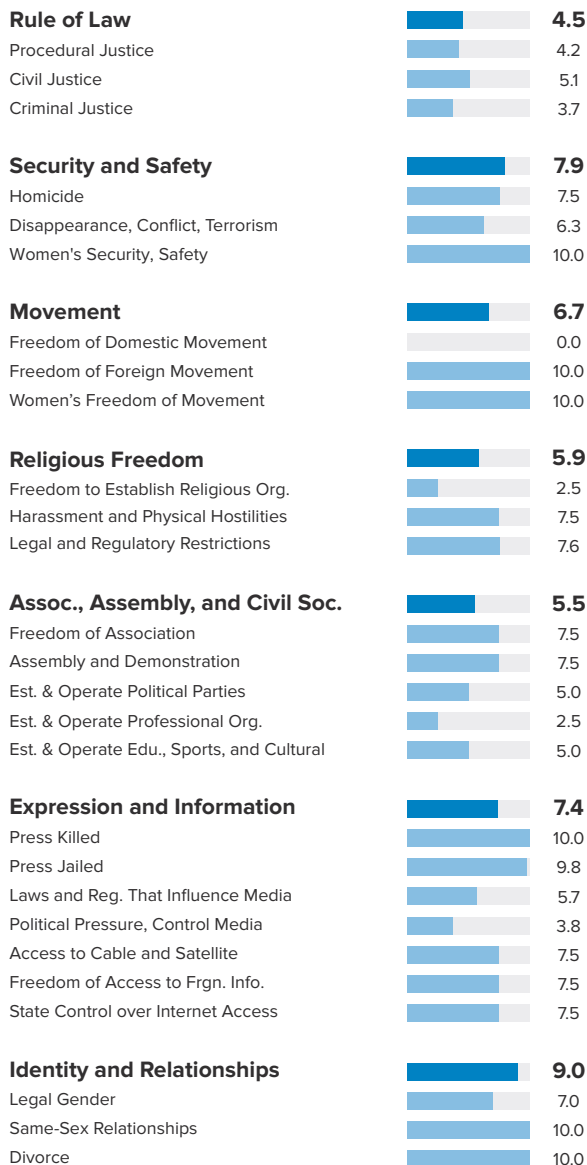
Score

6.26

Personal Freedom

96/162 Ranking

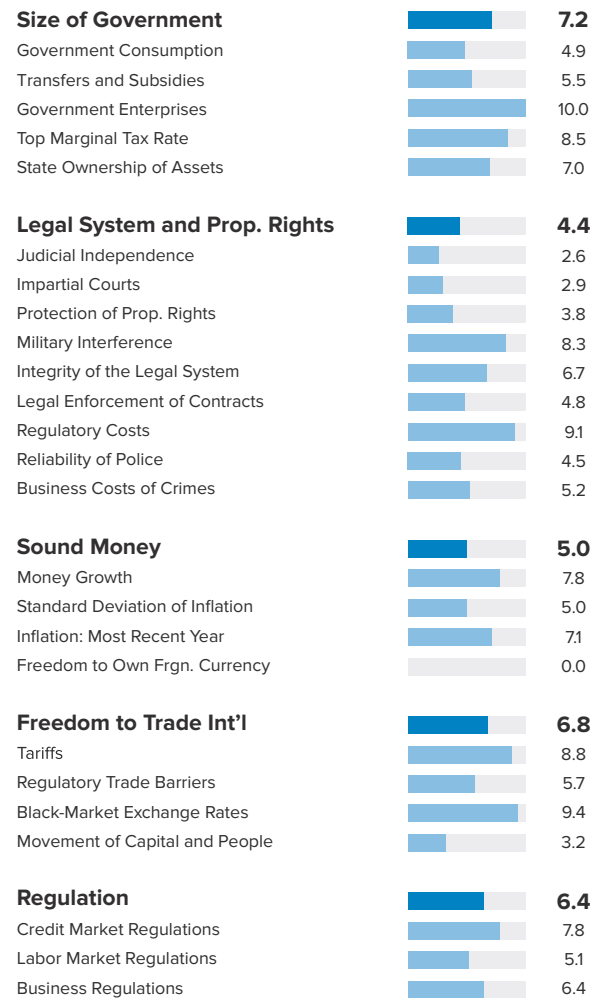
Score 6.56



Economic Freedom

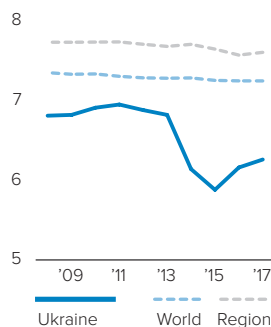
135/162 Ranking

Score 5.96



Human Freedom

Score over Time



Ranking over Time



UKRAINE

EASTERN EUROPE

	2008	2009	2010	2011	2012	2013	2014	2015	2016	2017
Human Freedom Ranking	6.81	6.82	6.91	6.95	6.88	6.82	6.14	5.88	6.16	6.26
	83	84	82	78	77	85	125	135	122	118
Economic Freedom	5.89	5.87	5.95	6.20	6.23	6.12	5.99	5.40	5.92	5.96
Personal Freedom	7.73	7.77	7.86	7.70	7.53	7.51	6.30	6.35	6.40	6.56
Rule of Law	4.7	4.7	4.7	4.7	4.5	4.5	4.5	4.6	4.6	4.5
Procedural Justice	5.1	5.1	5.1	5.1	4.9	4.9	5.1	5.1	4.2	4.2
Civil Justice	5.2	5.2	5.2	5.2	5.2	5.2	4.9	4.7	5.1	5.1
Criminal Justice	3.9	3.9	3.9	3.9	3.3	3.3	3.6	4.0	3.7	3.7
Security and Safety	9.1	9.2	9.3	9.1	8.8	8.7	6.1	6.4	8.0	7.9
Homicide	7.9	8.1	8.3	7.9	7.9	7.5	7.5	7.5	7.5	7.5
Disappearance, Conflict, Terrorism	9.5	9.5	9.5	9.5	8.5	8.5	0.9	1.7	6.5	6.3
Women's Security, Safety	10.0	10.0	10.0	10.0	10.0	10.0	10.0	10.0	10.0	10.0
Movement	8.3	8.3	10.0	10.0	10.0	10.0	8.3	8.3	5.0	6.7
Freedom of Domestic Movement	5.0	5.0	10.0	10.0	10.0	10.0	5.0	5.0	0.0	0.0
Freedom of Foreign Movement	10.0	10.0	10.0	10.0	10.0	10.0	10.0	10.0	5.0	10.0
Women's Freedom of Movement	10.0	10.0	10.0	10.0	10.0	10.0	10.0	10.0	10.0	10.0
Religious Freedom	8.7	9.0	8.1	7.7	7.5	7.8	5.9	5.9	5.9	5.9
Freedom to Establish Religious Org.	10.0	10.0	10.0	7.5	7.5	7.5	2.5	2.5	2.5	2.5
Harassment and Physical Hostilities	8.2	8.8	7.8	8.2	8.1	8.5	7.8	7.7	7.5	7.5
Legal and Regulatory Restrictions	8.0	8.1	6.7	7.5	7.0	7.5	7.5	7.5	7.6	7.6
Assoc., Assembly, and Civil Society	7.1	7.1	7.1	7.0	7.0	7.0	5.5	5.5	5.5	5.5
Freedom of Association	7.5	7.5	7.5	7.5	7.5	7.5	7.5	7.5	7.5	7.5
Assembly and Demonstration	7.5	7.5	7.5	7.5	7.5	7.5	7.5	7.5	7.5	7.5
Est. & Operate Political Parties	6.7	6.7	6.7	5.0	5.0	5.0	5.0	5.0	5.0	5.0
Est. & Operate Professional Organizations	5.4	5.4	5.4	7.5	7.5	7.5	2.5	2.5	2.5	2.5
Est. & Operate Edu., Sporting, and Cultural	8.3	8.3	8.3	7.5	7.5	7.5	5.0	5.0	5.0	5.0
Expression and Information	8.6	8.6	8.5	7.7	7.6	7.5	6.6	7.3	7.3	7.4
Press Killed	10.0	10.0	10.0	10.0	10.0	10.0	4.8	9.3	9.3	10.0
Press Jailed	10.0	10.0	10.0	10.0	10.0	10.0	10.0	10.0	10.0	9.8
Laws and Reg. That Influence Media	5.0	5.0	4.7	4.0	3.7	3.7	5.3	5.7	5.7	5.7
Political Pressure, Control Media	5.0	5.5	5.0	4.8	4.8	4.0	3.5	4.0	3.8	3.8
Access to Cable and Satellite	10.0	10.0	10.0	10.0	10.0	10.0	7.5	7.5	7.5	7.5
Freedom of Access to Frgn. Info.	10.0	10.0	10.0	5.0	5.0	5.0	7.5	7.5	7.5	7.5
State Control over Internet Access	10.0	10.0	10.0	10.0	10.0	10.0	7.5	7.5	7.5	7.5
Identity and Relationships	10.0	10.0	10.0	10.0	10.0	10.0	10.0	9.0	9.0	9.0
Legal Gender	-	-	-	-	-	-	-	7.0	7.0	7.0
Same-Sex Relationships	10.0	10.0	10.0	10.0	10.0	10.0	10.0	10.0	10.0	10.0
Divorce	10.0	10.0	10.0	10.0	10.0	10.0	10.0	10.0	10.0	10.0

UNITED ARAB EMIRATES

MIDDLE EAST & NORTH AFRICA

Ranking

128

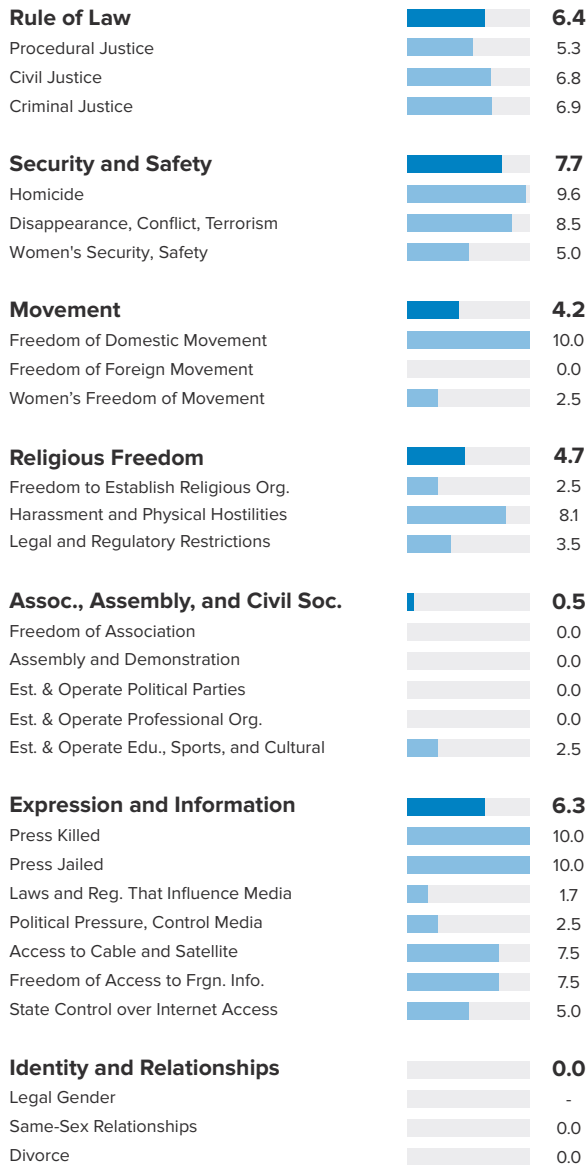
Score

6.13

Personal Freedom

148/162 Ranking

Score 5.09



Economic Freedom

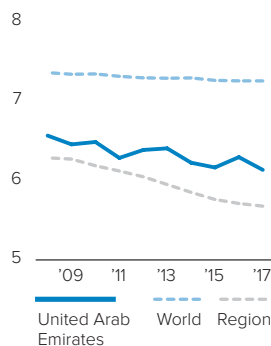
61/162 Ranking

Score 7.17

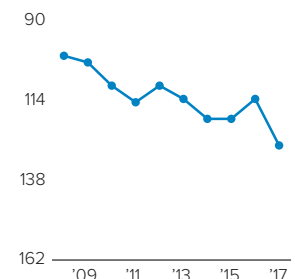


Human Freedom

Score over Time



Ranking over Time



UNITED ARAB EMIRATES

MIDDLE EAST & NORTH AFRICA

	2008	2009	2010	2011	2012	2013	2014	2015	2016	2017
Human Freedom Ranking	6.56	6.45	6.48	6.28	6.38	6.40	6.22	6.16	6.29	6.13
Economic Freedom	7.54	7.30	7.41	7.52	7.52	7.51	7.39	7.28	7.33	7.17
Personal Freedom	5.58	5.59	5.56	5.05	5.24	5.28	5.04	5.03	5.25	5.09
Rule of Law	6.5	6.5	6.5	6.5	6.8	6.8	6.6	6.3	6.4	6.4
Procedural Justice	6.1	6.1	6.1	6.1	6.6	6.6	5.9	4.8	5.3	5.3
Civil Justice	6.0	6.0	6.0	6.0	5.9	5.9	6.3	6.8	6.8	6.8
Criminal Justice	7.5	7.5	7.5	7.5	7.8	7.8	7.7	7.4	6.9	6.9
Security and Safety	8.6	8.6	8.6	8.3	8.2	8.2	7.9	7.7	8.0	7.7
Homicide	9.7	9.7	9.7	9.8	9.7	9.7	9.7	9.7	9.6	9.6
Disappearance, Conflict, Terrorism	10.0	10.0	10.0	10.0	10.0	10.0	9.0	8.5	9.5	8.5
Women's Security, Safety	6.0	6.0	6.0	5.0	5.0	5.0	5.0	5.0	5.0	5.0
Movement	1.7	1.7	1.7	1.7	3.3	3.3	1.7	3.3	5.0	4.2
Freedom of Domestic Movement	0.0	0.0	0.0	0.0	10.0	10.0	5.0	10.0	10.0	10.0
Freedom of Foreign Movement	0.0	0.0	0.0	5.0	0.0	0.0	0.0	0.0	5.0	0.0
Women's Freedom of Movement	5.0	5.0	5.0	0.0	0.0	0.0	0.0	0.0	0.0	2.5
Religious Freedom	5.9	6.0	5.7	5.4	5.1	5.6	5.6	5.1	4.7	4.7
Freedom to Establish Religious Org.	2.9	2.9	2.9	2.5	2.5	2.5	2.5	2.5	2.5	2.5
Harassment and Physical Hostilities	9.7	9.8	9.3	8.8	8.2	8.7	8.8	8.5	8.1	8.1
Legal and Regulatory Restrictions	5.0	5.3	4.9	4.7	4.6	5.5	5.5	4.4	3.5	3.5
Assoc., Assembly, and Civil Society	4.0	4.0	4.0	0.8	0.8	0.8	0.5	0.5	0.5	0.5
Freedom of Association	5.0	5.0	5.0	0.0	0.0	0.0	0.0	0.0	0.0	0.0
Assembly and Demonstration	2.5	2.5	2.5	0.0	0.0	0.0	0.0	0.0	0.0	0.0
Est. & Operate Political Parties	0.0	0.0	0.0	0.0	0.0	0.0	0.0	0.0	0.0	0.0
Est. & Operate Professional Organizations	4.2	4.2	4.2	0.0	0.0	0.0	0.0	0.0	0.0	0.0
Est. & Operate Edu., Sporting, and Cultural	8.3	8.3	8.3	3.8	3.8	3.8	2.5	2.5	2.5	2.5
Expression and Information	6.7	6.6	6.6	5.8	5.8	5.7	6.4	6.2	6.3	6.3
Press Killed	10.0	10.0	10.0	10.0	10.0	10.0	10.0	10.0	10.0	10.0
Press Jailed	10.0	10.0	10.0	10.0	10.0	10.0	10.0	8.9	10.0	10.0
Laws and Reg. That Influence Media	2.3	2.0	2.0	2.0	2.0	1.7	1.7	1.7	1.7	1.7
Political Pressure, Control Media	4.3	4.0	4.0	3.8	3.3	3.0	3.0	2.5	2.5	2.5
Access to Cable and Satellite	10.0	10.0	10.0	5.0	5.0	5.0	7.5	7.5	7.5	7.5
Freedom of Access to Frgn. Info.	6.7	6.7	6.7	7.5	7.5	7.5	7.5	7.5	7.5	7.5
State Control over Internet Access	3.3	3.3	3.3	2.5	2.5	2.5	5.0	5.0	5.0	5.0
Identity and Relationships	0.0	0.0	0.0	0.0	0.0	0.0	0.0	0.0	0.0	0.0
Legal Gender	-	-	-	-	-	-	-	-	-	-
Same-Sex Relationships	0.0	0.0	0.0	0.0	0.0	0.0	0.0	0.0	0.0	0.0
Divorce	0.0	0.0	0.0	0.0	0.0	0.0	0.0	0.0	0.0	0.0

UNITED KINGDOM

WESTERN EUROPE

Ranking

14

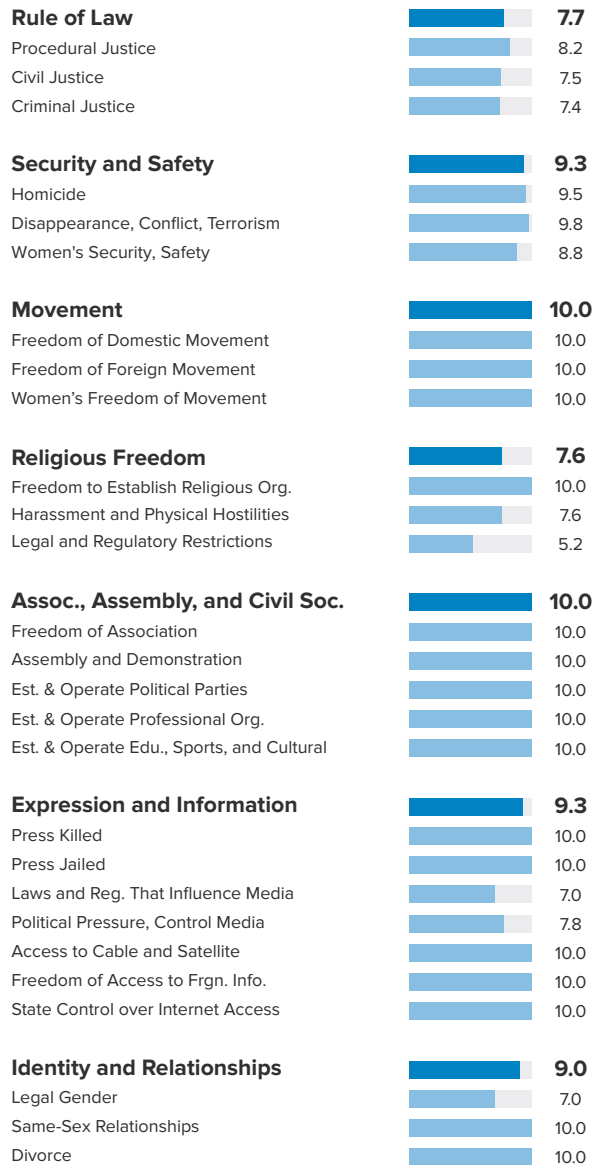
Score

8.47

Personal Freedom

20/162 Ranking

Score 8.85



Economic Freedom

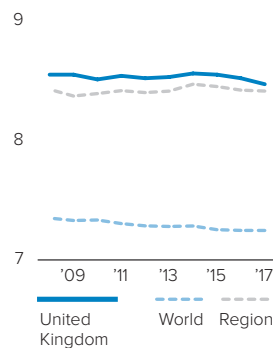
7/162 Ranking

Score 8.09

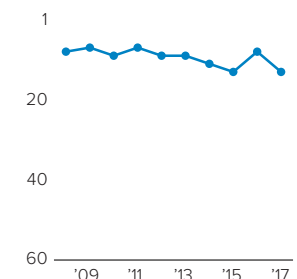


Human Freedom

Score over Time



Ranking over Time



UNITED KINGDOM

WESTERN EUROPE

	2008	2009	2010	2011	2012	2013	2014	2015	2016	2017
Human Freedom Ranking	8.55 9	8.55 8	8.51 10	8.54 8	8.52 10	8.53 10	8.56 12	8.55 14	8.52 9	8.47 14
Economic Freedom	8.02	8.00	8.02	7.99	8.02	8.00	7.97	8.07	8.06	8.09
Personal Freedom	9.08	9.09	9.01	9.08	9.03	9.07	9.15	9.02	8.97	8.85
Rule of Law	7.7	7.7	7.7	7.7	7.4	7.4	7.7	7.8	7.7	7.7
Procedural Justice	8.3	8.3	8.3	8.3	7.8	7.8	8.1	8.2	8.2	8.2
Civil Justice	7.2	7.2	7.2	7.2	7.2	7.2	7.4	7.5	7.5	7.5
Criminal Justice	7.5	7.5	7.5	7.5	7.2	7.2	7.6	7.6	7.4	7.4
Security and Safety	9.8	9.8	9.8	9.8	9.8	9.9	9.9	9.9	9.8	9.3
Homicide	9.5	9.5	9.5	9.6	9.6	9.6	9.6	9.6	9.5	9.5
Disappearance, Conflict, Terrorism	10.0	10.0	10.0	10.0	10.0	10.0	10.0	10.0	10.0	9.8
Women's Security, Safety	9.8	9.8	9.8	9.8	9.8	10.0	10.0	10.0	10.0	8.8
Movement	10.0	10.0	10.0	10.0	10.0	10.0	10.0	10.0	10.0	10.0
Freedom of Domestic Movement	10.0	10.0	10.0	10.0	10.0	10.0	10.0	10.0	10.0	10.0
Freedom of Foreign Movement	10.0	10.0	10.0	10.0	10.0	10.0	10.0	10.0	10.0	10.0
Women's Freedom of Movement	10.0	10.0	10.0	10.0	10.0	10.0	10.0	10.0	10.0	10.0
Religious Freedom	7.7	7.8	7.0	7.8	7.9	8.2	8.4	7.9	7.6	7.6
Freedom to Establish Religious Org.	8.3	8.3	8.3	10.0	10.0	10.0	10.0	10.0	10.0	10.0
Harassment and Physical Hostilities	7.9	8.1	7.5	8.0	7.6	7.8	8.3	7.8	7.6	7.6
Legal and Regulatory Restrictions	6.9	7.1	5.2	5.3	6.1	6.8	6.8	5.8	5.2	5.2
Assoc., Assembly, and Civil Society	10.0	10.0	10.0	10.0	10.0	10.0	10.0	10.0	10.0	10.0
Freedom of Association	10.0	10.0	10.0	10.0	10.0	10.0	10.0	10.0	10.0	10.0
Assembly and Demonstration	10.0	10.0	10.0	10.0	10.0	10.0	10.0	10.0	10.0	10.0
Est. & Operate Political Parties	10.0	10.0	10.0	10.0	10.0	10.0	10.0	10.0	10.0	10.0
Est. & Operate Professional Organizations	10.0	10.0	10.0	10.0	10.0	10.0	10.0	10.0	10.0	10.0
Est. & Operate Edu., Sporting, and Cultural	10.0	10.0	10.0	10.0	10.0	10.0	10.0	10.0	10.0	10.0
Expression and Information	9.4	9.4	9.4	9.3	9.3	9.3	9.3	9.3	9.3	9.3
Press Killed	10.0	10.0	10.0	10.0	10.0	10.0	10.0	10.0	10.0	10.0
Press Jailed	10.0	10.0	10.0	10.0	10.0	10.0	10.0	10.0	10.0	10.0
Laws and Reg. That Influence Media	8.0	8.0	8.0	7.7	7.7	7.3	7.0	7.0	7.0	7.0
Political Pressure, Control Media	8.0	8.0	8.0	7.8	7.8	7.5	7.8	7.8	7.8	7.8
Access to Cable and Satellite	10.0	10.0	10.0	10.0	10.0	10.0	10.0	10.0	10.0	10.0
Freedom of Access to Frgn. Info.	10.0	10.0	10.0	10.0	10.0	10.0	10.0	10.0	10.0	10.0
State Control over Internet Access	10.0	10.0	10.0	10.0	10.0	10.0	10.0	10.0	10.0	10.0
Identity and Relationships	10.0	10.0	10.0	10.0	10.0	10.0	10.0	9.0	9.0	9.0
Legal Gender	-	-	-	-	-	-	-	7.0	7.0	7.0
Same-Sex Relationships	10.0	10.0	10.0	10.0	10.0	10.0	10.0	10.0	10.0	10.0
Divorce	10.0	10.0	10.0	10.0	10.0	10.0	10.0	10.0	10.0	10.0

UNITED STATES

NORTH AMERICA

Ranking

Score

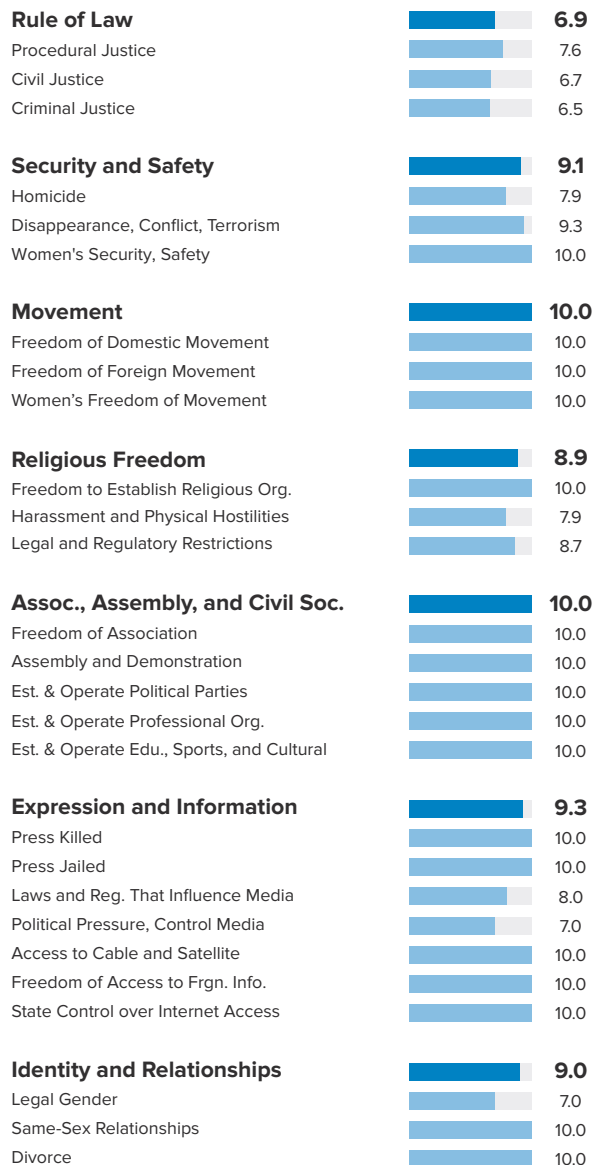
15

8.46

Personal Freedom

26/162 Ranking

Score 8.72



Economic Freedom

5/162 Ranking

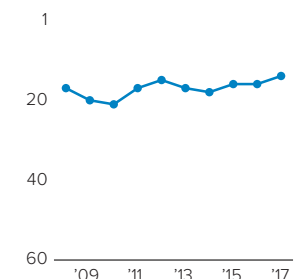
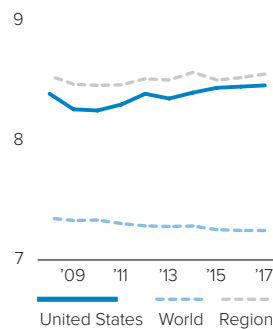
Score 8.19



Human Freedom

Score over Time

Ranking over Time



UNITED STATES

NORTH AMERICA

	2008	2009	2010	2011	2012	2013	2014	2015	2016	2017
Human Freedom Ranking	8.39	8.26	8.25	8.30	8.39	8.35	8.40	8.44	8.45	8.46
Economic Freedom	8.23	7.95	7.96	7.89	8.00	7.89	7.95	8.07	8.17	8.19
Personal Freedom	8.55	8.56	8.54	8.71	8.78	8.80	8.85	8.81	8.73	8.72
Rule of Law	6.8	6.8	6.8	6.8	6.5	6.5	6.7	7.1	7.0	6.9
Procedural Justice	7.3	7.3	7.3	7.3	6.9	6.9	7.1	8.1	7.6	7.6
Civil Justice	6.5	6.5	6.5	6.5	6.1	6.1	6.7	6.5	6.7	6.7
Criminal Justice	6.5	6.5	6.5	6.5	6.5	6.5	6.4	6.8	6.5	6.5
Security and Safety	9.2	9.2	9.3	9.3	9.3	9.4	9.4	9.3	9.1	9.1
Homicide	7.8	8.0	8.1	8.1	8.1	8.2	8.2	8.0	7.9	7.9
Disappearance, Conflict, Terrorism	9.9	9.9	9.9	10.0	9.9	10.0	10.0	10.0	9.4	9.3
Women's Security, Safety	9.8	9.8	9.8	9.8	9.8	10.0	10.0	10.0	10.0	10.0
Movement	8.3	8.3	8.3	8.3	10.0	10.0	10.0	10.0	10.0	10.0
Freedom of Domestic Movement	10.0	10.0	10.0	10.0	10.0	10.0	10.0	10.0	10.0	10.0
Freedom of Foreign Movement	5.0	5.0	5.0	5.0	10.0	10.0	10.0	10.0	10.0	10.0
Women's Freedom of Movement	10.0	10.0	10.0	10.0	10.0	10.0	10.0	10.0	10.0	10.0
Religious Freedom	9.0	9.0	8.5	9.0	9.0	9.0	8.9	8.6	8.9	8.9
Freedom to Establish Religious Org.	8.8	8.8	8.8	10.0	10.0	10.0	10.0	10.0	10.0	10.0
Harassment and Physical Hostilities	8.6	8.6	7.8	8.3	8.1	8.2	7.8	7.3	7.9	7.9
Legal and Regulatory Restrictions	9.5	9.5	9.1	8.8	8.8	8.8	8.8	8.5	8.7	8.7
Assoc., Assembly, and Civil Society	8.8	8.8	8.8	10.0	10.0	10.0	10.0	10.0	10.0	10.0
Freedom of Association	10.0	10.0	10.0	10.0	10.0	10.0	10.0	10.0	10.0	10.0
Assembly and Demonstration	10.0	10.0	10.0	10.0	10.0	10.0	10.0	10.0	10.0	10.0
Est. & Operate Political Parties	7.1	7.1	7.1	10.0	10.0	10.0	10.0	10.0	10.0	10.0
Est. & Operate Professional Organizations	8.8	8.8	8.8	10.0	10.0	10.0	10.0	10.0	10.0	10.0
Est. & Operate Edu., Sporting, and Cultural	8.3	8.3	8.3	10.0	10.0	10.0	10.0	10.0	10.0	10.0
Expression and Information	9.5	9.5	9.5	9.5	9.5	9.4	9.3	9.3	9.3	9.3
Press Killed	10.0	10.0	10.0	10.0	10.0	10.0	10.0	9.8	9.9	10.0
Press Jailed	10.0	10.0	10.0	10.0	10.0	10.0	10.0	10.0	10.0	10.0
Laws and Reg. That Influence Media	8.3	8.3	8.7	9.0	9.0	8.0	8.0	8.0	8.0	8.0
Political Pressure, Control Media	8.0	8.0	8.0	7.5	7.5	7.5	7.3	7.5	7.0	7.0
Access to Cable and Satellite	10.0	10.0	10.0	10.0	10.0	10.0	10.0	10.0	10.0	10.0
Freedom of Access to Frgn. Info.	10.0	10.0	10.0	10.0	10.0	10.0	10.0	10.0	10.0	10.0
State Control over Internet Access	10.0	10.0	10.0	10.0	10.0	10.0	10.0	10.0	10.0	10.0
Identity and Relationships	10.0	10.0	10.0	10.0	10.0	10.0	10.0	9.0	9.0	9.0
Legal Gender	-	-	-	-	-	-	-	7.0	7.0	7.0
Same-Sex Relationships	10.0	10.0	10.0	10.0	10.0	10.0	10.0	10.0	10.0	10.0
Divorce	10.0	10.0	10.0	10.0	10.0	10.0	10.0	10.0	10.0	10.0

URUGUAY

LATIN AMERICA & THE CARIBBEAN

Ranking

41

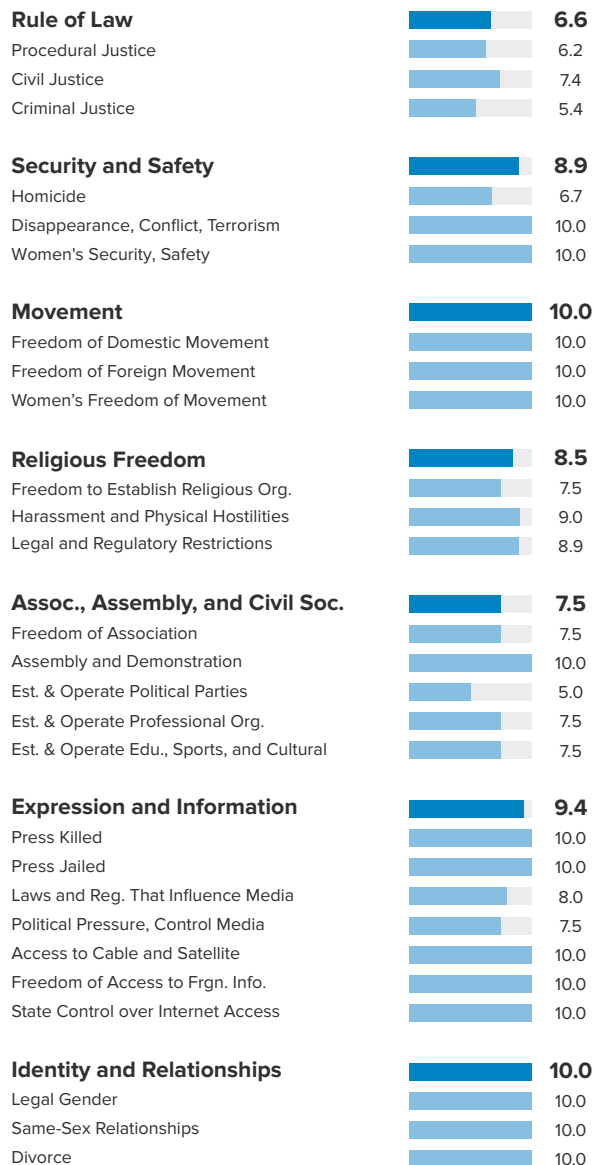
Score

7.74

Personal Freedom

35/162 Ranking

Score 8.42



Economic Freedom

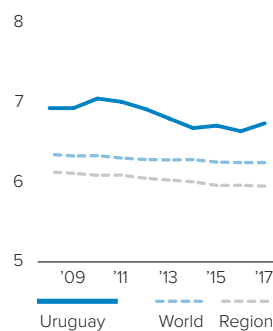
70/162 Ranking

Score 7.05

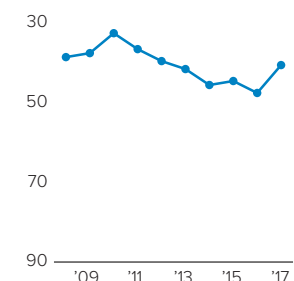


Human Freedom

Score over Time



Ranking over Time



URUGUAY

LATIN AMERICA & THE CARIBBEAN

	2008	2009	2010	2011	2012	2013	2014	2015	2016	2017
Human Freedom Ranking	7.93	7.93	8.05	8.01	7.92	7.80	7.68	7.71	7.64	7.74
	39	38	33	37	40	42	46	45	48	41
Economic Freedom	7.08	7.06	7.29	7.32	7.27	7.22	7.10	7.09	7.06	7.05
Personal Freedom	8.78	8.80	8.82	8.69	8.58	8.38	8.27	8.32	8.22	8.42
Rule of Law	6.4	6.4	6.4	6.4	6.3	6.3	6.7	7.0	6.6	6.6
Procedural Justice	7.0	7.0	7.0	7.0	7.1	7.1	7.5	7.8	6.2	6.2
Civil Justice	7.1	7.1	7.1	7.1	7.0	7.0	7.1	7.3	7.4	7.4
Criminal Justice	5.0	5.0	5.0	5.0	4.7	4.7	5.4	5.8	5.4	5.4
Security and Safety	9.1	9.1	9.2	9.2	9.0	8.1	8.1	8.0	8.1	8.9
Homicide	7.4	7.3	7.6	7.6	6.9	6.9	6.9	6.6	6.9	6.7
Disappearance, Conflict, Terrorism	10.0	10.0	10.0	10.0	10.0	10.0	10.0	10.0	10.0	10.0
Women's Security, Safety	10.0	10.0	10.0	10.0	10.0	7.5	7.5	7.5	7.5	10.0
Movement	10.0	10.0	10.0	10.0	10.0	10.0	10.0	10.0	10.0	10.0
Freedom of Domestic Movement	10.0	10.0	10.0	10.0	10.0	10.0	10.0	10.0	10.0	10.0
Freedom of Foreign Movement	10.0	10.0	10.0	10.0	10.0	10.0	10.0	10.0	10.0	10.0
Women's Freedom of Movement	10.0	10.0	10.0	10.0	10.0	10.0	10.0	10.0	10.0	10.0
Religious Freedom	9.7	9.9	9.9	9.9	9.7	9.8	8.8	8.9	8.5	8.5
Freedom to Establish Religious Org.	10.0	10.0	10.0	10.0	10.0	10.0	7.5	7.5	7.5	7.5
Harassment and Physical Hostilities	9.9	10.0	10.0	10.0	9.5	9.7	9.7	10.0	9.0	9.0
Legal and Regulatory Restrictions	9.1	9.8	9.8	9.6	9.6	9.6	9.2	9.2	8.9	8.9
Assoc., Assembly, and Civil Society	10.0	10.0	10.0	8.8	8.8	8.8	7.5	7.5	7.5	7.5
Freedom of Association	10.0	10.0	10.0	10.0	10.0	10.0	7.5	7.5	7.5	7.5
Assembly and Demonstration	10.0	10.0	10.0	10.0	10.0	10.0	10.0	10.0	10.0	10.0
Est. & Operate Political Parties	10.0	10.0	10.0	8.8	8.8	8.8	5.0	5.0	5.0	5.0
Est. & Operate Professional Organizations	10.0	10.0	10.0	7.5	7.5	7.5	7.5	7.5	7.5	7.5
Est. & Operate Edu., Sporting, and Cultural	10.0	10.0	10.0	7.5	7.5	7.5	7.5	7.5	7.5	7.5
Expression and Information	9.3	9.3	9.3	9.3	9.3	9.3	9.4	9.3	9.4	9.4
Press Killed	10.0	10.0	10.0	10.0	10.0	10.0	10.0	10.0	10.0	10.0
Press Jailed	10.0	10.0	10.0	10.0	10.0	10.0	10.0	10.0	10.0	10.0
Laws and Reg. That Influence Media	7.3	7.7	7.3	7.3	7.3	7.3	8.0	8.0	8.0	8.0
Political Pressure, Control Media	7.8	7.5	7.5	7.5	7.5	7.5	7.5	7.3	7.5	7.5
Access to Cable and Satellite	10.0	10.0	10.0	10.0	10.0	10.0	10.0	10.0	10.0	10.0
Freedom of Access to Frgn. Info.	10.0	10.0	10.0	10.0	10.0	10.0	10.0	10.0	10.0	10.0
State Control over Internet Access	10.0	10.0	10.0	10.0	10.0	10.0	10.0	10.0	10.0	10.0
Identity and Relationships	10.0	10.0	10.0	10.0	10.0	10.0	10.0	10.0	10.0	10.0
Legal Gender	-	-	-	-	-	-	-	10.0	10.0	10.0
Same-Sex Relationships	10.0	10.0	10.0	10.0	10.0	10.0	10.0	10.0	10.0	10.0
Divorce	10.0	10.0	10.0	10.0	10.0	10.0	10.0	10.0	10.0	10.0

VENEZUELA

LATIN AMERICA & THE CARIBBEAN

Ranking

161

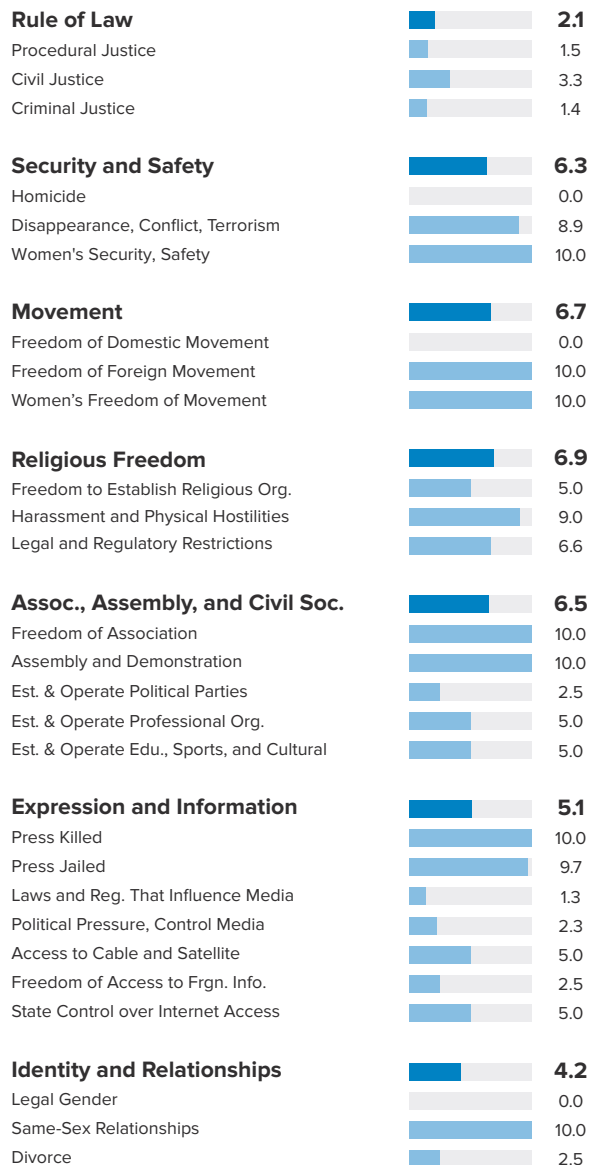
Score

3.80

Personal Freedom

149/162 Ranking

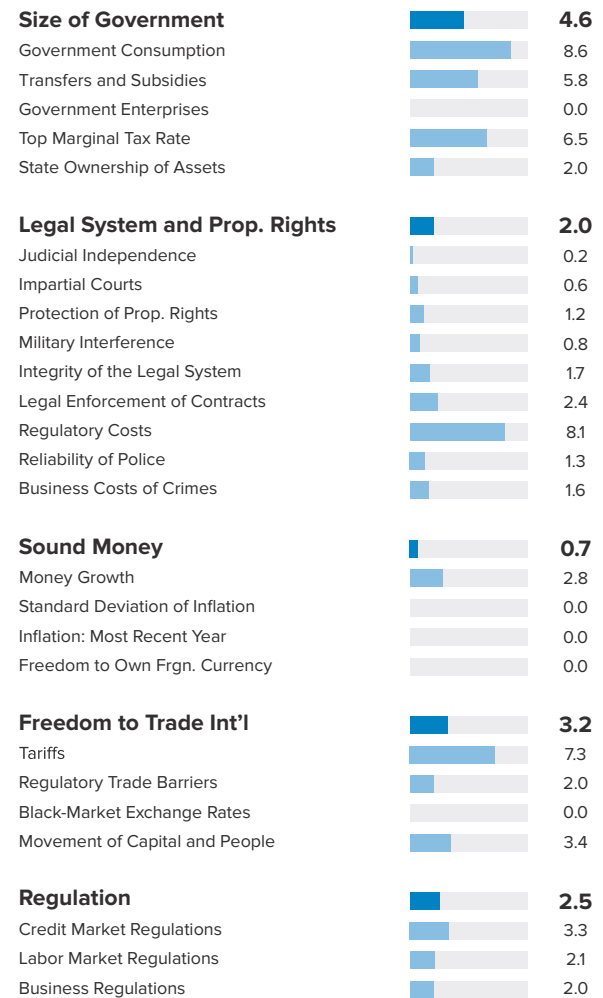
Score 5.03



Economic Freedom

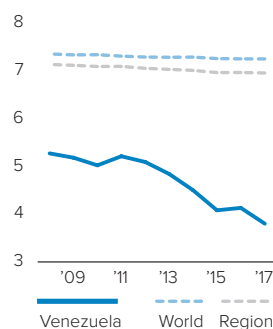
162/162 Ranking

Score 2.58

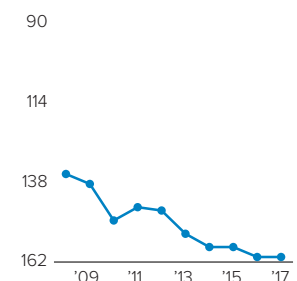


Human Freedom

Score over Time



Ranking over Time



VENEZUELA

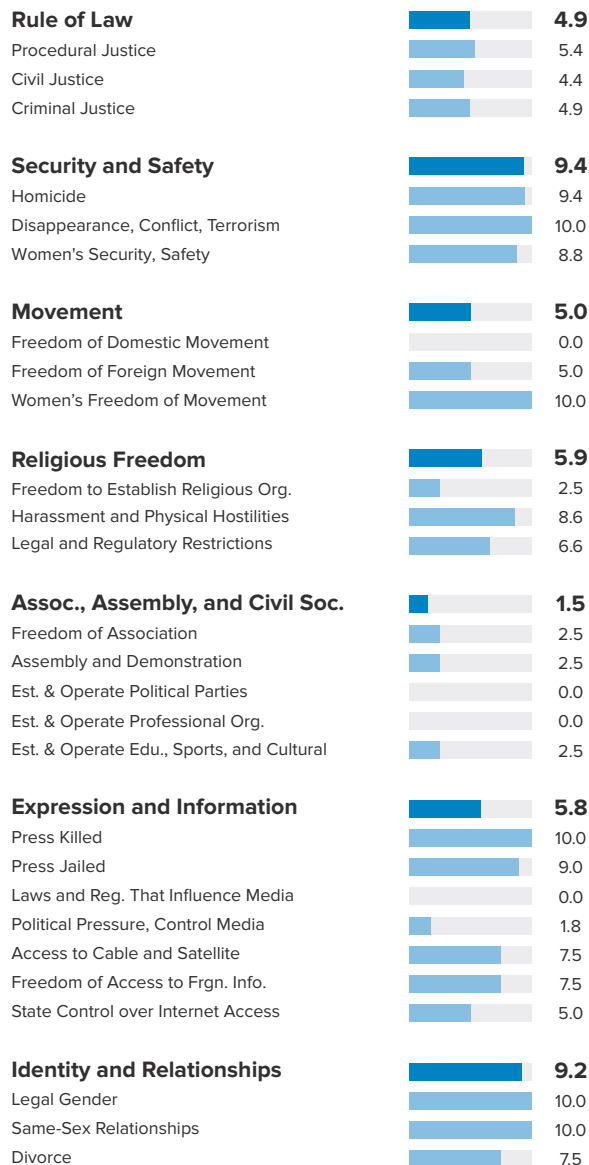
LATIN AMERICA & THE CARIBBEAN

	2008	2009	2010	2011	2012	2013	2014	2015	2016	2017
Human Freedom Ranking	5.27	5.18	5.02	5.21	5.09	4.84	4.50	4.08	4.13	3.80
	136	139	150	146	147	154	158	158	161	161
Economic Freedom	4.21	4.11	3.68	3.64	3.54	3.01	2.96	2.71	2.65	2.58
Personal Freedom	6.33	6.24	6.35	6.79	6.63	6.67	6.03	5.44	5.60	5.03
Rule of Law	3.1	3.1	3.1	3.1	2.5	2.5	2.2	1.8	2.1	2.1
Procedural Justice	3.0	3.0	3.0	3.0	2.5	2.5	1.5	1.2	1.5	1.5
Civil Justice	3.8	3.8	3.8	3.8	3.3	3.3	3.5	2.9	3.3	3.3
Criminal Justice	2.4	2.4	2.4	2.4	1.6	1.6	1.6	1.3	1.4	1.4
Security and Safety	6.7	6.3	6.0	6.3	6.3	6.3	6.3	6.3	6.3	6.3
Homicide	0.0	0.0	0.0	0.0	0.0	0.0	0.0	0.0	0.0	0.0
Disappearance, Conflict, Terrorism	10.0	9.0	8.0	9.0	9.0	9.0	9.0	9.0	8.9	8.9
Women's Security, Safety	10.0	10.0	10.0	10.0	10.0	10.0	10.0	10.0	10.0	10.0
Movement	8.3	8.3	10.0	10.0	10.0	10.0	10.0	8.3	10.0	6.7
Freedom of Domestic Movement	5.0	5.0	10.0	10.0	10.0	10.0	10.0	10.0	10.0	0.0
Freedom of Foreign Movement	10.0	10.0	10.0	10.0	10.0	10.0	10.0	5.0	10.0	10.0
Women's Freedom of Movement	10.0	10.0	10.0	10.0	10.0	10.0	10.0	10.0	10.0	10.0
Religious Freedom	7.8	7.9	8.0	8.4	8.3	8.6	7.3	7.3	6.9	6.9
Freedom to Establish Religious Org.	7.1	7.1	7.1	8.8	8.8	8.8	5.0	5.0	5.0	5.0
Harassment and Physical Hostilities	8.7	8.9	8.8	8.9	8.6	9.2	9.1	9.3	9.0	9.0
Legal and Regulatory Restrictions	7.7	7.8	8.1	7.5	7.5	7.9	7.9	7.7	6.6	6.6
Assoc., Assembly, and Civil Society	5.6	5.6	5.6	8.8	8.8	8.8	6.5	6.5	6.5	6.5
Freedom of Association	7.5	7.5	7.5	10.0	10.0	10.0	10.0	10.0	10.0	10.0
Assembly and Demonstration	5.0	5.0	5.0	10.0	10.0	10.0	10.0	10.0	10.0	10.0
Est. & Operate Political Parties	5.4	5.4	5.4	10.0	10.0	10.0	2.5	2.5	2.5	2.5
Est. & Operate Professional Organizations	5.8	5.8	5.8	6.3	6.3	6.3	5.0	5.0	5.0	5.0
Est. & Operate Edu., Sporting, and Cultural	4.2	4.2	4.2	7.5	7.5	7.5	5.0	5.0	5.0	5.0
Expression and Information	7.1	7.0	7.2	7.2	7.3	7.3	5.2	5.2	5.1	5.1
Press Killed	8.8	8.8	10.0	8.9	10.0	10.0	10.0	10.0	10.0	10.0
Press Jailed	10.0	9.7	10.0	10.0	10.0	10.0	10.0	10.0	9.7	9.7
Laws and Reg. That Influence Media	1.3	1.3	1.0	1.0	1.0	1.3	1.3	1.3	1.3	1.3
Political Pressure, Control Media	3.0	2.5	2.8	2.8	2.8	2.5	2.3	2.5	2.3	2.3
Access to Cable and Satellite	10.0	10.0	10.0	10.0	10.0	10.0	5.0	5.0	5.0	5.0
Freedom of Access to Frgn. Info.	10.0	10.0	10.0	10.0	10.0	10.0	2.5	2.5	2.5	2.5
State Control over Internet Access	6.7	6.7	6.7	7.5	7.5	7.5	5.0	5.0	5.0	5.0
Identity and Relationships	10.0	10.0	10.0	10.0	10.0	10.0	10.0	6.7	6.7	4.2
Legal Gender	-	-	-	-	-	-	-	0.0	0.0	0.0
Same-Sex Relationships	10.0	10.0	10.0	10.0	10.0	10.0	10.0	10.0	10.0	10.0
Divorce	10.0	10.0	10.0	10.0	10.0	10.0	10.0	10.0	10.0	2.5

Personal Freedom

109/162 Ranking

Score 6.31



Economic Freedom

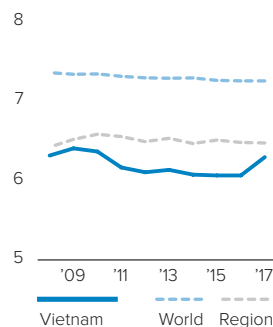
119/162 Ranking

Score 6.27

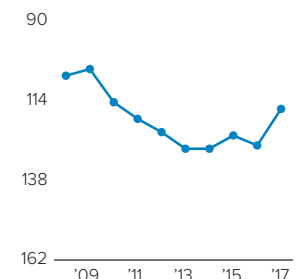


Human Freedom

Score over Time



Ranking over Time



VIETNAM

SOUTH ASIA

	2008	2009	2010	2011	2012	2013	2014	2015	2016	2017
Human Freedom Ranking	6.31	6.40	6.36	6.16	6.10	6.13	6.07	6.06	6.06	6.29
	107	105	115	120	124	129	129	125	128	117
Economic Freedom	5.97	6.11	6.05	5.96	6.06	6.11	6.08	6.13	6.26	6.27
Personal Freedom	6.65	6.68	6.68	6.36	6.14	6.16	6.05	5.99	5.86	6.31
Rule of Law	5.6	5.6	5.6	5.6	5.1	5.1	5.1	5.2	4.9	4.9
Procedural Justice	6.7	6.7	6.7	6.7	6.2	6.2	5.7	5.8	5.4	5.4
Civil Justice	4.3	4.3	4.3	4.3	4.2	4.2	4.6	4.7	4.4	4.4
Criminal Justice	5.7	5.7	5.7	5.7	4.7	4.7	5.0	5.0	4.9	4.9
Security and Safety	9.5	9.8	9.8	9.0	8.6	8.6	8.6	8.6	9.0	9.4
Homicide	9.5	9.4	9.4	9.4	9.4	9.4	9.4	9.4	9.4	9.4
Disappearance, Conflict, Terrorism	9.0	10.0	10.0	10.0	9.0	9.0	9.0	9.0	10.0	10.0
Women's Security, Safety	10.0	10.0	10.0	7.5	7.5	7.5	7.5	7.5	7.5	8.8
Movement	5.0	5.0	5.0	3.3	3.3	3.3	3.3	3.3	1.7	5.0
Freedom of Domestic Movement	5.0	5.0	5.0	5.0	0.0	0.0	0.0	0.0	0.0	0.0
Freedom of Foreign Movement	0.0	0.0	0.0	0.0	5.0	5.0	5.0	5.0	0.0	5.0
Women's Freedom of Movement	10.0	10.0	10.0	5.0	5.0	5.0	5.0	5.0	5.0	10.0
Religious Freedom	6.4	5.9	6.0	5.5	5.5	5.7	5.9	5.7	5.9	5.9
Freedom to Establish Religious Org.	4.2	4.2	4.2	2.5	2.5	2.5	2.5	2.5	2.5	2.5
Harassment and Physical Hostilities	8.3	7.6	7.4	7.4	7.4	7.7	8.0	8.0	8.6	8.6
Legal and Regulatory Restrictions	6.8	5.8	6.5	6.4	6.6	7.0	7.2	6.6	6.6	6.6
Assoc., Assembly, and Civil Society	2.8	2.8	2.8	3.3	3.3	3.3	1.5	1.5	1.5	1.5
Freedom of Association	2.5	2.5	2.5	2.5	2.5	2.5	2.5	2.5	2.5	2.5
Assembly and Demonstration	2.5	2.5	2.5	2.5	2.5	2.5	2.5	2.5	2.5	2.5
Est. & Operate Political Parties	1.7	1.7	1.7	3.8	3.8	3.8	0.0	0.0	0.0	0.0
Est. & Operate Professional Organizations	2.9	2.9	2.9	2.5	2.5	2.5	0.0	0.0	0.0	0.0
Est. & Operate Edu., Sporting, and Cultural	4.2	4.2	4.2	5.0	5.0	5.0	2.5	2.5	2.5	2.5
Expression and Information	4.6	4.7	4.6	5.1	5.1	5.0	5.5	5.9	5.8	5.8
Press Killed	10.0	10.0	10.0	9.6	10.0	10.0	10.0	10.0	10.0	10.0
Press Jailed	9.8	9.9	9.4	9.0	8.5	8.0	6.9	9.4	9.2	9.0
Laws and Reg. That Influence Media	0.7	0.7	0.7	0.7	0.3	0.3	0.0	0.0	0.0	0.0
Political Pressure, Control Media	1.8	2.0	1.8	1.5	1.8	1.8	1.5	1.8	1.8	1.8
Access to Cable and Satellite	3.3	3.3	3.3	7.5	7.5	7.5	7.5	7.5	7.5	7.5
Freedom of Access to Frgn. Info.	3.3	3.3	3.3	5.0	5.0	5.0	7.5	7.5	7.5	7.5
State Control over Internet Access	3.3	3.3	3.3	2.5	2.5	2.5	5.0	5.0	5.0	5.0
Identity and Relationships	10.0	10.0	10.0	10.0	10.0	10.0	10.0	9.0	9.0	9.2
Legal Gender	-	-	-	-	-	-	-	7.0	7.0	10.0
Same-Sex Relationships	10.0	10.0	10.0	10.0	10.0	10.0	10.0	10.0	10.0	10.0
Divorce	10.0	10.0	10.0	10.0	10.0	10.0	10.0	10.0	10.0	7.5

YEMEN, REP.

MIDDLE EAST & NORTH AFRICA

Ranking

160

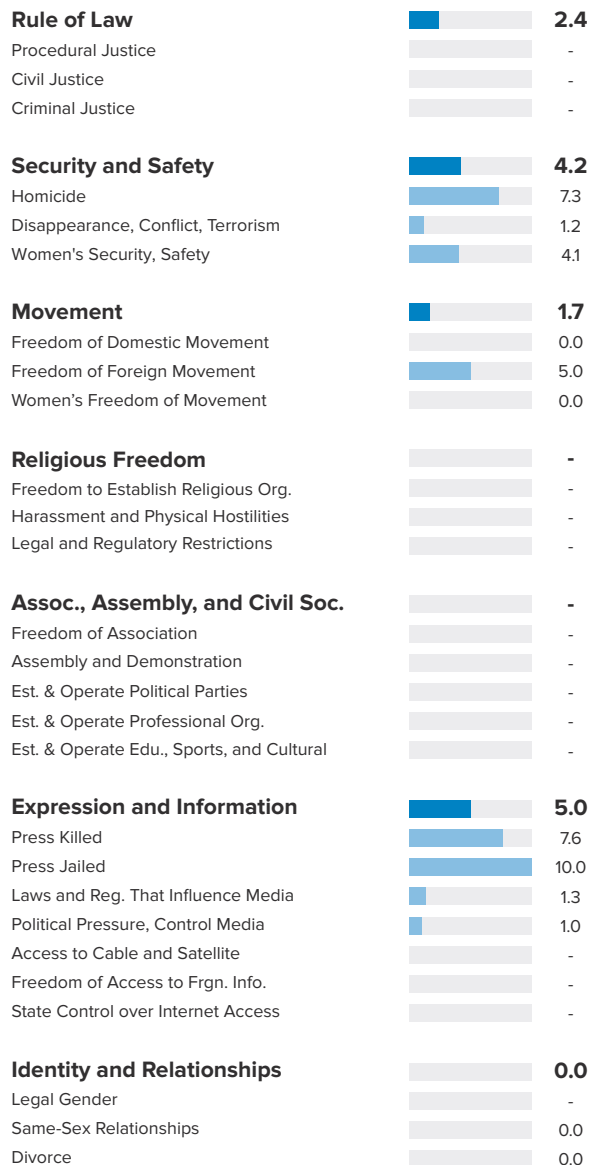
Score

4.30

Personal Freedom

161/162 Ranking

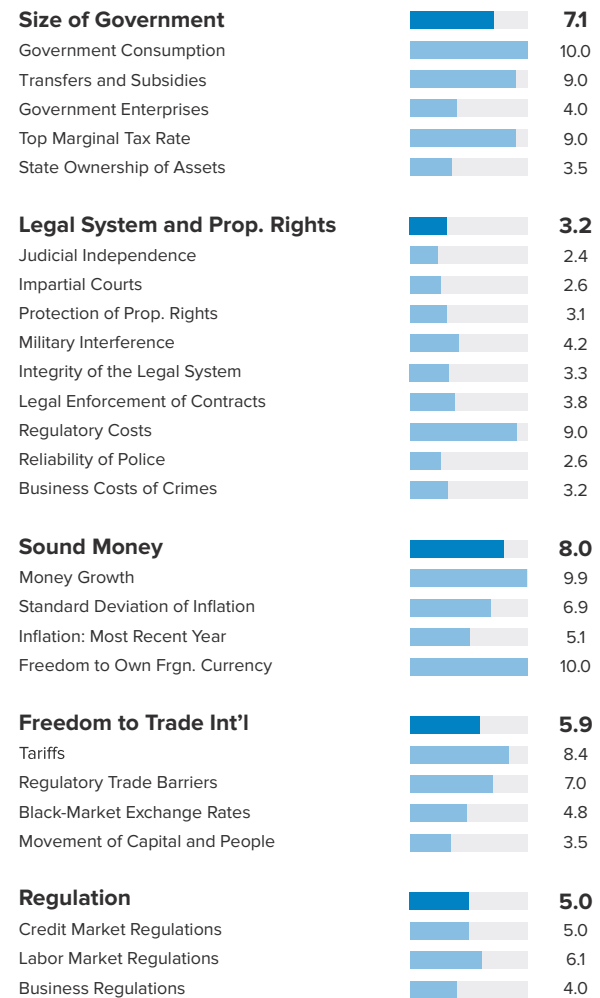
Score 2.75



Economic Freedom

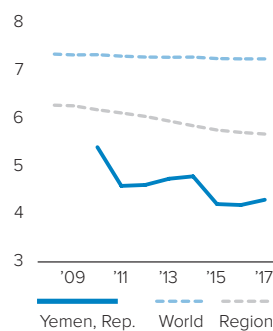
140/162 Ranking

Score 5.84

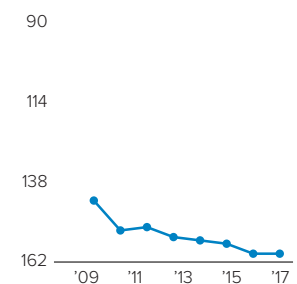


Human Freedom

Score over Time



Ranking over Time



YEMEN, REP.

MIDDLE EAST & NORTH AFRICA

	2008	2009	2010	2011	2012	2013	2014	2015	2016	2017
Human Freedom	-	-	5.40	4.59	4.61	4.74	4.79	4.21	4.19	4.30
Ranking	-	-	144	153	152	155	156	157	160	160
Economic Freedom	-	-	6.05	6.11	6.10	6.21	6.61	5.94	6.16	5.84
Personal Freedom	-	-	4.75	3.06	3.13	3.28	2.96	2.48	2.22	2.75
Rule of Law	-	-	4.0	3.7	3.3	3.4	3.3	3.2	2.6	2.4
Procedural Justice	-	-	-	-	-	-	-	-	-	-
Civil Justice	-	-	-	-	-	-	-	-	-	-
Criminal Justice	-	-	-	-	-	-	-	-	-	-
Security and Safety	-	-	6.7	4.5	4.2	4.5	3.8	3.5	3.8	4.2
Homicide	-	-	8.1	7.7	7.4	7.3	7.3	7.3	7.3	7.3
Disappearance, Conflict, Terrorism	-	-	4.6	2.5	2.0	2.9	1.0	0.0	1.1	1.2
Women's Security, Safety	-	-	7.5	3.1	3.1	3.1	3.1	3.1	3.1	4.1
Movement	-	-	3.3	1.7	1.7	1.7	1.7	1.7	0.0	1.7
Freedom of Domestic Movement	-	-	0.0	0.0	5.0	5.0	5.0	5.0	0.0	0.0
Freedom of Foreign Movement	-	-	5.0	5.0	0.0	0.0	0.0	0.0	0.0	5.0
Women's Freedom of Movement	-	-	5.0	0.0	0.0	0.0	0.0	0.0	0.0	0.0
Religious Freedom	-	-	5.8	-	-	-	-	-	-	-
Freedom to Establish Religious Org.	-	-	5.8	-	-	-	-	-	-	-
Harassment and Physical Hostilities	-	-	-	-	-	-	-	-	-	-
Legal and Regulatory Restrictions	-	-	-	-	-	-	-	-	-	-
Assoc., Assembly, and Civil Society	-	-	5.6	-	-	-	-	-	-	-
Freedom of Association	-	-	7.5	-	-	-	-	-	-	-
Assembly and Demonstration	-	-	5.0	-	-	-	-	-	-	-
Est. & Operate Political Parties	-	-	7.1	-	-	-	-	-	-	-
Est. & Operate Professional Organizations	-	-	4.2	-	-	-	-	-	-	-
Est. & Operate Edu., Sporting, and Cultural	-	-	4.2	-	-	-	-	-	-	-
Expression and Information	-	-	5.8	4.5	5.9	6.2	5.4	3.2	3.8	5.0
Press Killed	-	-	8.6	5.9	10.0	10.0	7.5	0.1	2.7	7.6
Press Jailed	-	-	9.6	9.2	9.6	10.0	10.0	10.0	10.0	10.0
Laws and Reg. That Influence Media	-	-	1.0	1.0	1.7	2.0	2.0	1.3	1.3	1.3
Political Pressure, Control Media	-	-	1.8	1.8	2.3	2.8	2.3	1.5	1.0	1.0
Access to Cable and Satellite	-	-	10.0	-	-	-	-	-	-	-
Freedom of Access to Frgn. Info.	-	-	6.7	-	-	-	-	-	-	-
State Control over Internet Access	-	-	3.3	-	-	-	-	-	-	-
Identity and Relationships	-	-	0.0	0.0	0.0	0.0	0.0	0.0	0.0	0.0
Legal Gender	-	-	-	-	-	-	-	-	-	-
Same-Sex Relationships	-	-	0.0	0.0	0.0	0.0	0.0	0.0	0.0	0.0
Divorce	-	-	0.0	0.0	0.0	0.0	0.0	0.0	0.0	0.0

ZAMBIA

SUB-SAHARAN AFRICA

Ranking

108

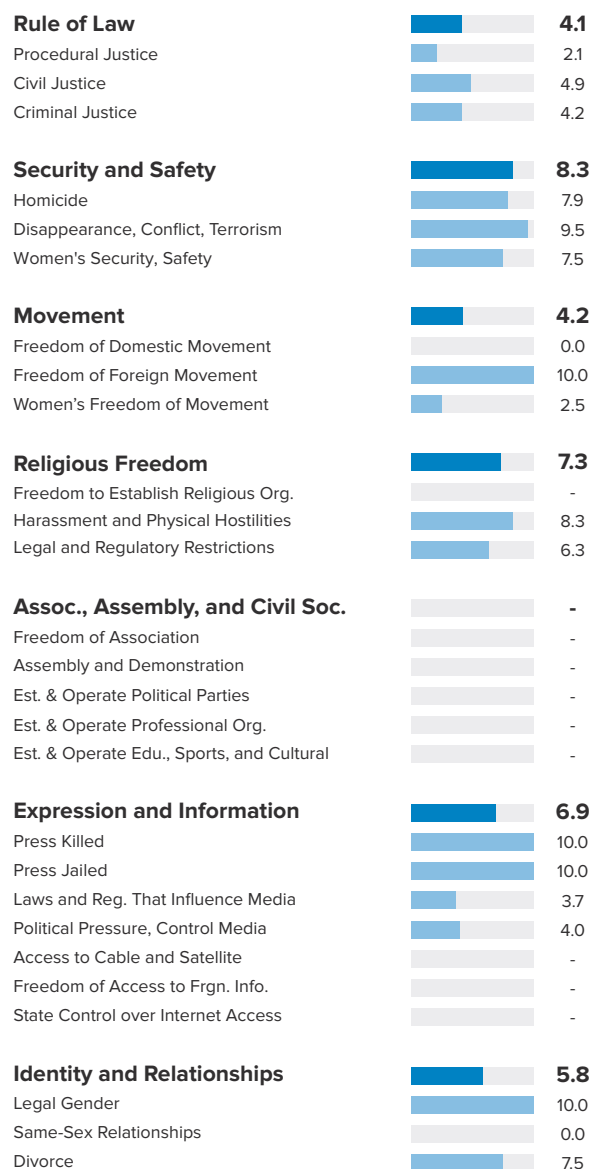
Score

6.49

Personal Freedom

117/162 Ranking

Score 6.13



Economic Freedom

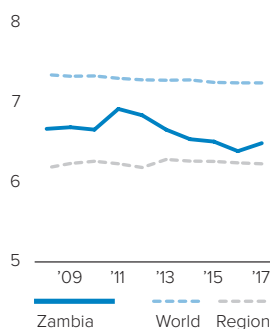
83/162 Ranking

Score 6.84

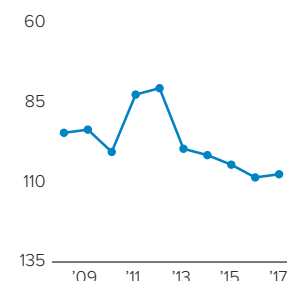


Human Freedom

Score over Time



Ranking over Time



ZAMBIA

SUB-SAHARAN AFRICA

	2008	2009	2010	2011	2012	2013	2014	2015	2016	2017
Human Freedom Ranking	6.67	6.69	6.66	6.92	6.84	6.66	6.54	6.51	6.39	6.49
Economic Freedom	7.09	7.16	7.28	7.27	7.18	6.98	7.04	6.79	6.66	6.84
Personal Freedom	6.26	6.22	6.03	6.56	6.50	6.34	6.04	6.23	6.11	6.13
Rule of Law	4.4	4.4	4.4	4.4	4.1	4.1	4.0	4.2	4.1	4.1
Procedural Justice	4.8	4.8	4.8	4.8	3.9	3.9	3.4	3.5	2.1	2.1
Civil Justice	4.6	4.6	4.6	4.6	4.7	4.7	4.7	5.0	4.9	4.9
Criminal Justice	3.7	3.7	3.7	3.7	3.5	3.5	3.8	4.2	4.2	4.2
Security and Safety	7.6	7.5	7.5	8.8	8.8	8.2	8.3	8.3	8.3	8.3
Homicide	7.9	7.6	7.6	7.6	7.6	7.7	7.9	7.9	7.9	7.9
Disappearance, Conflict, Terrorism	10.0	10.0	10.0	10.0	10.0	9.5	9.5	9.5	9.5	9.5
Women's Security, Safety	5.0	5.0	5.0	8.8	8.8	7.5	7.5	7.5	7.5	7.5
Movement	8.3	8.3	6.7	5.0	5.0	5.0	6.7	5.0	5.0	4.2
Freedom of Domestic Movement	10.0	10.0	5.0	5.0	0.0	0.0	5.0	0.0	0.0	0.0
Freedom of Foreign Movement	5.0	5.0	5.0	5.0	10.0	10.0	10.0	10.0	10.0	10.0
Women's Freedom of Movement	10.0	10.0	10.0	5.0	5.0	5.0	5.0	5.0	5.0	2.5
Religious Freedom	7.7	7.6	7.2	7.7	7.9	7.7	7.7	7.9	7.3	7.3
Freedom to Establish Religious Org.	5.8	5.8	5.8	7.5	7.5	7.5	-	-	-	-
Harassment and Physical Hostilities	10.0	9.4	9.0	9.3	9.0	9.1	8.6	8.9	8.3	8.3
Legal and Regulatory Restrictions	7.3	7.4	6.8	6.3	7.3	6.7	6.8	6.8	6.3	6.3
Assoc., Assembly, and Civil Society	4.3	4.3	4.3	7.8	7.8	7.8	-	-	-	-
Freedom of Association	5.0	5.0	5.0	7.5	7.5	7.5	-	-	-	-
Assembly and Demonstration	5.0	5.0	5.0	7.5	7.5	7.5	-	-	-	-
Est. & Operate Political Parties	4.2	4.2	4.2	7.5	7.5	7.5	-	-	-	-
Est. & Operate Professional Organizations	2.9	2.9	2.9	6.3	6.3	6.3	-	-	-	-
Est. & Operate Edu., Sporting, and Cultural	4.2	4.2	4.2	10.0	10.0	10.0	-	-	-	-
Expression and Information	7.2	7.3	7.3	7.2	7.3	7.2	6.9	7.0	6.8	6.9
Press Killed	10.0	10.0	10.0	10.0	10.0	10.0	10.0	10.0	10.0	10.0
Press Jailed	10.0	10.0	10.0	10.0	10.0	10.0	10.0	10.0	9.4	10.0
Laws and Reg. That Influence Media	3.3	3.7	3.7	3.7	4.3	4.0	4.0	3.7	3.7	3.7
Political Pressure, Control Media	3.8	3.8	4.3	4.5	4.0	4.0	3.8	4.3	4.0	4.0
Access to Cable and Satellite	6.7	6.7	6.7	7.5	7.5	7.5	-	-	-	-
Freedom of Access to Frgn. Info.	6.7	6.7	6.7	7.5	7.5	7.5	-	-	-	-
State Control over Internet Access	10.0	10.0	10.0	7.5	7.5	7.5	-	-	-	-
Identity and Relationships	5.0	5.0	5.0	5.0	5.0	5.0	2.5	5.0	5.0	5.8
Legal Gender	-	-	-	-	-	-	-	10.0	10.0	10.0
Same-Sex Relationships	5.0	5.0	5.0	5.0	5.0	5.0	0.0	0.0	0.0	0.0
Divorce	5.0	5.0	5.0	5.0	5.0	5.0	5.0	5.0	5.0	7.5

ZIMBABWE

SUB-SAHARAN AFRICA

Ranking

142

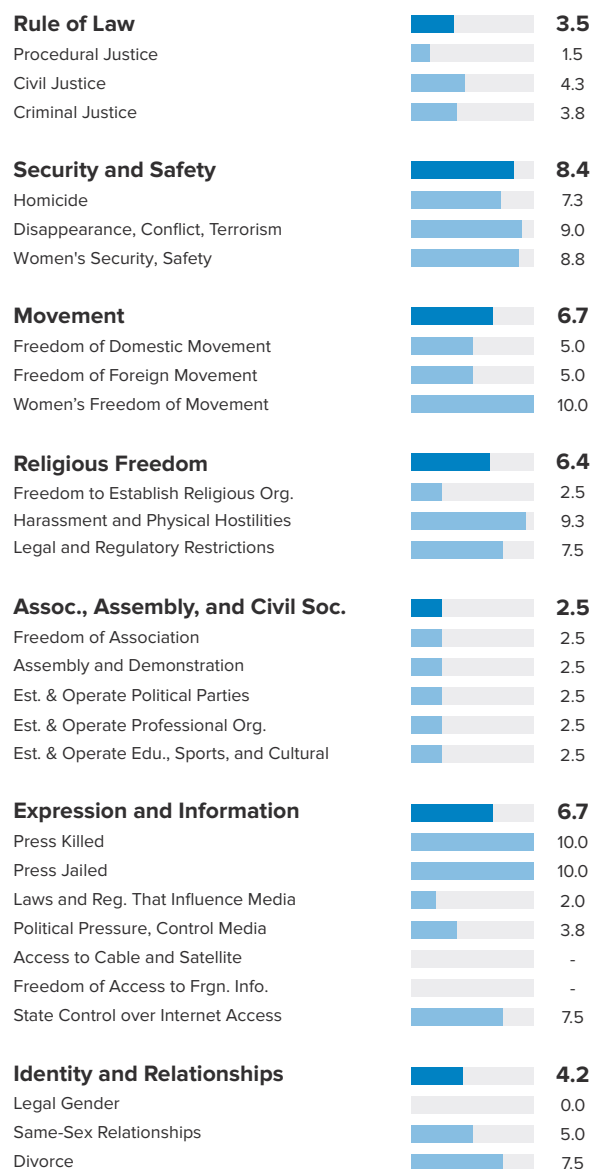
Score

5.65

Personal Freedom

136/162 Ranking

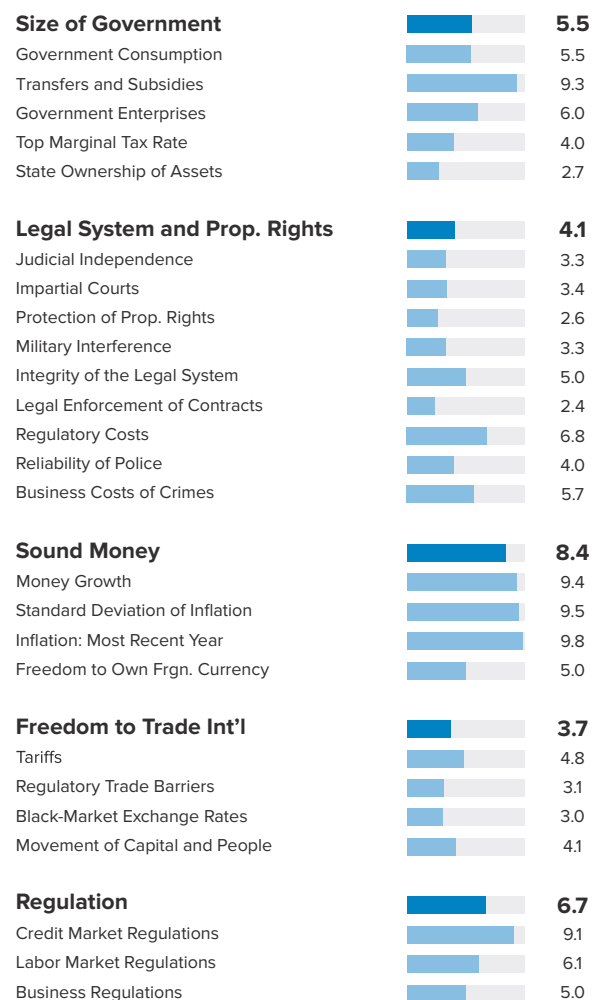
Score 5.61



Economic Freedom

146/162 Ranking

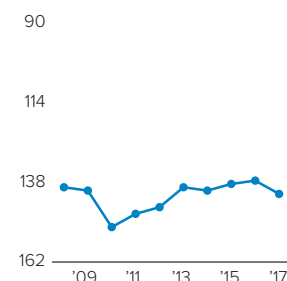
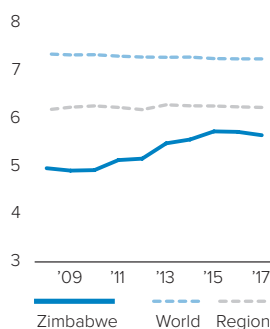
Score 5.69



Human Freedom

Score over Time

Ranking over Time



ZIMBABWE

SUB-SAHARAN AFRICA

	2008	2009	2010	2011	2012	2013	2014	2015	2016	2017
Human Freedom Ranking	4.96 140	4.91 141	4.92 152	5.13 148	5.16 146	5.48 140	5.56 141	5.73 139	5.72 138	5.65 142
Economic Freedom	4.47	4.30	4.36	4.84	4.96	5.24	5.57	6.13	6.02	5.69
Personal Freedom	5.45	5.53	5.48	5.42	5.36	5.73	5.56	5.32	5.42	5.61
Rule of Law	3.5	3.7	3.5	3.7	3.3	3.3	3.4	3.5	3.5	3.5
Procedural Justice	2.7	2.7	2.7	2.7	2.2	2.2	2.0	2.2	1.5	1.5
Civil Justice	4.0	4.0	4.0	4.0	4.0	4.0	4.5	4.6	4.3	4.3
Criminal Justice	4.3	4.3	4.3	4.3	3.6	3.6	3.6	3.6	3.8	3.8
Security and Safety	7.1	7.2	7.2	7.4	7.4	7.6	7.6	7.6	7.9	8.4
Homicide	8.0	8.0	8.0	7.3	7.3	7.3	7.3	7.3	7.3	7.3
Disappearance, Conflict, Terrorism	6.2	6.3	6.5	7.5	7.5	7.9	8.0	8.0	9.0	9.0
Women's Security, Safety	7.3	7.3	7.3	7.5	7.5	7.5	7.5	7.5	7.5	8.8
Movement	1.7	1.7	1.7	1.7	1.7	5.0	5.0	5.0	5.0	6.7
Freedom of Domestic Movement	0.0	0.0	0.0	0.0	0.0	0.0	0.0	0.0	0.0	5.0
Freedom of Foreign Movement	0.0	0.0	0.0	0.0	0.0	5.0	5.0	5.0	5.0	5.0
Women's Freedom of Movement	5.0	5.0	5.0	5.0	5.0	10.0	10.0	10.0	10.0	10.0
Religious Freedom	8.2	8.3	8.0	6.7	7.1	7.0	6.3	6.4	6.4	6.4
Freedom to Establish Religious Org.	8.3	8.3	8.3	3.8	3.8	3.8	2.5	2.5	2.5	2.5
Harassment and Physical Hostilities	8.7	9.0	8.5	8.9	9.3	9.6	8.6	9.4	9.3	9.3
Legal and Regulatory Restrictions	7.6	7.7	7.3	7.6	8.1	7.6	7.8	7.3	7.5	7.5
Assoc., Assembly, and Civil Society	4.4	4.4	4.4	3.8	3.8	3.8	2.5	2.5	2.5	2.5
Freedom of Association	5.0	5.0	5.0	5.0	5.0	5.0	2.5	2.5	2.5	2.5
Assembly and Demonstration	5.0	5.0	5.0	5.0	5.0	5.0	2.5	2.5	2.5	2.5
Est. & Operate Political Parties	2.5	2.5	2.5	2.5	2.5	2.5	2.5	2.5	2.5	2.5
Est. & Operate Professional Organizations	2.5	2.5	2.5	2.5	2.5	2.5	2.5	2.5	2.5	2.5
Est. & Operate Edu., Sporting, and Cultural	7.1	7.1	7.1	3.8	3.8	3.8	2.5	2.5	2.5	2.5
Expression and Information	6.0	6.2	6.3	6.7	6.8	6.9	6.8	6.7	6.7	6.7
Press Killed	10.0	10.0	10.0	10.0	10.0	10.0	10.0	10.0	10.0	10.0
Press Jailed	10.0	10.0	10.0	10.0	10.0	10.0	10.0	10.0	10.0	10.0
Laws and Reg. That Influence Media	0.3	1.0	1.7	1.7	1.7	2.0	2.3	2.0	2.0	2.0
Political Pressure, Control Media	2.0	2.5	2.8	2.8	3.5	3.8	4.3	3.8	3.8	3.8
Access to Cable and Satellite	6.7	6.7	6.7	7.5	7.5	7.5	-	-	-	-
Freedom of Access to Frgn. Info.	3.3	3.3	3.3	7.5	7.5	7.5	-	-	-	-
State Control over Internet Access	10.0	10.0	10.0	7.5	7.5	7.5	7.5	7.5	7.5	7.5
Identity and Relationships	7.5	7.5	7.5	7.5	7.5	7.5	7.5	5.0	5.0	4.2
Legal Gender	-	-	-	-	-	-	-	0.0	0.0	0.0
Same-Sex Relationships	5.0	5.0	5.0	5.0	5.0	5.0	5.0	5.0	5.0	5.0
Divorce	10.0	10.0	10.0	10.0	10.0	10.0	10.0	10.0	10.0	7.5

METHODOLOGY AND SOURCES

PERSONAL FREEDOM

1. LEGAL PROTECTION AND SECURITY

1A. RULE OF LAW

1Ai. Procedural Justice

This component is calculated as an average of selected *Rule of Law Index* subfactors: “4.2 The right to life and security of the person is effectively guaranteed,” “4.3 Due process of law and rights of the accused,” and “4.6 Freedom from arbitrary interference with privacy is effectively guaranteed.” A continuous score ranges from 0 to 10, where a rating of 10 is assigned to countries with full adherence to the rule of law from the perspective of how ordinary people experience it and a 0 rating is assigned to countries with no adherence to the rule of law from the perspective of how ordinary people experience it.

Source: World Justice Project, *Rule of Law Index*.

1Aii. Civil Justice

This component is calculated as an average of selected *Rule of Law Index* subfactors: “7.1 People can access and afford civil justice,” “7.2 Civil justice is free of discrimination,” “7.3 Civil justice is free of corruption,” “7.4 Civil justice is free of improper government influence,” “7.5 Civil justice is not subject to unreasonable delay,” “7.6 Civil justice is effectively enforced,” and “7.7 Alternative dispute resolution is accessible, impartial, and effective.” A continuous score ranges from 0 to 10, where 0 means no adherence to the rule of law from the perspective of how ordinary people experience it and 10 means full adherence to the rule of law from the perspective of how ordinary people experience it.

Source: World Justice Project, *Rule of Law Index*.

1Aiii. Criminal Justice

This component is calculated as an average of selected *Rule of Law Index* subfactors: “8.1 Criminal investigation system is effective,” “8.2 Criminal adjudication system is timely and effective,” “8.3 Correctional system is effective in reducing criminal behavior,” “8.4 Criminal system is impartial,” “8.5 Criminal system is free of corruption,” “8.6 Criminal system is free of improper government influence,” and “8.7 Due process of law and rights of the accused.” A continuous score ranges from 0 to 10, where 0 means no adherence to the rule of law from the perspective of how ordinary

people experience it and 10 means full adherence to the rule of law from the perspective of how ordinary people experience it.

Source: World Justice Project, *Rule of Law Index*.

1B. SECURITY AND SAFETY

1Bi. Homicide

This component is based on the United Nations (UN) Office on Drugs and Crime's data on the intentional homicides per 100,000 population. Countries with more homicides per 100,000 population received lower ratings. A rating of 10 would have been assigned to countries with no homicides per 100,000 population. A rating of 0 was assigned to countries with 25 or more homicides per 100,000 population. Countries with 1 through 24 homicides per 100,000 population received corresponding ratings between 10 and 0.

Source: UN Office on Drugs and Crime, Intentional Homicide database.

1Bii. Disappearances, Conflicts, and Terrorism

1Bii(a). Disappearances

This subcomponent is based on the CI-RIGHTS Dataset on disappearances. Countries with more disappearances received lower ratings. A rating of 10 was assigned to countries with no disappearances. A rating of 5 was assigned to countries with disappearances occurring occasionally. A rating of 0 was assigned to countries with frequently occurring disappearances.

Source: David Cingranelli and Mikhail Filippov, CI-RIGHTS Dataset.

1Bii(b). Violent Conflicts

This subcomponent is based on the Uppsala Conflict Data Program's data on battle-related deaths per one million population. It measures battle-related deaths from armed-conflict behavior between warring parties in a conflict dyad, be it state based or non-state based. In state-based conflicts, the violence must be directly related to the incompatibility (of the positions of the conflicting parties regarding government or territory)—that is, carried out with the purpose of realizing the goal of the incompatibility and having resulted in deaths. In non-state-based conflicts, the violence does not have to be related to an incompatibility but must take place between warring parties and result in deaths. All deaths—military as well as civilian—are counted as battle-related deaths. Countries with more battle-related deaths per one million population received lower ratings. A rating of 10 was assigned to countries with no battle-related deaths per one million population. A rating of 0 was assigned to countries with 30 or more battle-related deaths per one million population. Countries with 1 through 29 battle-related deaths per one million population received corresponding ratings between 10 and 0.

Source: Uppsala Conflict Data Program, Battle-Related Deaths Dataset.

1Bii(c). Organized Conflicts

This subcomponent is based on the Economist Intelligence Unit's qualitative assessment of the intensity of conflicts within the country. Countries with higher intensity of conflicts received lower ratings. A rating of 10 was assigned to countries with very low intensity of conflicts. A rating of 0 was assigned to countries with very high intensity of conflicts. Countries in between received ratings of 7.5, 5.0, and 2.5, accordingly.

Source: Economist Intelligence Unit, Internal Organized Conflict Dataset.

1Bii(d). Terrorism Fatalities

This subcomponent is based on the University of Maryland's Global Terrorism Database on the confirmed terrorism fatalities. The number includes all victims and attackers who died as a direct result of the incident. Countries with more confirmed terrorism fatalities per one million population received lower ratings. A rating of 10 was assigned to countries with no confirmed terrorism fatalities per one million population. A rating of 0 was assigned to countries with 30 or more confirmed terrorism fatalities per one million population. Countries with 1 through 29 confirmed terrorism fatalities per one million population received corresponding ratings between 10 and 0.

Source: University of Maryland, Global Terrorism Database.

1Bii(e). Terrorism Injuries

This subcomponent is based on the University of Maryland's Global Terrorism Database on the confirmed terrorism nonfatal injuries to both perpetrators and victims. Countries with more confirmed terrorism nonfatal injuries per one million population received lower ratings. A rating of 10 was assigned to countries with no confirmed terrorism nonfatal injuries per one million population. A rating of 0 was assigned to countries with 50 or more confirmed terrorism nonfatal injuries per one million population. Countries with 1 through 49 confirmed terrorism nonfatal injuries per one million population received corresponding ratings between 10 and 0.

Source: University of Maryland, Global Terrorism Database.

1Biii. Women's Security and Safety**1Biii(a). Female Genital Mutilation**

This subcomponent measures the percentage of women ages 15–49 years in the country who have undergone any type of female genital mutilation. A continuous score ranges from 0 to 10, where a rating of 10 was assigned to countries with no prevalence of female genital mutilation and a rating of 0 was assigned to countries with complete prevalence of female genital mutilation.

Source: United Nations Children's Fund (UNICEF), Global Database.

1Biii(b). Inheritance Rights

This subcomponent measures whether women and men have the same legal rights to inheritance of land and non-land assets. A rating of 10 was applied to countries where widows and daughters enjoy the same rights as widowers and sons to inherit land and non-land assets. A rating of 7.5 was assigned to countries where widows and daughters in all groups enjoy the same rights as widowers and sons to inherit land and non-land assets but where some customary, religious, or traditional laws discriminate against women's inheritance rights. A rating of 5 was assigned to countries where widows and daughters enjoy the same rights as widowers and sons to inherit land and non-land assets but where this right does not apply to all groups of women. A rating of 2.5 was assigned to countries where widows or daughters do not enjoy the same rights as widowers and sons to inherit land and/or non-land assets. A rating of 0 was applied to countries where both widows and daughters do not enjoy the same rights as widowers and sons to inherit land and/or non-land assets. For 2008–2016, this subcomponent is an average of two measurements: inheritance rights of widows and inheritance rights of daughters.

Source: Organisation for Economic Co-operation and Development (OECD), *Social Institutions and Gender Index*.

2. SPECIFIC PERSONAL FREEDOMS**2A. MOVEMENT****2Ai. Freedom of Domestic Movement**

This component is based on the CI-RIGHTS Dataset on the citizens' freedom to travel within their own country. Countries with more freedom of domestic movement received higher ratings. A rating of 10 was assigned to countries with unrestricted freedom of domestic movement. A rating of 5 was assigned to countries with some restrictions on freedom of domestic movement. A rating of 0 was assigned to countries with severe restrictions on freedom of domestic movement.

Source: David Cingranelli and Mikhail Filippov, CI-RIGHTS Dataset.

2Aii. Freedom of Foreign Movement

This component is based on the CI-RIGHTS Dataset on the citizens' freedom to leave and return to their country. Countries with more freedom of foreign movement received higher ratings. A rating of 10 was assigned to countries with unrestricted freedom of foreign movement. A rating of 5 was assigned to countries with some restrictions on freedom of foreign movement. A rating of 0 was assigned to countries with severe restrictions on freedom of foreign movement.

Source: David Cingranelli and Mikhail Filippov, CI-RIGHTS Dataset.

2Aiii. Women's Freedom of Movement

This component measures whether women and men have the same legal rights to apply for national identity cards, to apply for passports, and to travel outside the country. A rating of 10 was assigned

to countries where women and men have the same rights to apply for national identity cards (if applicable) and passports and to travel outside the country, without legal exceptions regarding some groups of women. Customary, religious, and traditional laws or practices do not discriminate against those rights. A rating of 7.5 was assigned to countries where women and men have the same rights to apply for national identity cards (if applicable) and passports and to travel outside the country, without legal exceptions regarding some groups of women. However, some customary, traditional, or religious practices or laws discriminate against those rights. A rating of 5 was assigned to countries where women and men have the same rights to apply for national identity cards (if applicable) and passports and to travel outside the country but where that right does not apply to all groups of women. A rating of 2.5 was assigned to countries where women lack the same rights as men either to apply for national identity cards (if applicable) or passports or to travel outside the country. A rating of 0 was assigned to countries where women lack the same rights as men both to apply for national identity cards (if applicable) or passports and to travel outside the country. For 2013–2016, this component measures whether women face restrictions on their freedom of movement and access to public space. A rating of 10 was assigned to countries where the law guarantees the same rights to freely move to both women and men. A rating of 5 was assigned to countries where the law guarantees the same rights to freely move to women and men but where there are some customary, traditional, or religious practices that discriminate against women. A rating of 0 was assigned to countries where the law does not guarantee the same rights to freely move to women and men or where women have no freedom of movement. For 2008–2012, this component measures whether legal restrictions or discriminatory practices affected women’s access to public space—for example, restrictions on women’s choice of domicile, restricted ability to visit family and friends, requirements for husband’s approval to apply for a passport, or widespread threats of political violence. A rating of 10 was assigned to countries with no legal restrictions and where no discriminatory practice was reported. A rating of 5 was assigned to countries with no legal restrictions but where discriminatory practices were widely reported. A rating of 0 was assigned to countries with legal restrictions or discriminatory practices that were widespread.

Source: OECD, *Social Institutions and Gender Index*.

2B. RELIGION

2Bi. Establishing and Operating Religious Organizations

This component is from this Institutional Profiles Database variable: “A3093: Freedom to establish and operate organizations: religious organizations. (0 = no establishment and operational independence possible; 4 = total freedom to establish and operate.)”

Source: French Ministry of the Economy, Institutional Profiles Database.

2Bii. Harassment and Physical Hostilities

This component is calculated as an average of selected *Global Restrictions on Religion* questions:

- “GRI_Q_6: Is proselytizing limited by any level of government? (0 = No; 0.50 = Yes, for some religious groups; 1.00 = Yes, for all religious groups)” Assigned weight = 0.5.
- “GRI_Q_11_Christianity: Was there harassment or intimidation of Christians by any level of government? (0 = No; 1.00 = Yes)” Assigned weight = 0.5.
- “GRI_Q_11_Islam: Was there harassment or intimidation of Muslims by any level of government? (0 = No; 1.00 = Yes)” Assigned weight = 0.5.
- “GRI_Q_11_Buddhism: Was there harassment or intimidation of Buddhists by any level of government? (0 = No; 1.00 = Yes)” Assigned weight = 0.5.
- “GRI_Q_11_Hinduism: Was there harassment or intimidation of Hindus by any level of government? (0 = No; 1.00 = Yes)” Assigned weight = 0.5.
- “GRI_Q_11_Judaism: Was there harassment or intimidation of Jews by any level of government? (0 = No; 1.00 = Yes)” Assigned weight = 0.5.
- “GRI_Q_11_Folk Religions: Was there harassment or intimidation of adherents of folk religions by any level of government? (0 = No; 1.00 = Yes)” Assigned weight = 0.5.
- “GRI_Q_11_Other Religions: Was there harassment or intimidation of adherents of other religions (the Baha’i faith, Falun Gong, Jainism, Rastafarianism, Scientology, Shintoism, Sikhism, Taoism, Tenrikyo, Wicca, and many other religions) by any level of government? (0 = No; 1.00 = Yes)” Assigned weight = 0.5.
- “GRI_Q_12: Did the national government display hostility involving physical violence toward minority or nonapproved religious groups? (0 = No; 1.00 = Yes)” Assigned weight = 0.5.
- “GRI_Q_17: Were there instances when the national government attempted to eliminate an entire religious group’s presence in the country? (0 = No; 1.00 = Yes)” Assigned weight = 1.0.
- “GRI_Q_19_Property Damage: Did any level of government use force toward religious groups that resulted in individuals having their personal or religious properties damaged or destroyed? (0 = None; 0.20 = 1–9 cases of property damaged or destroyed; 0.40 = 10–200 cases of property damaged or destroyed; 0.60 = 201–1,000 cases of property damaged or destroyed; 0.80 = 1,001–9,999 cases of property damaged or destroyed; 1.00 = 10,000+ cases of property damaged or destroyed)” Assigned weight = 1.0.
- “GRI_Q_19_Detentions: Did any level of government use force toward religious groups that resulted in individuals being imprisoned or detained? (0 = None; 0.20 = 1–9 cases of individuals imprisoned or detained; 0.40 = 10–200 cases of individuals imprisoned or detained; 0.60 = 201–1,000 cases of individuals imprisoned or detained; 0.80 = 1,001–9,999 cases of individuals imprisoned or detained; 1.00 = 10,000+ cases of individuals imprisoned or detained)” Assigned weight = 1.0.
- “GRI_Q_19_Displacements: Did any level of government use force toward religious groups that resulted in individuals being displaced from their homes? (0 = None; 0.20 = 1–9 cases of individuals being displaced; 0.40 = 10–200 cases of individuals being displaced; 0.60 = 201–1,000 cases of individuals being displaced; 0.80 = 1,001–9,999 cases of individuals being displaced; 1.00 = 10,000+ cases of individuals being displaced)” Assigned weight = 1.0.

- “GRI_Q_19_Abuse: Did any level of government use force toward religious groups that resulted in individuals being physically abused? (0 = None; 0.20 = 1–9 cases of individuals being physically abused; 0.40 = 10–200 cases of individuals being physically abused; 0.60 = 201–1,000 cases of individuals being physically abused; 0.80 = 1,001–9,999 cases of individuals being physically abused; 1.00 = 10,000+ cases of individuals being physically abused)” Assigned weight = 1.0.
- “GRI_Q_19_Deaths: Did any level of government use force toward religious groups that resulted in individuals being killed? (0 = None; 0.20 = 1–9 cases of individuals being killed; 0.40 = 10–200 cases of individuals being killed; 0.60 = 201–1,000 cases of individuals being killed; 0.80 = 1,001–9,999 cases of individuals being killed; 1.00 = 10,000+ cases of individuals being killed)” Assigned weight = 1.0.
- “SHI_Q_1_Harassment: Has there been any harassment or intimidation of religious groups by social groups motivated by religious hatred or bias? (0 = No; 1.00 = Yes)” Assigned weight = 0.5.
- “SHI_Q_1_Property Damage: Has there been any destruction of personal or religious property motivated by religious hatred or bias? (0 = No; 1.00 = Yes)” Assigned weight = 0.5.
- “SHI_Q_1_Detentions: Have there been any detentions or abductions motivated by religious hatred or bias? (0 = No; 1.00 = Yes)” Assigned weight = 0.5.
- “SHI_Q_1_Displacements: Has there been any displacement of individuals from their homes motivated by religious hatred or bias? (0 = No; 1.00 = Yes)” Assigned weight = 0.5.
- “SHI_Q_1_Assaults: Have there been any physical assaults motivated by religious hatred or bias? (0 = No; 1.00 = Yes)” Assigned weight = 0.5.
- “SHI_Q_1_Deaths: Have there been any deaths motivated by religious hatred or bias? (0 = No; 1.00 = Yes)” Assigned weight = 0.5.
- “SHI_Q_1_harass_Christianity: Was there harassment or intimidation of Christians motivated by religious hatred or violence? (0 = No; 1.00 = Yes)” Assigned weight = 0.5.
- “SHI_Q_1_harass_Islam: Was there harassment or intimidation of Muslims motivated by religious hatred or violence? (0 = No; 1.00 = Yes)” Assigned weight = 0.5.
- “SHI_Q_1_harass_Buddhism: Was there harassment or intimidation of Buddhists motivated by religious hatred or violence? (0 = No; 1.00 = Yes)” Assigned weight = 0.5.
- “SHI_Q_1_harass_Hinduism: Was there harassment or intimidation of Hindus motivated by religious hatred or violence? (0 = No; 1.00 = Yes)” Assigned weight = 0.5.
- “SHI_Q_1_harass_Judaism: Was there harassment or intimidation of Jews motivated by religious hatred or violence? (0 = No; 1.00 = Yes)” Assigned weight = 0.5.
- “SHI_Q_1_harass_Folk Religions: Was there harassment or intimidation of adherents of folk religions motivated by religious hatred or violence? (0 = No; 1.00 = Yes)” Assigned weight = 0.5.
- “SHI_Q_1_harass_Other Religions: Was there harassment or intimidation of adherents of other religions motivated by religious hatred or violence? (0 = No; 1.00 = Yes)” Assigned weight = 0.5.
- “SHI_Q_2: Was there mob violence related to religion? (0 = No; 0.50 = Yes, but no deaths were reported; 1.00 = Yes, and deaths were reported)” Assigned weight = 1.0.

- “SHI_Q_3: Were there acts of sectarian or communal violence between religious groups? (0 = No; 1.00 = Yes)” Assigned weight = 1.0.
- “SHI_Q_4_extent: If the answer to SHI_Q_4 (Were religion-related terrorist groups active in the country?) was yes, how extensive was the terrorist groups’ activity? (0 = No; 0.25 = Yes, but their activity was limited to recruitment and fundraising; 0.50 = Yes, and their activities included violence that resulted in some casualties (1–9 injuries or deaths); 0.75 = Yes, with violence that resulted in multiple casualties (10–50 injuries or deaths); 1.00 = Yes, with violence that resulted in many casualties (more than 50 injuries or deaths))” Assigned weight = 1.0.
- “SHI_Q_5_extent: If the answer to SHI_Q_5 (Was there a religion-related war or armed conflict in the country (including ongoing displacements from previous wars)?) was yes, how extensive was the religion-related conflict? (0 = No; 0.25 = Yes, with fewer than 10,000 casualties or people displaced; 0.50 = Yes, with tens of thousands of casualties or people displaced; 0.75 = Yes, with hundreds of thousands of casualties or people displaced; 1.00 = Yes, with millions of casualties or people displaced)” Assigned weight = 1.0.
- “SHI_Q_6: Did violence result from tensions between religious groups? (0 = No; 0.33 = There were public tensions between religious groups, but they fell short of hostilities involving physical violence; 0.67 = Yes, with physical violence in a few cases; 1.00 = Yes, with physical violence in numerous cases)” Assigned weight = 1.0.
- “SHI_Q_7: Did organized groups use force or coercion in an attempt to dominate public life with their perspective on religion, including preventing some religious groups from operating in the country? (0 = No; 0.33 = Yes, at the local level; 0.67 = Yes, at the regional level; 1.00 = Yes, at the national level)” Assigned weight = 1.0.
- “SHI_Q_8: Did religious groups themselves attempt to prevent other religious groups from being able to operate? (0 = No; 1.00 = Yes)” Assigned weight = 0.5.
- “SHI_Q_9: Did individuals or groups use violence or the threat of violence, including so-called honor killings, to try to enforce religious norms? (0 = No; 1.00 = Yes)” Assigned weight = 0.5.
- “SHI_Q_10: Were individuals assaulted or displaced from their homes in retaliation for religious activities, including preaching and other forms of religious expression, considered offensive or threatening to the majority faith? (0 = No; 1.00 = Yes)” Assigned weight = 0.5.
- “SHI_Q_11: Were women harassed for violating religious dress codes? (0 = No; 1.00 = Yes)” Assigned weight = 0.5.
- “SHI_Q_12: Were there incidents of hostility over proselytizing? (0 = No; 0.50 = Yes, but they fell short of physical violence; 1.00 = Yes, and they included physical violence)” Assigned weight = 0.5.
- “SHI_Q_13: Were there incidents of hostility over conversions from one religion to another? (0 = No; 0.50 = Yes, but they fell short of physical violence; 1.00 = Yes, and they included physical violence)” Assigned weight = 0.5.
- “GRX_22_blasphemy: Does any level of government penalize blasphemy? (0 = No; 1 = Yes)” Assigned weight = 0.5.

- “GRX_22_apostasy: Does any level of government penalize apostasy? (0 = No; 1 = Yes)” Assigned weight = 0.5.
- “GRX_22_hate speech: Does any level of government penalize hate speech? (0 = No; 1 = Yes)” Assigned weight = 0.5.
- “GRX_22_criticism of religion: Does any level of government penalize criticisms or critiques of a religion or religions? (0 = No; 1 = Yes)” Assigned weight = 0.5.
- “GRX_30: Are there reports of police enforcing religious norms? (0 = No; 1 = Yes)” Assigned weight = 0.5.

Source: Pew Research Center, *Global Restrictions on Religion*.

2Biii. Legal and Regulatory Restrictions

This component is calculated as an average of selected *Global Restrictions on Religion* questions:

- “GRI_Q_2: Does the constitution or basic law include stipulations that appear to qualify or substantially contradict the concept of “religious freedom”? (0 = No; 0.33 = Yes, there is a qualification; 0.67 = Yes, there is a substantial contradiction and only some religious practices are protected; 1.00 = Religious freedom is not provided in the first place)” Assigned weight = 1.0.
- “GRI_Q_4: Does any level of government interfere with worship or other religious practices? (0 = No; 0.33 = Yes, in a few cases; 0.67 = Yes, in many cases; 1.00 = Government prohibits worship or religious practices of one or more religious groups as a general policy)” Assigned weight = 1.0.
- “GRI_Q_5: Is public preaching by religious groups limited by any level of government? (0 = No; 0.50 = Yes, for some religious groups; 1.00 = Yes, for all religious groups)” Assigned weight = 0.5.
- “GRI_Q_7: Is converting from one religion to another limited by any level of government? (0 = No; 1.00 = Yes)” Assigned weight = 0.5.
- “GRI_Q_8: Is religious literature or broadcasting limited by any level of government? (0 = No; 1.00 = Yes)” Assigned weight = 0.5.
- “GRI_Q_9: Are foreign missionaries allowed to operate? (0 = Yes; 0.50 = Yes, but with restrictions; 1.00 = No)” Assigned weight = 1.0.
- “GRI_Q_10: Is the wearing of religious symbols, such as head coverings for women and facial hair for men, regulated by law or by any level of government? (0 = No; 1.00 = Yes)” Assigned weight = 0.5.
- “GRI_Q_13: Were there instances when the national government did not intervene in cases of discrimination or abuses against religious groups? (0 = No; 1 = Yes)” Assigned weight = 0.5.
- “GRI_Q_15: Did the national government denounce one or more religious groups by characterizing them as dangerous “cults” or “sects”? (0 = No; 1.00 = Yes)” Assigned weight = 1.0.
- “GRI_Q_16: Does any level of government formally ban any religious group? (0 = No; 1 = Yes)” Assigned weight = 0.5.
- “GRI_Q_18: Does any level of government ask religious groups to register for any reason, including to be eligible for benefits such as tax exemption? (0 = No; 0.33 = Yes, but in a nondiscriminatory

way; 0.67 = Yes, and the process adversely affects the ability of some religious groups to operate; 1.00 = Yes, and the process clearly discriminates against some religious groups)” Assigned weight = 1.0.

- “GRI_Q_20_1: Does the country’s constitution or basic law recognize a favored religion or religions? (0 = No; 1.00 = Yes)” Assigned weight = 1.0.
- “GRI_Q_20_2: Do all religious groups receive the same level of government access and privileges? (0 = All religious groups are generally treated the same; 0.25 = Some religious groups have minimal privileges unavailable to other religious groups, limited to things such as inheriting buildings or properties; 0.50 = Some religious groups have general privileges or government access unavailable to other religious groups; 0.75 = One religious group has privileges or government access unavailable to other religious groups, but it is not recognized as the country’s official religion; 1.00 = One religious group has privileges or government access unavailable to other religious groups, and it is recognized by the national government as the official religion)” Assigned weight = 1.0.
- “GRI_Q_20_3_a: Does any level of government provide funds or other resources for religious education programs and/or religious schools? (0 = No; 0.50 = Yes, but with no obvious favoritism to a particular group or groups; 1.00 = Yes, and with obvious favoritism to a particular group or groups)” Assigned weight = 0.5.
- “GRI_Q_20_3_b: Does any level of government provide funds or other resources for religious property (e.g., buildings, upkeep, repair, or land)? (0 = No; 0.50 = Yes, but with no obvious favoritism to a particular group or groups; 1.00 = Yes, and with obvious favoritism to a particular group or groups)” Assigned weight = 0.5.
- “GRI_Q_20_3_c: Does any level of government provide funds or other resources for religious activities other than education or property? (0 = No; 0.50 = Yes, but with no obvious favoritism to a particular group or groups; 1.00 = Yes, and with obvious favoritism to a particular group or groups)” Assigned weight = 0.5.
- “GRI_Q_20_4: Is religious education required in public schools? (0 = No; 0.50 = Yes, by at least some local governments; 1.00 = Yes, by the national government)” Assigned weight = 1.0.
- “GRI_Q_20_5: Does the national government defer in some way to religious authorities, texts, or doctrines on legal issues? (0 = No; 1.00 = Yes)” Assigned weight = 1.0.

Source: Pew Research Center, *Global Restrictions on Religion*.

2C. ASSOCIATION, ASSEMBLY, AND CIVIL SOCIETY

2Ci. Freedom of Association

This component is from this Institutional Profiles Database question: “A1030: Freedom of association. (0 = no freedom of association; 4 = strong freedom of association.)”

Source: French Ministry of the Economy, Institutional Profiles Database.

2Cii. Freedom of Assembly

This component is from this Institutional Profiles Database question: “A1031: Freedom of assembly. (0 = no freedom of assembly; 4 = strong freedom of assembly.)”

Source: French Ministry of the Economy, Institutional Profiles Database.

2Ciii. Establishing and Operating Political Parties

This component is from this Institutional Profiles Database question: “A3090: Freedom to establish and operate organizations: political parties. (0 = no establishment and operational independence possible; 4 = total freedom to establish and operate.)”

Source: French Ministry of the Economy, Institutional Profiles Database.

2Civ. Establishing and Operating Professional Organizations

This component is from this Institutional Profiles Database question: “A3092: Freedom to establish and operate organizations: professional organizations (i.e., employers and workers unions, orders, etc.). (0 = no establishment possible; 4 = total freedom to operate.)”

Source: French Ministry of the Economy, Institutional Profiles Database.

2Cv. Establishing and Operating Educational, Sporting, and Cultural Organizations

This component is from this Institutional Profiles Database question: “A3094: Freedom to establish and operate organizations: educational, sporting, and cultural organizations. (0 = no establishment possible; 4 = total freedom to operate.)”

Source: French Ministry of the Economy, Institutional Profiles Database.

2D. EXPRESSION AND INFORMATION

2Di. Press Killed

The component measures journalists killed covering news or offering comment on public affairs in print, in photographs, on radio, on television, or online. As such, the component includes writers, editors, publishers, producers, technicians, photographers, camera operators, and directors of news organizations. Countries with three or more journalists killed per 100,000 population earn a rating of 0. As the number of journalists killed per 100,000 population moves toward zero, the rating for this component moves toward 10. A 10 rating is assigned to countries with no journalists killed.

Source: Committee to Protect Journalists, Killed Census.

2Dii. Press Jailed

The component measures journalists imprisoned for covering news or offering comment on public affairs in print, in photographs, on radio, on television, or online. As such, the component includes writers, editors, publishers, producers, technicians, photographers, camera operators, and directors of news organizations. Countries with 1 or more journalists imprisoned per one million population

earn a rating of 0. As the number of journalists imprisoned per one million population moves toward zero, the rating for this component moves toward 10. A rating of 10 is assigned to countries with no journalists imprisoned.

Source: Committee to Protect Journalists, Prison Census.

2Diii. Laws and Regulations That Influence Media Content

The component measures both the laws and regulations that could influence media content and the government's inclination to use these laws and legal institutions to restrict the media's ability to operate. Assessed were the positive impact of legal and constitutional guarantees for freedom of expression; the potentially negative aspects of security legislation, the penal code, and other criminal statutes; penalties for libel and defamation; the existence of and ability to use freedom of information legislation; the independence of the judiciary and of official media regulatory bodies; registration requirements for both media outlets and journalists; and the ability of journalists' groups to operate freely. A continuous score ranges from 0 to 10, where countries with more freedom of the press receive higher ratings.

Source: Freedom House, *Freedom of the Press*.

2Div. Political Pressures and Controls on Media Content

The component measures the degree of political control over the content of news media. Issues examined included the editorial independence of both state-owned and privately owned media; access to information and sources; official censorship and self-censorship; the vibrancy of the media and the diversity of news available within each country; the ability of both foreign and local reporters to cover the news freely and without harassment; and the intimidation of journalists by the state or other actors, including arbitrary detention and imprisonment, violent assaults, and other threats. A continuous score ranges from 0 to 10, where countries with more freedom of the press receive higher ratings.

Source: Freedom House, *Freedom of the Press*.

2Dv. Access to Cable/Satellite

This component is from this Institutional Profiles Database question: "Freedom of information: Freedom of access to cable/satellite (television). (0 = no freedom of access to cable/satellite; 4 = complete freedom of access to cable/satellite.)"

Source: French Ministry of the Economy, Institutional Profiles Database.

2Dvi. Access to Foreign Newspapers

This component is from this Institutional Profiles Database question: "Freedom of information: Freedom of access to foreign newspapers (no seizures, censorship, etc.). (0 = no freedom of access to foreign newspapers; 4 = complete freedom of access to foreign newspapers.)"

Source: French Ministry of the Economy, Institutional Profiles Database.

2Dvii. State Control over Internet Access

This component is from this Institutional Profiles Database question: “Freedom of information: Freedom of access, navigation, and publication on the internet. (0 = no freedom of internet access; 4 = complete freedom of navigation and publication.)”

Source: French Ministry of the Economy, Institutional Profiles Database.

2E. IDENTITY AND RELATIONSHIPS**2Ei. Legal Gender**

The component is based on the measures for sex/gender marker change, upon which rating intervals were constructed. Countries with more restrictions and requirements for sex/gender marker change received lower ratings. A rating of 10 was assigned to countries with no requirements for sex/gender marker change. A rating of 7 was assigned to countries with prohibitive medical requirements, including hormonal treatment, sterilization, and genital surgery. A rating of 0 was assigned to countries without a possibility for sex/gender marker change.

Source: Z. Chiam et al., *Trans Legal Mapping Report 2016: Recognition before the Law* (Geneva: International Lesbian, Gay, Bisexual, Trans and Intersex Association, 2016); Human Rights Watch, *Country Profiles: Sexual Orientation and Gender Identity*.

2Eii. Same-Sex Relationships**2Eii(a). Male-to-Male Relationships**

This subcomponent is based on the International Lesbian and Gay Association’s Sexual Orientation Laws Dataset on male-to-male relationships. A rating of 10 was assigned to countries where male-to-male relationships are legal. A rating of 5 was assigned to countries where male-to-male relationships are legal only in some areas of the country. A rating of 0 was assigned to countries where male-to-male relationships are illegal.

Source: International Lesbian and Gay Association, Sexual Orientation Laws Dataset.

2Eii(b). Female-to-Female Relationships

This subcomponent is based on the International Lesbian and Gay Association’s Sexual Orientation Laws Dataset on female-to-female relationships. A rating of 10 was assigned to countries where female-to-female relationships are legal. A rating of 5 was assigned to countries where female-to-female relationships are legal only in some areas of the country. A rating of 0 was assigned to countries where female-to-female relationships are illegal.

Source: International Lesbian and Gay Association, Sexual Orientation Laws Dataset.

2Eiii. Divorce

This component measures whether women and men have the same legal rights to initiate divorce

and have the same requirements for divorce or annulment. A rating of 10 was assigned to countries where women have both the same rights to initiate divorce and the same requirements to finalize divorce or annulment as men, without negative repercussions on their parental authority. A rating of 7.5 was assigned to countries where women of all groups have both the same rights to initiate divorce and the same requirements to finalize divorce or annulment as men, without negative repercussions on their parental authority, but where some customary, religious, or traditional laws or practices discriminate against women's rights regarding divorce and/or parental authority after divorce. A rating of 5 was assigned to countries where women have both the same rights to initiate divorce and the same requirements to finalize divorce or annulment as men, without negative repercussions on their parental authority, but where this right does not apply to all groups of women. A rating of 2.5 was assigned to countries where women do not have the same rights over divorce as men: either their rights to initiate divorce and/or the requirements to finalize divorce or annulment are unequal, or their parental authority after divorce is restricted. A rating of 0 was assigned to countries where women do not have the same rights over divorce as men: both their rights to initiate divorce and/or the requirements to finalize divorce or annulment are unequal and their parental authority after divorce is restricted. For 2008–2016, this component is an average of two measurements: whether women and men have the same right to be the legal guardian of and have custody rights over a child after divorce and the extent to which women and men have the same rights to initiate divorce.

Source: OECD, *Social Institutions and Gender Index*.

ECONOMIC FREEDOM

A. SIZE OF GOVERNMENT

Ai. Government Consumption

This component is measured as general government consumption spending as a percentage of total consumption. The rating for this component, as with many of the following components, is designed to mirror the actual distribution of the raw data but on a 0-to-10 scale. The rating is equal to $(V_{\max} - V_i) / (V_{\max} - V_{\min})$ multiplied by 10. The V_i is the country's actual government consumption as a proportion of total consumption, while the V_{\max} and V_{\min} were set at 40 and 6, respectively. The 1990 data were used to derive the maximum and minimum values for this component. Countries with a larger proportion of government expenditures received lower ratings. In contrast, as the ratio approaches the maximum value, the ratio moves toward 0.

Sources: World Bank, World Development Indicators; International Monetary Fund, International Financial Statistics; United Nations National Accounts.

Aii. Transfers and Subsidies

This component is measured as general government transfers and subsidies as a share of gross domestic product (GDP). The rating for this component is equal to $(V_{\max} - V_i) / (V_{\max} - V_{\min})$ multiplied by 10. The V_i is the country's ratio of transfers and subsidies to GDP, while the V_{\max} and V_{\min} values are set at 37.2 and 0.5, respectively. The 1990 data were used to derive the maximum and minimum values for this component. The formula will generate lower ratings for countries with larger transfer sectors. When the size of a country's transfer sector approaches that of the country with the largest transfer sector during the 1990 benchmark year, the rating of the country will approach 0.

Sources: International Monetary Fund, *Government Finance Statistics Yearbook*; World Bank, World Development Indicators; International Monetary Fund, International Financial Statistics; United Nations National Accounts.

Aiii. Government Enterprises and Investment

Data on government investment as a share of total investment were used to construct the 0-to-10 ratings. Countries with more government enterprises and government investment received lower ratings. When the government investment share was generally less than 15 percent of total investment, countries were given a rating of 10. When government investment was between 15 percent and 20 percent of the total, countries received a rating of 8. When government investment was between 20 percent and 25 percent of the total, countries were rated at 7. When government investment was between 25 percent and 30 percent of the total, countries were assigned a rating of 6. When government investment was generally between 30 percent and 40 percent of the total, countries received a rating of 4. When government investment was between 40 percent and 50 percent of the total, countries were rated at 2. A rating of 0 was assigned when government investment exceeded 50 percent of total investment. In cases in which government investment data were unavailable, we used qualitative data on the scope of state-owned enterprises to assign ratings.

Sources: International Monetary Fund, *Government Finance Statistics Yearbook*; World Bank, World Development Indicators; International Monetary Fund, International Financial Statistics; World Economic Forum, *Global Competitiveness Report*; United Nations National Accounts; European Bank for Reconstruction and Development, Transition Indicators.

Aiv. Top Marginal Tax Rate**Aiv(a). Top Marginal Income Tax Rate**

Countries with higher marginal tax rates that take effect at lower income thresholds received lower ratings based on the matrix on page 226 in James Gwartney et al., *Economic Freedom of the World: 2019 Annual Report* (Vancouver: Fraser Institute, 2019). The income threshold data were converted from local currency to 1982/1984 U.S. dollars (using beginning-of-year exchange rates and the U.S. Con-

sumer Price Index). These figures include subnational rates if applicable.

Sources: PricewaterhouseCoopers, *Worldwide Tax Summaries Online*; PricewaterhouseCoopers, *Individual Taxes: A Worldwide Summary* (various issues); Ernst & Young, *Worldwide Personal Tax and Immigration Guide* (various issues); Deloitte International Tax Source, *Guide to Fiscal Information: Key Economies in Africa* (various issues).

Aiv(b). Top Marginal Income and Payroll Tax Rates

Countries with higher marginal income and payroll (wage) tax rates that take effect at lower income thresholds received lower ratings based on the matrix on page 226 in James Gwartney et al., *Economic Freedom of the World: 2019 Annual Report* (Vancouver: Fraser Institute, 2019). The income threshold data were converted from local currency to 1983 U.S. dollars (using beginning-of-year exchange rates and the U.S. Consumer Price Index). These figures include subnational rates if applicable.

Sources: PricewaterhouseCoopers, *Worldwide Tax Summaries Online*; PricewaterhouseCoopers, *Individual Taxes: A Worldwide Summary* (various issues); Ernst & Young, *Worldwide Personal Tax and Immigration Guide* (various issues); Deloitte International Tax Source, *Guide to Fiscal Information: Key Economies in Africa* (various issues).

Av. State Ownership of Assets

This component is based on ratings from the *Varieties of Democracy* (V-Dem) database on “State Ownership of the Economy,” which “gauges the degree to which the state owns and controls capital (including land) in the industrial, agricultural, and service sectors. It does not measure the extent of government revenue and expenditure as a share of total output; indeed, it is quite common for states with expansive fiscal policies to exercise little direct control (and virtually no ownership) over the economy.” The rating for this component is designed to mirror the actual distribution of the raw data but on a 0-to-10 scale. The rating is equal to $(V_i - V_{\min}) / (V_{\max} - V_{\min})$ multiplied by 10. The V_i is the country’s state ownership score, while the V_{\max} and V_{\min} were set at 2.5 standard deviations above and below the average, respectively. The 1990 data were used to derive the maximum and minimum values for this component. Countries with greater government ownership of assets get lower scores.

Source: V-Dem Institute, *Varieties of Democracy* (www.v-dem.net).

B. LEGAL SYSTEM AND PROPERTY RIGHTS

Bi. Judicial Independence

This component is from the *Global Competitiveness Report* question: “Is the judiciary in your country independent from political influences of members of government, citizens, or firms? No—heavily influenced (= 1) or Yes—entirely independent (= 7).” The question’s wording has varied slightly over the years. All variables from the *Global Competitiveness Report* were converted from the original 1-to-7 scale to a 0-to-10 scale using this formula: $EFWi = ((GCRi - 1) \div 6) \times 10$.

Source: World Economic Forum, *Global Competitiveness Report*. In recent years, the most recently available data from the online database, which provides a two-year moving average, have been used for this component and all other components using the *Global Competitiveness Report*.

Bii. Impartial Courts

This component is from the *Global Competitiveness Report* question: “The legal framework in your country for private businesses to settle disputes and challenge the legality of government actions and/or regulations is inefficient and subject to manipulation (= 1) or is efficient and follows a clear, neutral process (= 7).” The question’s wording has varied slightly over the years.

Source: World Economic Forum, *Global Competitiveness Report*. The “Rule of Law” ratings from the World Bank’s Worldwide Governance Indicators project are used to fill any values missing from the primary data source since 1995.

Biii. Protection of Property Rights

This component is from the *Global Competitiveness Report* question: “Property rights, including over financial assets, are poorly defined and not protected by law (= 1) or are clearly defined and well protected by law (= 7).”

Source: World Economic Forum, *Global Competitiveness Report*.

Biv. Military Interference in Rule of Law and Politics

This component is based on the *International Country Risk Guide* Political Risk Component G, Military in Politics: “A measure of the military’s involvement in politics. Since the military is not elected, involvement, even at a peripheral level, diminishes democratic accountability. Military involvement might stem from an external or internal threat, be symptomatic of underlying difficulties, or be a full-scale military takeover. Over the long term, a system of military government will almost certainly diminish effective governmental functioning, become corrupt, and create an uneasy environment for foreign businesses.”

Sources: PRS Group, *International Country Risk Guide*; World Bank, Worldwide Governance Indicators. The “Political Stability and Absence of Violence” ratings from the World Bank’s Worldwide Governance Indicators project are used to fill any values missing from the primary data source since 1995.

Bv. Integrity of the Legal System

This component is based on the *International Country Risk Guide* Political Risk Component I for Law and Order: Two measures compose one risk component. “Each sub-component equals half of the total. The ‘law’ sub-component assesses the strength and impartiality of the legal system, and the ‘order’ sub-component assesses popular observance of the law.”

Source: PRS Group, *International Country Risk Guide*.

Bvi. Legal Enforcement of Contracts

This component is based on the World Bank's *Doing Business* estimates for the time and money required to collect a debt. The debt is assumed to equal 200 percent of the country's per capita income where the plaintiff has complied with the contract and judicial judgment is rendered in the plaintiff's favor. Ratings of 0 to 10 were constructed for (1) the time cost (measured in number of calendar days required from the moment the lawsuit is filed until payment) and (2) the monetary cost of the case (measured as a percentage of the debt). These two ratings were then averaged to arrive at the final rating for this subcomponent. The formula used to calculate the 0-to-10 ratings was $(V_{\max} - V_i) / (V_{\max} - V_{\min})$ multiplied by 10. V_i represents the time or money cost value. The values for V_{\max} and V_{\min} were set at 725 days and 82.3 percent (1.5 standard deviations above average in 2005) and 62 days (1.5 standard deviations below average in 2005) and 0 percent, respectively. Countries with values outside the V_{\max} and V_{\min} range received ratings of either 0 or 10, accordingly. Source: World Bank, *Doing Business*.

Bvii. Regulatory Costs of the Sale of Real Property

This subcomponent is based on the World Bank's *Doing Business* data on the time measured in days and monetary costs required to transfer ownership of property that includes land and a warehouse. Ratings of 0 to 10 were constructed for (1) the time cost (measured in number of calendar days required to transfer ownership) and (2) the monetary cost of transferring ownership (measured as a percentage of the property value). These two ratings were then averaged to arrive at the final rating for this subcomponent. The formula used to calculate the 0-to-10 ratings was $(V_{\max} - V_i) / (V_{\max} - V_{\min})$ multiplied by 10. V_i represents the time or money cost value. The values for V_{\max} and V_{\min} were set at 265 days and 15 percent (1.5 standard deviations above average in 2005) and 0 days and 0 percent, respectively. Countries with values outside the V_{\max} and V_{\min} range received ratings of either 0 or 10, accordingly.

Source: World Bank, *Doing Business*.

Bviii. Reliability of Police

This component is from the *Global Competitiveness Report* question: "To what extent can police services be relied upon to enforce law and order in your country? (1 = Cannot be relied upon at all; 7 = Can be completely relied upon)."

Source: World Economic Forum, *Global Competitiveness Report*.

Bix. Business Costs of Crime

This component is from the *Global Competitiveness Report* question: "To what extent does the incidence of crime and violence impose costs on businesses in your country? (1 = To a great extent; 7 = Not at all)."

Source: World Economic Forum, *Global Competitiveness Report*.

C. SOUND MONEY

Ci. Money Growth

The component measures the average annual growth of the money supply in the past five years minus average annual growth of real GDP in the past 10 years. Countries where growth of the money supply greatly exceeds growth of real output receive lower ratings. The M1 money supply (basically defined as checkable deposits plus currency in circulation) figures were used to measure the growth rate of the money supply. The rating is equal to $(V_{\max} - V_i) / (V_{\max} - V_{\min})$ multiplied by 10. V_i represents the average annual growth rate of the money supply during the past five years adjusted for the growth of real GDP during the previous 10 years. The values for V_{\min} and V_{\max} were set at 0 and 50 percent, respectively. Therefore, if the adjusted growth rate of the money supply during the past five years was 0, indicating that money growth was equal to the long-term growth of real output, the formula generates a rating of 10. Ratings decline as the adjusted growth of the money supply increases toward 50 percent. When the adjusted annual money growth is equal to (or greater than) 50 percent, a rating of 0 results.

Sources: World Bank, World Development Indicators; International Monetary Fund, International Financial Statistics; United Nations National Accounts.

Cii. Standard Deviation of Inflation

The component measures the standard deviation of the inflation rate over the past five years. Generally, the GDP deflator was used as the measure of inflation for this component. When those data were unavailable, the Consumer Price Index (CPI) was used. The following formula was used to determine the 0-to-10 scale rating for each country: $(V_{\max} - V_i) / (V_{\max} - V_{\min})$ multiplied by 10. V_i represents the country's standard deviation of the annual rate of inflation during the past five years. The values for V_{\min} and V_{\max} were set at 0 and 25 percent, respectively. This procedure will allocate the highest ratings to the countries with the least variation in the annual rate of inflation. A perfect 10 results when there is no variation in the rate of inflation over the five-year period. Ratings will decline toward 0 as the standard deviation of the inflation rate approaches 25 percent annually.

Sources: World Bank, World Development Indicators; International Monetary Fund, International Financial Statistics.

Ciii. Inflation: Most Recent Year

Generally, the CPI was used as the measure of inflation for this component because it is often available before the GDP deflator is available. When those data were unavailable, the GDP deflator inflation rate was used. The 0-to-10 country ratings were derived by the following formula: $(V_{\max} - V_i) / (V_{\max} - V_{\min})$ multiplied by 10. V_i represents the rate of inflation during the most recent year. The values for V_{\min} and V_{\max} were set at 0 and 50 percent, respectively—the lower the rate of inflation, the higher the rating. Countries that achieve perfect price stability earn a rating of 10. As the inflation rate moves toward a 50 percent annual rate, the rating for this component moves toward 0. A 0

rating is assigned to all countries with an inflation rate of 50 percent or more.

Sources: World Bank, World Development Indicators; International Monetary Fund, International Financial Statistics.

Civ. Freedom to Own Foreign Currency Bank Accounts

When foreign currency bank accounts were permissible without any restrictions both domestically and abroad, the rating was 10; when these accounts were restricted, the rating was 0. If foreign currency bank accounts were permissible domestically but not abroad (or vice versa), the rating was 5.

Source: International Monetary Fund, *Annual Report on Exchange Arrangements and Exchange Restrictions*.

D FREEDOM TO TRADE INTERNATIONALLY

Di. Tariffs

Di(a). Revenues from Trade Taxes (% of trade sector)

This subcomponent measures the amount of tax on international trade as a share of exports and imports. The formula used to calculate the ratings for this subcomponent was $(V_{\max} - V_i) / (V_{\max} - V_{\min})$ multiplied by 10. V_i represents the revenue derived from taxes on international trade as a share of the trade sector. The values for V_{\min} and V_{\max} were set at 0 and 15 percent, respectively. This formula leads to lower ratings as the average tax rate on international trade increases. Countries with no specific taxes on international trade earn a perfect 10. As the revenues from these taxes rise toward 15 percent of international trade, ratings decline toward 0.

Sources: International Monetary Fund, *Government Finance Statistics Yearbook*; International Monetary Fund, International Financial Statistics.

Di(b). Mean Tariff Rate

This subcomponent is based on the unweighted mean of tariff rates. The formula used to calculate the 0-to-10 rating for each country was $(V_{\max} - V_i) / (V_{\max} - V_{\min})$ multiplied by 10. V_i represents the country's mean tariff rate. The values for V_{\min} and V_{\max} were set at 0 and 50 percent, respectively. This formula will allocate a rating of 10 to countries that do not impose tariffs. As the mean tariff rate increases, countries are assigned lower ratings. The rating will decline toward 0 as the mean tariff rate approaches 50 percent. (Note that, except for two or three extreme observations, all countries have mean tariff rates within this range of 0 to 50 percent.)

Source: World Trade Organization, *World Tariff Profiles*.

Di(c). Standard Deviation of Tariff Rates

Compared with a uniform tariff, wide variations in tariff rates indicate greater efforts toward central planning of the economy's production and consumption patterns. Thus, countries with a greater variation in their tariff rates are given lower ratings. The formula used to calculate the 0-to-10 rat-

ings for this component was $(V_{\max} - V_i) / (V_{\max} - V_{\min})$ multiplied by 10. V_i represents the standard deviation of the country's tariff rates. The values for V_{\min} and V_{\max} were set at 0 and 25 percent, respectively. This formula will allocate a rating of 10 to countries that impose a uniform tariff. As the standard deviation of tariff rates increases toward 25 percent, ratings decline toward 0. (Note that, except for a few very extreme observations, the standard deviations of the tariff rates for the countries in our study fall within this 0 to 25 percent range.)

Source: World Trade Organization, *World Tariff Profiles*.

Dii. Regulatory Trade Barriers

Dii(a). Nontariff Trade Barriers

This subcomponent is based on the *Global Competitiveness Report* survey question: "In your country, tariff and non-tariff barriers significantly reduce the ability of imported goods to compete in the domestic market. 1–7 (best)." The question's wording has varied slightly over the years. Note, notwithstanding the subcomponent's title, this indicator captures both tariff and nontariff barriers.

Source: World Economic Forum, *Global Competitiveness Report*.

Dii(b). Compliance Costs of Importing and Exporting

This subcomponent is based on the World Bank's *Doing Business* data on the time (i.e., nonmoney) cost of procedures required to import a full 20-foot container of dry goods that contains no hazardous or military items. Countries where it takes longer to import or export are given lower ratings. Ratings of 0 to 10 were constructed for (1) the time cost (in hours) associated with border compliance and documentary compliance when exporting and (2) the time cost (in hours) associated with border compliance and documentary compliance when importing. These two ratings were then averaged to arrive at the final rating for this subcomponent. The formula used to calculate the 0-to-10 ratings was $(V_{\max} - V_i) / (V_{\max} - V_{\min})$ multiplied by 10. V_i represents the time cost value. The values for V_{\max} and V_{\min} were set, respectively, at 228.38 and 0 hours (1.5 standard deviations above average in 2014) for exporting and 338.00 hours (1.5 standard deviations below average in 2014) and 0 hours for importing. Countries with values outside the V_{\max} and V_{\min} range received ratings of either 0 or 10, accordingly.

Source: World Bank, *Doing Business*.

Diii. Black-Market Exchange Rates

This component is based on the percentage difference between the official and the parallel (black-market) exchange rate. The formula used to calculate the 0-to-10 ratings for this component was the following: $(V_{\max} - V_i) / (V_{\max} - V_{\min})$ multiplied by 10. V_i is the country's black-market exchange-rate premium. The values for V_{\min} and V_{\max} were set at 0 and 50 percent, respectively. This formula will allocate a rating of 10 to countries without a black-market exchange rate—that is, those with

a domestic currency that is fully convertible without restrictions. When exchange-rate controls are present and a black market exists, the ratings will decline toward 0 as the black-market premium increases toward 50 percent. A 0 rating is given when the black-market premium is equal to, or greater than, 50 percent.

Source: Monetary Research Institute, *MRI Bankers' Guide to Foreign Currency*.

Div. Controls of the Movement of Capital and People

Div(a). Foreign Ownership/Investment Restrictions

This subcomponent is based on the following two questions from the *Global Competitiveness Report*:

(1) "How prevalent is foreign ownership of companies in your country? 1 = Very rare, 7 = Highly prevalent"; and (2) "How restrictive are regulations in your country relating to international capital flows? 1 = Highly restrictive, 7 = Not restrictive at all." The wording of the questions has varied slightly over the years.

Source: World Economic Forum, *Global Competitiveness Report*.

Div(b). Capital Controls

The International Monetary Fund reports on up to 13 types of international capital controls. The 0-to-10 rating is the percentage of capital controls not levied as a share of the total number of capital controls listed, multiplied by 10.

Source: International Monetary Fund, *Annual Report on Exchange Arrangements and Exchange Restrictions*.

Div(c). Freedom of Foreigners to Visit

This component measures the percentage of countries for which a country requires a visa from foreign visitors. It reflects the freedom of foreigners to travel to this country for tourist and short-term business purposes. The formula used to calculate the 0-to-10 ratings was $(V_i - V_{\min}) / (V_{\max} - V_{\min})$ multiplied by 10. V_i represents the component value. The values for V_{\max} and V_{\min} were set at 47.2 (1 standard deviation above average) and 0, respectively. Countries with values outside the V_{\max} and V_{\min} range received ratings of either 0 or 10, accordingly.

Sources: Robert Lawson and Jayme Lemke, "Travel Visas," *Public Choice* 154, no. 1-2 (2012): 17–36; authors' calculations.

E. REGULATION

Ei. Credit Market Regulations

Ei(a). Ownership of Banks

Data on the percentage of bank deposits held in privately owned banks were used to construct rating intervals. Countries with larger shares of privately held deposits received higher ratings. When

privately held deposits totaled between 95 percent and 100 percent, countries were given a rating of 10. When private deposits constituted between 75 percent and 95 percent of the total, a rating of 8 was assigned. When private deposits were between 40 percent and 75 percent of the total, the rating was 5. When private deposits totaled between 10 percent and 40 percent, countries received a rating of 2. A 0 rating was assigned when private deposits were 10 percent or less of the total.

Sources: World Bank, Bank Regulation and Supervision Survey; James R. Barth, Gerard Caprio Jr., and Ross Levine, *Rethinking Bank Regulation: Till Angels Govern* (New York: Cambridge University Press, 2006).

Ei(b). Private-Sector Credit

This subcomponent measures the extent of government borrowing relative to borrowing by the private sector. Greater government borrowing indicates more central planning and results in lower ratings. If the data are available, this subcomponent is calculated as the government fiscal deficit as a share of gross saving. Since the deficit is expressed as a negative value, higher numerical values result in higher ratings. The formula used to derive the country ratings for this subcomponent was $(-V_{\max} - V_i) / (V_{\max} + V_{\min})$ multiplied by 10. V_i is the ratio of deficit to gross investment, and the values for V_{\max} and V_{\min} are set at 0 and -100 percent, respectively. The formula allocates higher ratings as the deficit gets smaller (that is, closer to zero) relative to gross saving. If the deficit data are not available, the component is instead based on the share of private credit to total credit extended in the banking sector. Higher values are indicative of greater economic freedom. Thus, the formula used to derive the country ratings for this subcomponent was $(V_i - V_{\min}) / (V_{\max} - V_{\min})$ multiplied by 10. V_i is the share of the country's total domestic credit allocated to the private sector and the values for V_{\max} and V_{\min} are set at 99.9 percent and 10.0 percent, respectively. The 1990 data were used to derive the maximum and minimum values for this component. The formula allocates higher ratings as the share of credit extended to the private sector increases.

Sources: World Bank, World Development Indicators; World Economic Forum, *Global Competitiveness Report*; International Monetary Fund, International Financial Statistics.

Ei(c). Interest Rate Controls/Negative Real Interest Rates

Data on credit-market controls and regulations were used to construct rating intervals. Countries with interest rates determined by the market, stable monetary policy, and reasonable real-deposit and lending-rate spreads received higher ratings. When interest rates were determined primarily by market forces as evidenced by reasonable deposit and lending-rate spreads, and when real interest rates were positive, countries were given a rating of 10. When interest rates were primarily market determined but the real rates were sometimes slightly negative (less than 5 percent) or the differential between the deposit and lending rates was large (8 percent or more), countries received a rating of 8. When the real deposit or lending rate was persistently negative by a single-digit amount or the differential between them was regulated by the government, countries were rated at 6. When

the deposit and lending rates were fixed by the government and the real rates were often negative by single-digit amounts, countries were assigned a rating of 4. When the real deposit or lending rate was persistently negative by a double-digit amount, countries received a rating of 2. A 0 rating was assigned when the deposit and lending rates were fixed by the government and real rates were persistently negative by double-digit amounts or hyperinflation had virtually eliminated the credit market.

Sources: World Bank, World Development Indicators; International Monetary Fund, International Financial Statistics; U.S. Central Intelligence Agency, *The World Factbook*.

Eii. Labor Market Regulations

Eii(a). Hiring Regulations and Minimum Wage

This subcomponent is based on the “Employing Workers” section of the World Bank’s *Doing Business* and uses the following components: (1) whether fixed-term contracts are prohibited for permanent tasks; (2) the maximum cumulative duration of fixed-term contracts; and (3) the ratio of the minimum wage for a trainee or first-time employee to the average value added per worker. An economy is assigned a score of 1 if fixed-term contracts are prohibited for permanent tasks and a score of 0 if they can be used for any task. A score of 1 is assigned if the maximum cumulative duration of fixed-term contracts is less than 3 years; 0.5 if it is 3 years or more but less than 5 years; and 0 if fixed-term contracts can last 5 years or more. Finally, a score of 1 is assigned if the ratio of the minimum wage to the average value added per worker is 0.75 or more; 0.67 for a ratio of 0.50 or more but less than 0.75; 0.33 for a ratio of 0.25 or more but less than 0.50; and 0 for a ratio of less than 0.25.

Source: World Bank, *Doing Business*.

Eii(b). Hiring and Firing Regulations

This subcomponent is based on the *Global Competitiveness Report* question: “The hiring and firing of workers is impeded by regulations (= 1) or flexibly determined by employers (= 7).” The question’s wording has varied over the years.

Source: World Economic Forum, *Global Competitiveness Report*.

Eii(c). Centralized Collective Bargaining

This subcomponent is based on the *Global Competitiveness Report* question: “Wages in your country are set by a centralized bargaining process (= 1) or up to each individual company (= 7).” The wording of the question has varied over the years.

Source: World Economic Forum, *Global Competitiveness Report*.

Eii(d). Hours Regulations

This subcomponent, based on the “Employing Labor” section in the World Bank’s *Doing Business*, uses the following five components: (1) whether there are restrictions on night work; (2) whether there are restrictions on holiday work; (3) whether the length of the work week can be 5.5 days or longer; (4) whether there are restrictions on overtime work; and (5) whether the average paid annual leave is 21 working days or more. For each question, when the regulations apply, a score of 1 is given. If there are no restrictions, the economy receives a score of 0. The 0-to-10 rating is based on how many of these regulations are in place: no regulations results in a rating of 10; one regulation results in a rating of 8; and so on.

Source: World Bank, *Doing Business*.

Eii(e). Mandated Cost of Worker Dismissal

This subcomponent is based on the World Bank’s *Doing Business* data on the cost of the advance notice requirements, severance payments, and penalties due when dismissing a redundant worker with 10-years tenure. The formula used to calculate the 0-to-10 ratings was $(V_{\max} - V_i) / (V_{\max} - V_{\min})$ multiplied by 10. V_i represents the dismissal cost (measured in weeks of wages). The values for V_{\max} and V_{\min} were set at 58 weeks (1.5 standard deviations above average in 2005) and 0 weeks, respectively. Countries with values outside the V_{\max} and V_{\min} range received ratings of either 0 or 10, accordingly.

Source: World Bank, *Doing Business*.

Eii(f). Conscription

Data on the use and duration of military conscription were used to construct rating intervals. Countries with longer conscription periods received lower ratings. A rating of 10 was assigned to countries without military conscription. When the length of conscription was six months or less, countries were given a rating of 5. When the length of conscription was more than six months but not more than 12 months, countries were rated at 3. When the length of conscription was more than 12 months but not more than 18 months, countries were assigned a rating of 1. When conscription periods exceeded 18 months, countries were rated 0. If conscription was present but apparently not strictly enforced or the length of service could not be determined, the country was given a rating of 3. In cases in which it is clear that conscription is never used, even though it may be possible, a rating of 10 is given. If a country’s mandated national service includes clear nonmilitary options, the country was given a rating of 5.

Sources: International Institute for Strategic Studies, *The Military Balance*; War Resisters International, World Survey of Conscription and Conscientious Objection to Military Service; additional online sources used as necessary.

Eiii. Business Regulations

Eiii(a). Administrative Requirements

This subcomponent is based on the *Global Competitiveness Report* question: “Complying with administrative requirements (permits, regulations, reporting) issued by the government in your country is (1 = burdensome, 7 = not burdensome).” The question’s wording has varied slightly over the years. Source: World Economic Forum, *Global Competitiveness Report*.

Eiii(b). Bureaucracy Costs

This subcomponent is based on the “Regulatory Burden Risk Ratings” from IHS Markit, which measures “[t]he risk that normal business operations become more costly due to the regulatory environment. This includes regulatory compliance and bureaucratic inefficiency and/or opacity. Regulatory burdens vary across sectors so scoring should give greater weight to sectors contributing the most to the economy.” The raw scores range, roughly, from 0 to 7, with higher values indicating greater risk. The formula used to calculate the 0-to-10 ratings was $(V_{\max} - V_i) / (V_{\max} - V_{\min})$ multiplied by 10. V_i is the country’s Regulatory Burden rating, while the V_{\max} and V_{\min} were set at 5 and 0.5, respectively. These ratings were first published for 2014, and the 2014 ratings were used for 2012–2013.

Source: IHS Markit.

Eiii(c). Starting a Business

This subcomponent is based on the World Bank’s *Doing Business* data on the amount of time and money it takes to start a new limited liability business. Countries where it takes longer or is costlier to start a new business are given lower ratings. Ratings of 0 to 10 were constructed for three variables: (1) time (measured in days) necessary to comply with regulations when starting a limited liability company; (2) money costs of the fees paid to regulatory authorities (measured as a share of per capita income); and (3) minimum capital requirements—that is, funds that must be deposited into a company bank account (measured as a share of per capita income). These three ratings were then averaged to arrive at the final rating for this subcomponent. The formula used to calculate the 0-to-10 ratings was $(V_{\max} - V_i) / (V_{\max} - V_{\min})$ multiplied by 10. V_i represents the variable value. The values for V_{\max} and V_{\min} were set at 104 days, 317 percent, and 1,017 percent (1.5 standard deviations above average in 2005) and 0 days, 0 percent, and 0 percent, respectively. Countries with values outside the V_{\max} and V_{\min} range received ratings of either 0 or 10, accordingly.

Source: World Bank, *Doing Business*.

Eiii(d). Extra Payments/Bribes/Favoritism

This subcomponent is based on the *Global Competitiveness Report* questions: (1) “In your industry, how commonly would you estimate that firms make undocumented extra payments or bribes connected with the following: A – Import and export permits; B – Connection to public utilities (e.g., telephone

or electricity); C – Annual tax payments; D – Awarding of public contracts (investment projects); E – Getting favourable judicial decisions. Common (= 1), Never occur (= 7)”; (2) “Do illegal payments aimed at influencing government policies, laws, or regulations have an impact on companies in your country? 1 = Yes, significant negative impact, 7 = No, no impact at all”; (3) “To what extent do government officials in your country show favouritism to well-connected firms and individuals when deciding upon policies and contracts? 1 = Always show favouritism, 7 = Never show favouritism.” The wording of the questions has varied slightly over the years.

Source: World Economic Forum, *Global Competitiveness Report*.

Eiii(e). Licensing Restrictions

This subcomponent is based on the World Bank’s *Doing Business* data on the time in days and monetary costs required to obtain a license to construct a standard warehouse. Ratings of 0 to 10 were constructed for (1) the time cost (measured in number of calendar days required to obtain a license) and (2) the monetary cost of obtaining the license (measured as a share of per capita income). These two ratings were then averaged to arrive at the final rating for this subcomponent. The formula used to calculate the 0-to-10 ratings was $(V_{\max} - V_i) / (V_{\max} - V_{\min})$ multiplied by 10. V_i represents the time or money cost value. The values for V_{\max} and V_{\min} were set at 363 days and 2,763 percent (1.5 standard deviations above average in 2005) and 56 days (1.5 standard deviations below average in 2005) and 0 percent, respectively. Countries with values outside the V_{\max} and V_{\min} range received ratings of either 0 or 10, accordingly.

Source: World Bank, *Doing Business*.

Eiii(f). Cost of Tax Compliance

This subcomponent is based on the World Bank’s *Doing Business* data on the time required per year for a business to prepare, file, and pay taxes on corporate income, value added or sales taxes, and taxes on labor. The formula used to calculate the 0-to-10 ratings was $(V_{\max} - V_i) / (V_{\max} - V_{\min})$ multiplied by 10. V_i represents the time cost (measured in hours) of tax compliance. The values for V_{\max} and V_{\min} were set at 892 hours (1.5 standard deviations above average in 2005) and 0 hours, respectively. Countries with values outside the V_{\max} and V_{\min} range received ratings of either 0 or 10, accordingly.

Source: World Bank, *Doing Business*.

NOTES

1. That work can be found in the annual *Economic Freedom of the World* reports coauthored by James Gwartney, Robert Lawson, and Joshua Hall (Vancouver: Fraser Institute). See also Joshua Hall and Robert Lawson, “Economic Freedom of the World: An Accounting of the Literature,” *Contemporary Economic Policy* 32, no. 1 (2014): 1–19.
2. Some of those preliminary papers can be found in Fred McMahon, ed., *Towards a Worldwide Index of Human Freedom* (Vancouver: Fraser Institute, 2012).
3. John Locke, *Two Treatises of Civil Government*, Second Treatise, 1689, ed. Thomas Hollis (London: A. Millar et al., 1764; Liberty Fund, at Online Library of Liberty), <http://files.libertyfund.org/pll/titles/222.html>.
4. See George H. Smith, *The System of Liberty: Themes in the History of Classical Liberalism* (New York: Cambridge University Press, 2013), especially chapter 7 (pp. 133–51), on “The Idea of Freedom”; and Tom G. Palmer, *Realizing Freedom: Libertarian Theory, History, and Practice* (Washington: Cato Institute, 2009).
5. Isaiah Berlin, “Two Concepts of Liberty,” in Isaiah Berlin, *Four Essays on Liberty* (Oxford: Oxford University Press, 1969). The justification for relying on the concept of negative freedom is discussed at length in Fred McMahon, “Human Freedom from Pericles to Measurement,” in McMahon, *Towards a Worldwide Index of Human Freedom*.
6. See McMahon, “Human Freedom from Pericles to Measurement,” and Palmer, *Realizing Freedom*, especially chapter 3, “Freedom Properly Understood,” pp. 23–42, in which Palmer critiques Amartya Sen’s capability approach to defining freedom. See also Jean-Pierre Chauffour, *The Power of Freedom: Uniting Human Rights and Development* (Washington: Cato Institute, 2009).
7. McMahon, *Towards a Worldwide Index*, p. 3.
8. Democracy, as is widely believed, may be more consistent than other forms of government at safeguarding freedom, but many philosophers of freedom, such as Berlin, draw a distinction between freedom and democracy. See Berlin, “Two Concepts of Liberty.”
9. Gwartney et al., *Economic Freedom of the World: 1975–1995* (Vancouver: Fraser Institute, 1996), p. 12.
10. See McMahon, *Towards a Worldwide Index*.
11. F. A. Hayek, *The Constitution of Liberty* (Chicago: University of Chicago Press, 1960), p. 137.

12. Locke, *Two Treatises of Civil Government*, chap. VI, para. 57.
13. Hayek, *The Constitution of Liberty*, p. 154.
14. World Justice Project research team, *WJP Rule of Law Index 2012–2013* (Washington: World Justice Project, 2012); *WJP Rule of Law Index 2014* (Washington: World Justice Project, 2014); *WJP Rule of Law Index 2015* (Washington: World Justice Project, 2015); *WJP Rule of Law Index 2016* (Washington: World Justice Project, 2016); and *WJP Rule of Law Index 2017–2018* (Washington: World Justice Project, 2018). This source provides data for 92 countries in our index for 2008 and 2009, for 94 countries for the years 2010 and 2011, for 95 countries for the years 2012 and 2013, for 99 countries for the year 2014, for 104 countries for the year 2015, and for 105 countries for the years 2016 and 2017. To derive Rule of Law ratings for the remaining countries in our index, we regressed the *WJP Rule of Law Index* measures we constructed with the rule of law measures from the World Bank’s Worldwide Governance Indicators (which produced a correlation coefficient of 0.93 using the WJP measure for 2008, 2009, 2010, and 2014; 0.94 using the WJP measure for 2011, 2015, and 2016; and 0.95 using the WJP measure for 2012 and 2013).
15. For the exact survey questions the WJP used to derive these measures, see the “Methodology” section of the *WJP Rule of Law Index* website, worldjusticeproject.org/methodology.
16. Hayek, *The Constitution of Liberty*, p. 153.
17. McMahan brings up the problem of “how restrictions on freedom that are designed to enhance freedom should be measured” in the brief, “Some Issues Concerning the Scope of a Freedom Measure,” presented in a colloquium in Potsdam, Germany, in June 2010, organized by the Friedrich Naumann Foundation.
18. Milton Friedman, foreword to *Economic Freedom of the World: 1975–1995*, by Gwartney et al., p. vii.

ABOUT THE AUTHORS

Ian Vásquez is the director of the Center for Global Liberty and Prosperity at the Cato Institute and a columnist at *El Comercio*, a newspaper in Peru.

Tanja Porčnik is a senior fellow of the Fraser Institute specializing in economic and human freedom studies. She is also an adjunct scholar at the Cato Institute and the cofounder and president of the Visio Institute. She was formerly a senior fellow of the Atlas Economic Research Foundation and before that a government teaching fellow of the American Institute on Political and Economic Systems in Prague, Czech Republic (a joint program of Georgetown University and the Fund for American Studies).

ABOUT THE COPUBLISHERS

Cato Institute

The Cato Institute is a public policy research foundation dedicated to broadening the parameters of public policy debate to allow consideration of more options that are consistent with the principles of limited government, individual liberty, and peace. To that end, the Institute strives to achieve greater involvement of the intelligent, concerned lay public in questions of policy and the proper role of government through an extensive program of publications and seminars. The Institute is based in Washington, DC.

Fraser Institute

Founded in 1974, the Fraser Institute is an independent research and educational organization with offices across Canada and international partners in over 90 nations and territories. Our mission is to improve the quality of life for Canadians, their families, and future generations by studying, measuring, and broadly communicating the effects of government policies, entrepreneurship, and choice on their well-being. Our work is financed by tax-deductible contributions from thousands of individuals, organizations, and foundations. In order to protect its independence, the Institute does not accept grants from government or contracts for research.

Liberales Institut

The Liberales Institut is the think tank of the Friedrich Naumann Foundation for Freedom, based in Potsdam, Germany. It spreads liberal and free-market ideas through publications, the analysis of political trends, and the promotion of research. It aims to promote the goal of making freedom valid for the dignity of all people and in all areas of society, both in Germany and abroad. Its policies work toward promoting the rule of law, democracy, and the worldwide liberalization of all markets: information, technology, goods, and services, as well as currency and capital markets. The Institute organizes conferences and workshops to stimulate an intellectual exchange among liberals around the world.

ASSOCIATE COPUBLISHERS**The Institute of Economic Analysis**

The Institute of Economic Analysis (IEA) is an independent, nongovernmental, nonpartisan, nonprofit research center established in 1994 in Moscow, Russia. The IEA conducts research on economic, social, political, legal, energy, climate, international relations, and security issues and policies related to Russia, post-Soviet states, and other countries in transition. The IEA has advised Russian authorities on a wide range of economic, social, and foreign policy reforms that have led to the doubling of Russia's gross domestic product within 10 years (1998–2008) and to Russia's joining the G8 club in 2002. Currently, the IEA focuses on advising the Russian and international expert community and public at large on building rule-of-law-based, democratic, open, tolerant, and free societies and polities in Russia and in neighboring countries.

Visio Institute

The Visio Institute is an independent, nonpartisan research organization based in Slovenia. Its aim is to develop and promote public policy and institutional reform proposals to foster an open, free, developed, and just society in Slovenia. To that end, the Visio Institute organizes events, produces publications, and appears regularly in the media.



www.cato.org



www.fraserinstitute.org



www.freiheit.org