



Traffic Index

2019

Created to help you tackle traffic – as a driver, city planner, automaker or policy maker – the TomTom Traffic Index provides detailed insights on live and historic road congestion levels in cities around the world.

You are permitted to use the contents of this document in online, offline and social media and other publication channels for non-commercial purposes with clear reference to TomTom International BV as its main source. You are not permitted to modify, compile, adapt or use any part of this document in any way for commercial purposes without a written agreement from TomTom International BV.

Traffic Index results

2019

Downloaded from: <https://www.tomtom.com/traffic-index/ranking/>

416 results

FULL

All countries (57)

Argentina, Australia, Austria, Belgium, Brazil, Bulgaria, Canada, Chile, China, Colombia, Czechia, Denmark, Egypt, Estonia, Finland, France, Germany, Greece, Hong Kong, Hungary, Iceland, India, Indonesia, Ireland, Israel, Italy, Japan, Kuwait, Latvia, Lithuania, Luxembourg, Malaysia, Mexico, Netherlands, New Zealand, Norway, Peru, Philippines, Poland, Portugal, Romania, Russia, Saudi Arabia, Singapore, Slovakia, Slovenia, South Africa, Spain, Sweden, Switzerland, Taiwan, Thailand, Turkey, Ukraine, United Arab Emirates, United Kingdom, United States of America

All city sizes (by population)

Megacity

> 8 million





Large

> 800 thousand

Small

< 800 thousand

All congestion levels

-  > 50%
-  25% - 50%
-  15% - 25%
-  < 15%

#	World rank	City	Country	Congestion level
1	1	Bengaluru	India	71%
2	2	Manila	Philippines	71%
3	3	Bogota	Colombia	68% ↑ 5%
4	4	Mumbai	India	65% - 0%
5	5	Pune	India	59%
6	6	Moscow region (oblast)	Russia	59% ↑ 3%
7	7	Lima	Peru	57% ↓ 1%
8	8	New Delhi	India	56% ↓ 2%
9	9	Istanbul	Turkey	55% ↑ 2%
10	10	Jakarta	Indonesia	53% - 0%
11	11	Bangkok	Thailand	53% - 0%
12	12	Kyiv	Ukraine	53% ↑ 7%
13	13	Mexico City	Mexico	52% - 0%
14	14	Bucharest	Romania	52% ↑ 4%
15	15	Recife	Brazil	50% ↑ 1%
16	16	Saint Petersburg	Russia	49% ↑ 2%
17	17	Dublin	Ireland	48% ↑ 3%
18	18	Odessa	Ukraine	47%
19	19	Lodz	Poland	47% ↑ 3%
20	20	Rio de Janeiro	Brazil	46% ↑ 4%

#	World rank	City	Country	Congestion level
21	21	Tel Aviv	Israel	46% ↑ 4%
22	22	Krakow	Poland	45% ↑ 5%
23	23	Novosibirsk	Russia	45% ↑ 1%
24	24	Sao Paulo	Brazil	45% ↑ 3%
25	25	Samara	Russia	44%
26	26	Santiago	Chile	44% ↑ 4%
27	27	Poznan	Poland	44% ↑ 5%
28	28	Salvador	Brazil	43% ↑ 5%
29	29	Kharkiv	Ukraine	43%
30	30	Athens	Greece	43% ↑ 3%
31	31	Los Angeles	United States of America	42% ↑ 1%
32	32	Tokyo	Japan	42% ↑ 1%
33	33	Edinburgh	United Kingdom	41% ↑ 1%
34	34	Chongqing	China	41% ↓ 3%
35	35	Yekaterinburg	Russia	41% ↑ 4%
36	36	Cairo	Egypt	40% ↓ 4%
37	37	Warsaw	Poland	40% ↑ 1%
38	38	Guangzhou	China	40% ↓ 2%
39	39	Zhuhai	China	39% ↓ 3%
40	40	Vancouver	Canada	39% ↑ 1%

#	World rank	City	Country	Congestion level
41	41	Wroclaw	Poland	39% ↑ 4%
42	42	Paris	France	39% ↑ 3%
43	43	Rome	Italy	38% ↓ 1%
44	44	Brussels	Belgium	38% ↑ 1%
45	45	London	United Kingdom	38% ↑ 1%
46	46	Kuala Lumpur	Malaysia	37% ↑ 1%
47	47	Dnipro	Ukraine	37%
48	48	Budapest	Hungary	37% ↑ 2%
49	49	Shenzhen	China	37% ↑ 1%
50	50	Fortaleza	Brazil	37% ↑ 2%
51	51	Beijing	China	37% ↓ 3%
52	52	New York	United States of America	37% ↑ 1%
53	53	Luxembourg	Luxembourg	36% ↑ 3%
54	54	Sofia	Bulgaria	36% ↑ 1%
55	55	Bratislava	Slovakia	36% ↑ 3%
56	56	Palermo	Italy	36% ↑ 1%
57	57	Osaka	Japan	36% - 0%
58	58	Rostov-on-Don	Russia	36%
59	59	San Francisco	United States of America	36% ↑ 2%
60	60	Belo Horizonte	Brazil	35% ↑ 2%

#	World rank	City	Country	Congestion level
61	61	Changsha	China	35% ↓ 1%
62	62	Porto Alegre	Brazil	35% ↑ 2%
63	63	Brighton and Hove	United Kingdom	35% ↑ 1%
64	64	Taipei	Taiwan	35% ↑ 1%
65	65	Chengdu	China	35% ↓ 4%
66	66	Buenos Aires	Argentina	35% ↓ 1%
67	67	Mons	Belgium	34% ↑ 18%
68	68	Marseille	France	34% ↓ 1%
69	69	Bournemouth	United Kingdom	34% - 0%
70	70	Hamburg	Germany	34% ↑ 1%
71	71	Bydgoszcz	Poland	34% ↑ 3%
72	72	Chelyabinsk	Russia	34%
73	73	Hull	United Kingdom	34% - 0%
74	74	Taichung	Taiwan	34% ↑ 1%
75	75	Cork	Ireland	33% ↑ 1%
76	76	Belfast	United Kingdom	33% ↓ 1%
77	77	Geneva	Switzerland	33% - 0%
78	78	Changchun	China	33% ↓ 5%
79	79	Southampton	United Kingdom	33% ↑ 6%
80	80	Toronto	Canada	33% ↑ 1%

#	World rank	City	Country	Congestion level
81	81	Lisbon	Portugal	33% ↑ 1%
82	82	Gdansk, Gdynia and Sopot	Poland	33% ↑ 3%
83	83	Bristol	United Kingdom	33% ↑ 1%
84	84	San Jose	United States of America	33% ↑ 1%
85	85	Nagoya	Japan	33% ↑ 1%
86	86	Sydney	Australia	33% ↓ 1%
87	87	Kaohsiung	Taiwan	33% ↓ 1%
88	88	Manchester	United Kingdom	33% ↑ 1%
89	89	Reading	United Kingdom	32% ↑ 8%
90	90	Omsk	Russia	32%
91	91	Vilnius	Lithuania	32% ↑ 2%
92	92	Naples	Italy	32% ↑ 2%
93	93	Bordeaux	France	32% - 0%
94	94	Berlin	Germany	32% ↑ 1%
95	95	Nizhny Novgorod	Russia	32% - 0%
96	96	Singapore	Singapore	32% ↑ 1%
97	97	Antwerp	Belgium	32% ↑ 1%
98	98	Leicester	United Kingdom	32% ↑ 2%
99	99	Grenoble	France	32% ↑ 3%
100	100	Ankara	Turkey	32% ↑ 1%

#	World rank	City	Country	Congestion level
101	101	Cape Town	South Africa	32% ↑ 1%
102	102	Wiesbaden	Germany	32% ↑ 8%
103	103	Zurich	Switzerland	32% ↑ 1%
104	104	Messina	Italy	31% ↓ 1%
105	105	Auckland	New Zealand	31% ↑ 2%
106	106	Tomsk	Russia	31%
107	107	Milan	Italy	31% ↑ 1%
108	108	Hong Kong	Hong Kong	31% ↓ 1%
109	109	Porto	Portugal	31% ↑ 3%
110	110	Seattle	United States of America	31% - 0%
111	111	Tallinn	Estonia	31% ↑ 1%
112	112	Xiamen	China	31% - 0%
113	113	Miami	United States of America	31% ↑ 1%
114	114	Tainan	Taiwan	31% ↑ 1%
115	115	Shanghai	China	31% ↓ 2%
116	116	Nice	France	31% - 0%
117	117	Lugano	Switzerland	31% ↑ 3%
118	118	Limerick	Ireland	31% ↑ 2%
119	119	Brno	Czechia	30% ↑ 3%
120	120	Lyon	France	30% ↑ 1%

#	World rank	City	Country	Congestion level
121	121	Johannesburg	South Africa	30% - 0%
122	122	Szczecin	Poland	30% ↑ 3%
123	123	Melbourne	Australia	30% ↑ 1%
124	124	Munich	Germany	30% - 0%
125	125	Cardiff	United Kingdom	30% ↑ 2%
126	126	Nanjing	China	30% - 0%
127	127	Taoyuan	Taiwan	30% ↑ 2%
128	128	Genoa	Italy	30% ↓ 1%
129	129	Nuremberg	Germany	30% - 0%
130	130	Thessaloniki	Greece	30% ↑ 2%
131	131	Leiden	Netherlands	30% ↑ 3%
132	132	Stuttgart	Germany	30% - 0%
133	133	Sapporo	Japan	30% - 0%
134	134	Izmir	Turkey	29% ↓ 1%
135	135	Bonn	Germany	29% ↑ 2%
136	136	Prague	Czechia	29% ↑ 2%
137	137	Catania	Italy	29% ↑ 1%
138	138	Montreal	Canada	29% ↑ 2%
139	139	Ottawa	Canada	29% ↑ 2%
140	140	Barcelona	Spain	29% - 0%

#	World rank	City	Country	Congestion level
141	141	Washington	United States of America	29% ↑ 1%
142	142	Toulon	France	29% ↑ 1%
143	143	Kazan	Russia	29%
144	144	Antalya	Turkey	29% ↑ 2%
145	145	Liverpool	United Kingdom	28% ↑ 1%
146	146	Toulouse	France	28% - 0%
147	147	Wellington	New Zealand	28% ↑ 1%
148	148	Chicago	United States of America	28% - 0%
149	149	Curitiba	Brazil	28% ↑ 1%
150	150	Kassel	Germany	28%
151	151	The Hague	Netherlands	28% - 0%
152	152	Bari	Italy	28% ↑ 1%
153	153	Birmingham-Wolverhampton	United Kingdom	28% - 0%
154	154	Hangzhou	China	28% ↑ 1%
155	155	Vienna	Austria	28% ↑ 1%
156	156	Honolulu	United States of America	28% - 0%
157	157	Fuzhou	China	28% ↓ 4%
158	158	Stoke-on-Trent	United Kingdom	28% ↑ 4%
159	159	Shenyang	China	28% ↓ 7%
160	160	Strasbourg	France	28% ↑ 2%

#	World rank	City	Country	Congestion level
161	161	Sheffield	United Kingdom	28% ↑ 1%
162	162	Austin	United States of America	27% ↑ 2%
163	163	Haarlem	Netherlands	27% ↓ 1%
164	164	Wuhan	China	27% ↓ 5%
165	165	Nantes	France	27% ↑ 1%
166	166	Nottingham	United Kingdom	27% ↓ 1%
167	167	Reggio Calabria	Italy	27% - 0%
168	168	Bremen	Germany	27% ↓ 3%
169	169	Stockholm	Sweden	27% ↑ 1%
170	170	Riga	Latvia	27% ↑ 3%
171	171	Lausanne	Switzerland	27% ↓ 1%
172	172	Lublin	Poland	27% ↑ 2%
173	173	Salzburg	Austria	27% ↑ 1%
174	174	Frankfurt am Main	Germany	27% ↑ 1%
175	175	Nijmegen	Netherlands	27% ↑ 5%
176	176	Turin	Italy	27% ↑ 3%
177	177	Leeds-Bradford	United Kingdom	27% - 0%
178	178	Kobe	Japan	26% ↓ 1%
179	179	Swansea	United Kingdom	26% - 0%
180	180	Baton Rouge	United States of America	26% - 0%

#	World rank	City	Country	Congestion level
181	181	Adana	Turkey	26% - 0%
182	182	San Diego	United States of America	26% ↑ 1%
183	183	Basel	Switzerland	26% - 0%
184	184	Boston	United States of America	26% ↑ 1%
185	185	Montpellier	France	26% ↓ 1%
186	186	Shijiazhuang	China	26% ↓ 6%
187	187	Kosice	Slovakia	26% ↑ 2%
188	188	Portsmouth	United Kingdom	26% ↑ 2%
189	189	Portland	United States of America	26% ↑ 2%
190	190	Amsterdam	Netherlands	26% ↑ 2%
191	191	Bialystok	Poland	26% ↑ 1%
192	192	Nashville	United States of America	26% ↑ 4%
193	193	Riverside	United States of America	26% ↑ 3%
194	194	Clermont-Ferrand	France	26% ↑ 3%
195	195	Cologne	Germany	26% ↑ 1%
196	196	Atlanta	United States of America	26% - 0%
197	197	Kiel	Germany	26% ↑ 5%
198	198	Graz	Austria	26% - 0%
199	199	Arnhem	Netherlands	26% ↑ 2%
200	200	Ljubljana	Slovenia	26% ↑ 3%

#	World rank	City	Country	Congestion level
201	201	Newcastle-Sunderland	United Kingdom	25% - 0%
202	202	Granada	Spain	25% ↑ 1%
203	203	Lille	France	25% ↑ 1%
204	204	Glasgow	United Kingdom	25% ↑ 1%
205	205	Bologna	Italy	25% - 0%
206	206	Sacramento	United States of America	25% ↑ 2%
207	207	Pretoria	South Africa	25% - 0%
208	208	Bursa	Turkey	25% ↓ 1%
209	209	Hamilton	New Zealand	25% ↑ 3%
210	210	Florence	Italy	25% - 0%
211	211	Dresden	Germany	25% ↓ 1%
212	212	Brisbane	Australia	25% - 0%
213	213	Halifax	Canada	25% ↑ 3%
214	214	Coventry	United Kingdom	25% ↓ 4%
215	215	Rotterdam	Netherlands	25% ↑ 2%
216	216	Kuwait City	Kuwait	25% ↑ 1%
217	217	Ningbo	China	24% ↓ 2%
218	218	Liege	Belgium	24% ↑ 4%
219	219	Dusseldorf	Germany	24% ↑ 3%
220	220	Palma de Mallorca	Spain	24% ↓ 1%

#	World rank	City	Country	Congestion level
221	221	Philadelphia	United States of America	24% - 0%
222	222	Rennes	France	24% ↑ 2%
223	223	Riyadh	Saudi Arabia	24% ↑ 1%
224	224	Houston	United States of America	24% ↑ 1%
225	225	Adelaide	Australia	24% ↑ 1%
226	226	Tampa	United States of America	24% ↑ 1%
227	227	Prato	Italy	24% ↑ 1%
228	228	Leipzig	Germany	24% ↑ 2%
229	229	Groningen	Netherlands	24% ↑ 2%
230	230	Gold Coast	Australia	24% ↑ 1%
231	231	Brest	France	23% ↑ 1%
232	232	Freiburg	Germany	23% ↑ 2%
233	233	Tianjin	China	23% ↓ 4%
234	234	Cagliari	Italy	23% ↑ 1%
235	235	Ruhr region west	Germany	23% - 0%
236	236	Gaziantep	Turkey	23% - 0%
237	237	Quanzhou	China	23% ↓ 2%
238	238	Denver	United States of America	23% ↑ 1%
239	239	Innsbruck	Austria	23% ↑ 3%
240	240	London	Canada	23% ↑ 1%

#	World rank	City	Country	Congestion level
241	241	Pescara	Italy	23% ↑ 2%
242	242	Hobart	Australia	23% ↑ 2%
243	243	Madrid	Spain	23% ↑ 1%
244	244	Santa Cruz de Tenerife	Spain	23% ↑ 1%
245	245	Preston	United Kingdom	23% ↑ 1%
246	246	Mersin	Turkey	23% ↓ 1%
247	247	Winnipeg	Canada	22% - 0%
248	248	Dongguan	China	22% ↓ 2%
249	249	East London	South Africa	22% ↑ 2%
250	250	Oslo	Norway	22% ↑ 1%
251	251	Karlsruhe	Germany	22% ↑ 1%
252	252	Augsburg	Germany	22% ↑ 2%
253	253	Rouen	France	22% - 0%
254	254	Orlando	United States of America	22% - 0%
255	255	Utrecht	Netherlands	22% ↑ 1%
256	256	Eindhoven	Netherlands	22% ↑ 1%
257	257	Monchengladbach	Germany	22% ↑ 2%
258	258	Linz	Austria	22% ↑ 3%
259	259	Copenhagen	Denmark	22% ↑ 1%
260	260	Charleston	United States of America	22% - 0%

#	World rank	City	Country	Congestion level
261	261	Aarhus	Denmark	22% ↑ 1%
262	262	New Orleans	United States of America	22% ↑ 1%
263	263	Quebec	Canada	22% ↑ 1%
264	264	Boise	United States of America	21% - 0%
265	265	Dubai	United Arab Emirates	21% ↓ 2%
266	266	Uppsala	Sweden	21% ↑ 1%
267	267	Bielsko-Biala	Poland	21% ↑ 1%
268	268	Fresno	United States of America	21% ↑ 1%
269	269	Christchurch	New Zealand	21% - 0%
270	270	Brasilia	Brazil	21% - 0%
271	271	Mannheim	Germany	21% ↑ 2%
272	272	Cape Coral-Fort Myers	United States of America	21% - 0%
273	273	Munster	Germany	21% ↑ 1%
274	274	Hannover	Germany	21% ↓ 1%
275	275	Breda	Netherlands	21% ↑ 1%
276	276	Le Havre	France	21% - 0%
277	277	Ruhr region east	Germany	21% ↑ 1%
278	278	Seville	Spain	21% ↑ 1%
279	279	Pittsburgh	United States of America	21% - 0%
280	280	Las Vegas	United States of America	21% - 0%

#	World rank	City	Country	Congestion level
281	281	Murcia	Spain	21% ↑ 3%
282	282	Trieste	Italy	21% ↑ 1%
283	283	Bakersfield	United States of America	21% ↑ 3%
284	284	Nancy	France	21% ↑ 1%
285	285	Verona	Italy	20% - 0%
286	286	Saint-Etienne	France	20% ↓ 1%
287	287	Bern	Switzerland	20% - 0%
288	288	Perth	Australia	20% - 0%
289	289	Leuven	Belgium	20% ↓ 3%
290	290	Tauranga	New Zealand	20% ↑ 2%
291	291	Tilburg	Netherlands	20% - 0%
292	292	Valencia	Spain	20% ↑ 1%
293	293	Baltimore	United States of America	20% - 0%
294	294	Apeldoorn	Netherlands	20% ↑ 2%
295	295	Orleans	France	20% ↑ 1%
296	296	Malaga	Spain	20% ↑ 1%
297	297	Taranto	Italy	20% ↑ 1%
298	298	Dunedin	New Zealand	20% ↑ 1%
299	299	Suzhou	China	20% - 0%
300	300	Livorno	Italy	20% - 0%

#	World rank	City	Country	Congestion level
301	301	Newcastle	Australia	20% - 0%
302	302	Providence	United States of America	20% ↑ 1%
303	303	Amersfoort	Netherlands	20% - 0%
304	304	Ghent	Belgium	20% - 0%
305	305	Middlesbrough	United Kingdom	20% ↑ 1%
306	306	Ostrava	Czechia	20% ↑ 3%
307	307	Charlotte	United States of America	19% ↑ 1%
308	308	Dallas-Fort Worth	United States of America	19% ↑ 1%
309	309	Jeddah	Saudi Arabia	19% ↓ 1%
310	310	McAllen	United States of America	19% ↑ 2%
311	311	Wuxi	China	19% - 0%
312	312	Hamilton	Canada	19% ↑ 1%
313	313	Namur	Belgium	19% ↓ 10%
314	314	Durban	South Africa	19% ↑ 1%
315	315	A Coruna	Spain	19% - 0%
316	316	Tucson	United States of America	19% - 0%
317	317	Turku	Finland	19% ↑ 1%
318	318	San Antonio	United States of America	19% ↑ 2%
319	319	Helsinki	Finland	19% ↓ 1%
320	320	Katowice urban area	Poland	19% ↑ 3%

#	World rank	City	Country	Congestion level
321	321	Salt Lake City	United States of America	19% ↑ 2%
322	322	Gothenburg	Sweden	18% – 0%
323	323	Oxnard-Thousand Oaks-Ventura	United States of America	18% – 0%
324	324	Avignon	France	18% ↓ 2%
325	325	Reykjavik	Iceland	18% – 0%
326	326	Greenville	United States of America	18% – 0%
327	327	Raleigh	United States of America	18% ↑ 1%
328	328	Phoenix	United States of America	18% ↑ 1%
329	329	Konya	Turkey	18% ↓ 1%
330	330	Odense	Denmark	18% ↑ 2%
331	331	Las Palmas	Spain	18% – 0%
332	332	Alicante	Spain	18% ↑ 1%
333	333	Bielefeld	Germany	18% ↑ 1%
334	334	Braga	Portugal	18% ↑ 2%
335	335	Birmingham	United States of America	18% ↑ 2%
336	336	Zwolle	Netherlands	18% ↑ 1%
337	337	Le Mans	France	18% ↑ 1%
338	338	Calgary	Canada	18% – 0%
339	339	Reggio Emilia	Italy	18% ↑ 1%
340	340	Dijon	France	17% – 0%

#	World rank	City	Country	Congestion level
341	341	Colorado Springs	United States of America	17% ↑ 1%
342	342	Wuppertal	Germany	17% ↑ 1%
343	343	Jacksonville	United States of America	17% - 0%
344	344	Albuquerque	United States of America	17% - 0%
345	345	Padua	Italy	17% ↑ 1%
346	346	Parma	Italy	17% ↑ 1%
347	347	Santander	Spain	17% - 0%
348	348	Den Bosch	Netherlands	17% ↑ 1%
349	349	Hartford	United States of America	17% ↑ 1%
350	350	Canberra	Australia	17% ↓ 1%
351	351	Funchal	Portugal	17% ↑ 1%
352	352	Minneapolis	United States of America	17% ↑ 1%
353	353	Kayseri	Turkey	17% ↓ 1%
354	354	Ravenna	Italy	17% - 0%
355	355	Bruges	Belgium	16% ↑ 1%
356	356	Columbus	United States of America	16% ↓ 1%
357	357	Cincinnati	United States of America	16% ↑ 1%
358	358	Reims	France	16% - 0%
359	359	Edmonton	Canada	16% - 0%
360	360	New Haven	United States of America	16% - 0%

#	World rank	City	Country	Congestion level
361	361	Detroit	United States of America	16% ↓ 1%
362	362	Virginia Beach	United States of America	16% – 0%
363	363	El Paso	United States of America	16% ↑ 1%
364	364	Kitchener-Waterloo	Canada	16% ↑ 2%
365	365	Tours	France	16% ↑ 1%
366	366	Grand Rapids	United States of America	16% ↑ 2%
367	367	Albany	United States of America	16% ↑ 2%
368	368	Gijon	Spain	16% ↑ 1%
369	369	Pamplona	Spain	16% ↑ 1%
370	370	Louisville	United States of America	15% ↓ 1%
371	371	Kortrijk	Belgium	15% ↓ 3%
372	372	Bergen	Norway	15% – 0%
373	373	Allentown	United States of America	15% – 0%
374	374	Vigo	Spain	15% ↑ 2%
375	375	Coimbra	Portugal	15% ↑ 1%
376	376	Tampere	Finland	15% – 0%
377	377	Worcester	United States of America	15% ↑ 1%
378	378	Trondheim	Norway	15% ↓ 2%
379	379	Malmo	Sweden	15% – 0%
380	380	Buffalo	United States of America	15% – 0%

#	World rank	City	Country	Congestion level
381	381	Memphis	United States of America	15% ↑ 1%
382	382	Modena	Italy	14% ↓ 1%
383	383	St. Louis	United States of America	14% - 0%
384	384	Indianapolis	United States of America	14% ↑ 1%
385	385	Cordoba	Spain	14% ↓ 1%
386	386	Brescia	Italy	14% - 0%
387	387	Vitoria-Gasteiz	Spain	14% - 0%
388	388	Omaha-Council Bluffs	United States of America	14% - 0%
389	389	Oklahoma City	United States of America	14% ↑ 1%
390	390	Cartagena	Spain	14% ↑ 1%
391	391	Zaragoza	Spain	14% - 0%
392	392	Rochester	United States of America	14% ↑ 1%
393	393	San Sebastian	Spain	14% ↑ 2%
394	394	Wollongong	Australia	13% - 0%
395	395	Charleroi	Belgium	13% ↑ 1%
396	396	Valladolid	Spain	13% - 0%
397	397	Stavanger	Norway	13% ↓ 2%
398	398	Oviedo	Spain	13% - 0%
399	399	Columbia	United States of America	13% - 0%
400	400	Milwaukee	United States of America	13% ↓ 1%

#	World rank	City	Country	Congestion level
401	401	Bilbao	Spain	13% - 0%
402	402	Bloemfontein	South Africa	13% ↑ 1%
403	403	Tulsa	United States of America	13% ↑ 1%
404	404	Cleveland	United States of America	12% ↓ 1%
405	405	Knoxville	United States of America	12% - 0%
406	406	Kansas City	United States of America	12% - 0%
407	407	Richmond	United States of America	12% ↑ 1%
408	408	Winston-Salem	United States of America	12% ↑ 2%
409	409	Little Rock	United States of America	11% ↑ 1%
410	410	Abu Dhabi	United Arab Emirates	10% ↓ 1%
411	411	Almere	Netherlands	10% ↓ 2%
412	412	Dayton	United States of America	10% - 0%
413	413	Syracuse	United States of America	10% - 0%
414	414	Akron	United States of America	10% - 0%
415	415	Cadiz	Spain	10% ↑ 1%
416	416	Greensboro-High Point	United States of America	9% - 0%