



Traffic Index

2018

The TomTom Traffic Index provides drivers, city planners, auto manufacturers and policy makers with statistics and information about congestion levels in urban areas.

You are permitted to use the contents of this document in online, offline and social media and other publication channels for non-commercial purposes with clear reference to TomTom International BV as its main source. You are not permitted to modify, compile, adapt or use any part of this document in any way for commercial purposes without a written agreement from TomTom International BV.

Traffic Index results

2018

Downloaded from: <https://www.tomtom.com/traffic-index/ranking/>

403 results

FULL

All countries (56)

Argentina, Australia, Austria, Belgium, Brazil, Bulgaria, Canada, Chile, China, Colombia, Czech Republic, Denmark, Egypt, Estonia, Finland, France, Germany, Greece, Hong Kong, Hungary, Iceland, India, Indonesia, Ireland, Israel, Italy, Japan, Kuwait, Latvia, Lithuania, Luxembourg, Malaysia, Mexico, Netherlands, New Zealand, Norway, Peru, Poland, Portugal, Romania, Russia, Saudi Arabia, Singapore, Slovakia, Slovenia, South Africa, Spain, Sweden, Switzerland, Taiwan, Thailand, Turkey, Ukraine, United Arab Emirates, United Kingdom, United States Of America

All city sizes (by population)

Megacity

> 8 million





Large

> 800 thousand

Small

< 800 thousand

All congestion levels

-  > 50%
-  25% - 50%
-  15% - 25%
-  < 15%

#	World rank	City	Country	Congestion level
1	1	Mumbai	India	65% ↓ 1%
2	2	Bogota	Colombia	63% ↑ 1%
3	3	Lima	Peru	58% ↑ 8%
4	4	New Delhi	India	58% ↓ 4%
5	5	Moscow region (oblast)	Russia	56% ↓ 1%
6	6	Istanbul	Turkey	53% ↓ 6%
7	7	Jakarta	Indonesia	53% ↓ 8%
8	8	Bangkok	Thailand	53% ↓ 2%
9	9	Mexico City	Mexico	52% – 0%
10	10	Recife	Brazil	49% ↑ 2%
11	11	Bucharest	Romania	48% ↓ 1%
12	12	Saint Petersburg	Russia	47% ↑ 2%
13	13	Kiev	Ukraine	46% ↑ 2%
14	14	Dublin	Ireland	45% ↑ 1%
15	15	Lodz	Poland	44% ↑ 2%
16	16	Novosibirsk	Russia	44% ↑ 4%
17	17	Cairo	Egypt	44% ↓ 2%
18	18	Chongqing	China	44%
19	19	Tel Aviv	Israel	42% ↓ 2%
20	20	Zhuhai	China	42%

#	World rank	City	Country	Congestion level
21	21	Sao Paulo	Brazil	42% - 0%
22	22	Rio de Janeiro	Brazil	42% ↑ 2%
23	23	Guangzhou	China	42%
24	24	Los Angeles	United States Of America	41% ↓ 1%
25	25	Tokyo	Japan	41%
26	26	Krakov	Poland	40% - 0%
27	27	Edinburgh	United Kingdom	40% ↑ 1%
28	28	Santiago	Chile	40% ↑ 1%
29	29	Athens	Greece	40% ↑ 2%
30	30	Beijing	China	40%
31	31	Rome	Italy	39% ↑ 2%
32	32	Chengdu	China	39%
33	33	Poznan	Poland	39% ↑ 1%
34	34	Warsaw	Poland	39% ↑ 1%
35	35	Salvador	Brazil	38% ↓ 3%
36	36	Vancouver	Canada	38% - 0%
37	37	Changchun	China	38%
38	38	Yekaterinburg	Russia	37% ↓ 2%
39	39	Brussels	Belgium	37% - 0%
40	40	London	United Kingdom	37% ↑ 1%

#	World rank	City	Country	Congestion level
41	41	Paris	France	36% - 0%
42	42	New York	United States Of America	36% - 0%
43	43	Osaka	Japan	36%
44	44	Kuala Lumpur	Malaysia	36% ↑ 1%
45	45	Changsha	China	36%
46	46	Buenos Aires	Argentina	36% ↑ 1%
47	47	Shenzhen	China	36%
48	48	Palermo	Italy	35% ↓ 1%
49	49	Shenyang	China	35%
50	50	Fortaleza	Brazil	35% ↑ 1%
51	51	Wroclaw	Poland	35% ↑ 1%
52	52	Sofia	Bulgaria	35% - 0%
53	53	Marseille	France	35% - 0%
54	54	Budapest	Hungary	35% ↑ 4%
55	55	San Francisco	United States Of America	34% ↓ 1%
56	56	Bournemouth	United Kingdom	34% ↑ 3%
57	57	Kaohsiung	Taiwan	34% - 0%
58	58	Taipei	Taiwan	34% ↓ 2%
59	59	Sydney	Australia	34% - 0%
60	60	Hull	United Kingdom	34% - 0%

#	World rank	City	Country	Congestion level
61	61	Belfast	United Kingdom	34% ↑ 1%
62	62	Brighton and Hove	United Kingdom	34% - 0%
63	63	Porto Alegre	Brazil	33% ↑ 1%
64	64	Luxembourg	Luxembourg	33% - 0%
65	65	Geneva	Switzerland	33% ↓ 1%
66	66	Shanghai	China	33%
67	67	Hamburg	Germany	33% ↑ 1%
68	68	Belo Horizonte	Brazil	33% ↑ 1%
69	69	Bratislava	Slovakia	33% - 0%
70	70	Taichung	Taiwan	33% ↓ 2%
71	71	Nagoya	Japan	32%
72	72	Cork	Ireland	32% ↑ 1%
73	73	Bordeaux	France	32% ↑ 1%
74	74	Bristol	United Kingdom	32% ↑ 1%
75	75	Messina	Italy	32% ↑ 1%
76	76	Toronto	Canada	32% ↑ 1%
77	77	Lisbon	Portugal	32% - 0%
78	78	Nizhny Novgorod	Russia	32% ↓ 3%
79	79	Hong Kong	Hong Kong	32% ↓ 2%
80	80	San Jose	United States Of America	32% - 0%

#	World rank	City	Country	Congestion level
81	81	Wuhan	China	32%
82	82	Fuzhou	China	32%
83	83	Shijiazhuang	China	32%
84	84	Manchester	United Kingdom	32% ↓ 1%
85	85	Nice	France	31% ↓ 1%
86	86	Ankara	Turkey	31% ↓ 2%
87	87	Xiamen	China	31%
88	88	Singapore	Singapore	31% ↓ 2%
89	89	Zurich	Switzerland	31% - 0%
90	90	Cape Town	South Africa	31% ↓ 1%
91	91	Berlin	Germany	31% ↑ 1%
92	92	Antwerp	Belgium	31% - 0%
93	93	Bydgoszcz	Poland	31% ↑ 3%
94	94	Genoa	Italy	31% ↑ 4%
95	95	Seattle	United States Of America	31% - 0%
96	96	Tallinn	Estonia	30% ↑ 2%
97	97	Naples	Italy	30% ↓ 1%
98	98	Leicester	United Kingdom	30% ↑ 1%
99	99	Izmir	Turkey	30% ↓ 1%
100	100	Gdansk, Gdynia and Sopot	Poland	30% ↑ 1%

#	World rank	City	Country	Congestion level
101	101	Miami	United States Of America	30% ↓ 1%
102	102	Nuremberg	Germany	30% ↑ 4%
103	103	Milan	Italy	30% - 0%
104	104	Tainan	Taiwan	30% - 0%
105	105	Johannesburg	South Africa	30% - 0%
106	106	Bremen	Germany	30% ↑ 5%
107	107	Vilnius	Lithuania	30% ↑ 2%
108	108	Stuttgart	Germany	30% ↓ 1%
109	109	Nanjing	China	30%
110	110	Munich	Germany	30% ↑ 2%
111	111	Sapporo	Japan	30%
112	112	Auckland	New Zealand	29% ↓ 2%
113	113	Melbourne	Australia	29% ↓ 1%
114	114	Grenoble	France	29% - 0%
115	115	Coventry	United Kingdom	29% ↑ 9%
116	116	Namur	Belgium	29% ↑ 10%
117	117	Limerick	Ireland	29% ↑ 1%
118	118	Barcelona	Spain	29% ↑ 1%
119	119	Lyon	France	29% ↑ 1%
120	120	Lugano	Switzerland	28% ↓ 2%

#	World rank	City	Country	Congestion level
121	121	Porto	Portugal	28% ↑ 1%
122	122	Chicago	United States Of America	28% - 0%
123	123	The Hague	Netherlands	28% ↑ 1%
124	124	Nottingham	United Kingdom	28% ↑ 1%
125	125	Toulon	France	28% ↓ 1%
126	126	Toulouse	France	28% ↑ 1%
127	127	Lausanne	Switzerland	28% ↑ 2%
128	128	Cardiff	United Kingdom	28% ↑ 1%
129	129	Catania	Italy	28% - 0%
130	130	Taoyuan	Taiwan	28% - 0%
131	131	Washington	United States Of America	28% ↑ 1%
132	132	Honolulu	United States Of America	28% ↑ 1%
133	133	Haarlem	Netherlands	28% ↑ 1%
134	134	Thessaloniki	Greece	28% ↓ 1%
135	135	Birmingham-Wolverhampton	United Kingdom	28% ↑ 2%
136	136	Szczecin	Poland	27% ↑ 1%
137	137	Brno	Czech Republic	27% ↑ 4%
138	138	Montreal	Canada	27% - 0%
139	139	Kobe	Japan	27%
140	140	Southampton	United Kingdom	27% ↑ 2%

#	World rank	City	Country	Congestion level
141	141	Ottawa	Canada	27% - 0%
142	142	Wellington	New Zealand	27% ↓ 1%
143	143	Hangzhou	China	27%
144	144	Leiden	Netherlands	27% ↓ 1%
145	145	Vienna	Austria	27% ↓ 1%
146	146	Bari	Italy	27% - 0%
147	147	Curitiba	Brazil	27% ↑ 1%
148	148	Leeds-Bradford	United Kingdom	27% ↑ 2%
149	149	Prague	Czech Republic	27% - 0%
150	150	Montpellier	France	27% ↑ 2%
151	151	Liverpool	United Kingdom	27% - 0%
152	152	Bonn	Germany	27% ↑ 2%
153	153	Sheffield	United Kingdom	27% ↑ 1%
154	154	Tianjin	China	27%
155	155	Reggio Calabria	Italy	27% ↑ 3%
156	156	Antalya	Turkey	27% ↑ 3%
157	157	Nantes	France	26% ↑ 1%
158	158	Salzburg	Austria	26% ↑ 1%
159	159	Frankfurt am Main	Germany	26% - 0%
160	160	Bursa	Turkey	26% ↓ 5%

#	World rank	City	Country	Congestion level
161	161	Swansea	United Kingdom	26% ↑ 1%
162	162	Dresden	Germany	26% ↑ 2%
163	163	Strasbourg	France	26% ↓ 1%
164	164	Atlanta	United States Of America	26% ↓ 1%
165	165	Ningbo	China	26%
166	166	Adana	Turkey	26% ↓ 2%
167	167	Basel	Switzerland	26% ↓ 1%
168	168	Stockholm	Sweden	26% ↓ 2%
169	169	Baton Rouge	United States Of America	26% - 0%
170	170	Graz	Austria	26% - 0%
171	171	San Diego	United States Of America	25% - 0%
172	172	Quanzhou	China	25%
173	173	Brisbane	Australia	25% ↑ 2%
174	174	Boston	United States Of America	25% - 0%
175	175	Palma de Mallorca	Spain	25% ↑ 1%
176	176	Cologne	Germany	25% ↓ 1%
177	177	Bologna	Italy	25% ↑ 1%
178	178	Newcastle-Sunderland	United Kingdom	25% - 0%
179	179	Austin	United States Of America	25% - 0%
180	180	Lublin	Poland	25% ↑ 1%

#	World rank	City	Country	Congestion level
181	181	Bialystok	Poland	25% - 0%
182	182	Pretoria	South Africa	25% ↑ 1%
183	183	Florence	Italy	25% ↑ 1%
184	184	Glasgow	United Kingdom	24% ↓ 1%
185	185	Lille	France	24% ↑ 1%
186	186	Portland	United States Of America	24% ↓ 3%
187	187	Riga	Latvia	24% - 0%
188	188	Wiesbaden	Germany	24% ↓ 5%
189	189	Granada	Spain	24% ↓ 1%
190	190	Turin	Italy	24% - 0%
191	191	Reading	United Kingdom	24% ↑ 1%
192	192	Dongguan	China	24%
193	193	Portsmouth	United Kingdom	24% ↓ 1%
194	194	Kuwait City	Kuwait	24% ↓ 1%
195	195	Stoke-on-Trent	United Kingdom	24% ↑ 2%
196	196	Kosice	Slovakia	24% ↓ 2%
197	197	Philadelphia	United States Of America	24% ↑ 1%
198	198	Arnhem	Netherlands	24% ↑ 2%
199	199	Amsterdam	Netherlands	24% ↓ 1%
200	200	Mersin	Turkey	24% ↑ 1%

#	World rank	City	Country	Congestion level
201	201	Sacramento	United States Of America	23% - 0%
202	202	Dubai	United Arab Emirates	23% ↓ 4%
203	203	Ljubljana	Slovenia	23% ↑ 1%
204	204	Houston	United States Of America	23% ↓ 1%
205	205	Riverside	United States Of America	23% ↑ 1%
206	206	Ruhr region west	Germany	23% ↑ 1%
207	207	Tampa	United States Of America	23% - 0%
208	208	Adelaide	Australia	23% - 0%
209	209	Rotterdam	Netherlands	23% ↑ 1%
210	210	Prato	Italy	23% ↑ 2%
211	211	Riyadh	Saudi Arabia	23% ↓ 4%
212	212	Leuven	Belgium	23% ↑ 2%
213	213	Clermont-Ferrand	France	23% ↑ 1%
214	214	Gaziantep	Turkey	23% ↓ 1%
215	215	Gold Coast	Australia	23% ↑ 1%
216	216	Brest	France	22% - 0%
217	217	Rennes	France	22% - 0%
218	218	London	Canada	22% ↑ 1%
219	219	Nashville	United States Of America	22% ↓ 1%
220	220	Nijmegen	Netherlands	22% ↑ 1%

#	World rank	City	Country	Congestion level
221	221	Orlando	United States Of America	22% - 0%
222	222	Leipzig	Germany	22% - 0%
223	223	Cagliari	Italy	22% - 0%
224	224	Rouen	France	22% ↑ 3%
225	225	Groningen	Netherlands	22% ↓ 1%
226	226	Hamilton	New Zealand	22% - 0%
227	227	Winnipeg	Canada	22% - 0%
228	228	Madrid	Spain	22% ↑ 1%
229	229	Hannover	Germany	22% - 0%
230	230	Charleston	United States Of America	22% ↑ 1%
231	231	Santa Cruz de Tenerife	Spain	22% ↑ 2%
232	232	Halifax	Canada	22% - 0%
233	233	Preston	United Kingdom	22% ↑ 2%
234	234	Denver	United States Of America	22% ↑ 1%
235	235	Kiel	Germany	21% ↑ 1%
236	236	Pescara	Italy	21% ↓ 1%
237	237	Freiburg	Germany	21% ↑ 1%
238	238	Cape Coral-Fort Myers	United States Of America	21% ↓ 1%
239	239	Pittsburgh	United States Of America	21% ↑ 1%
240	240	Oslo	Norway	21% ↓ 1%

#	World rank	City	Country	Congestion level
241	241	Copenhagen	Denmark	21% ↓ 1%
242	242	New Orleans	United States Of America	21% ↓ 1%
243	243	Aarhus	Denmark	21% ↓ 1%
244	244	Dusseldorf	Germany	21% - 0%
245	245	Karlsruhe	Germany	21% ↓ 2%
246	246	Las Vegas	United States Of America	21% - 0%
247	247	Eindhoven	Netherlands	21% ↑ 1%
248	248	Christchurch	New Zealand	21% ↓ 2%
249	249	Brasilia	Brazil	21% ↑ 1%
250	250	Hobart	Australia	21% ↑ 1%
251	251	Utrecht	Netherlands	21% - 0%
252	252	Boise	United States Of America	21% ↑ 1%
253	253	Quebec	Canada	21% - 0%
254	254	Le Havre	France	21% ↑ 1%
255	255	Saint-Etienne	France	21% ↑ 1%
256	256	Bern	Switzerland	20% - 0%
257	257	Ruhr region east	Germany	20% ↑ 1%
258	258	Uppsala	Sweden	20% ↑ 1%
259	259	Fresno	United States Of America	20% - 0%
260	260	Ghent	Belgium	20% ↑ 1%

#	World rank	City	Country	Congestion level
261	261	East London	South Africa	20% ↓ 1%
262	262	Nancy	France	20% – 0%
263	263	Seville	Spain	20% ↑ 2%
264	264	Bielsko-Biala	Poland	20% ↑ 3%
265	265	Livorno	Italy	20% – 0%
266	266	Munster	Germany	20% – 0%
267	267	Liege	Belgium	20% – 0%
268	268	Avignon	France	20% ↑ 3%
269	269	Newcastle	Australia	20% ↑ 1%
270	270	Amersfoort	Netherlands	20% ↓ 1%
271	271	Trieste	Italy	20% ↑ 1%
272	272	Jeddah	Saudi Arabia	20% ↓ 5%
273	273	Perth	Australia	20% ↓ 1%
274	274	Tilburg	Netherlands	20% ↑ 1%
275	275	Augsburg	Germany	20% – 0%
276	276	Breda	Netherlands	20% ↑ 1%
277	277	Innsbruck	Austria	20% ↓ 1%
278	278	Helsinki	Finland	20% ↑ 2%
279	279	Suzhou	China	20%
280	280	Monchengladbach	Germany	20% ↑ 1%

#	World rank	City	Country	Congestion level
281	281	Verona	Italy	20% ↑ 2%
282	282	Baltimore	United States Of America	20% ↑ 2%
283	283	Dunedin	New Zealand	19% ↑ 2%
284	284	Wuxi	China	19%
285	285	Middlesbrough	United Kingdom	19% - 0%
286	286	Taranto	Italy	19% ↑ 1%
287	287	Konya	Turkey	19% ↓ 2%
288	288	Tucson	United States Of America	19% - 0%
289	289	Mannheim	Germany	19% ↓ 2%
290	290	Orleans	France	19% ↑ 2%
291	291	A Coruna	Spain	19% ↑ 1%
292	292	Valencia	Spain	19% ↑ 2%
293	293	Providence	United States Of America	19% ↑ 1%
294	294	Linz	Austria	19% - 0%
295	295	Malaga	Spain	19% ↑ 1%
296	296	Murcia	Spain	18% ↑ 1%
297	297	Charlotte	United States Of America	18% - 0%
298	298	Tauranga	New Zealand	18% - 0%
299	299	Dallas-Fort Worth	United States Of America	18% ↓ 1%
300	300	Hamilton	Canada	18% ↑ 1%

#	World rank	City	Country	Congestion level
301	301	Kayseri	Turkey	18% - 0%
302	302	Calgary	Canada	18% ↑ 1%
303	303	Gothenburg	Sweden	18% ↓ 1%
304	304	Kortrijk	Belgium	18% ↑ 3%
305	305	Apeldoorn	Netherlands	18% ↓ 1%
306	306	Oxnard-Thousand Oaks-Ventura	United States Of America	18% - 0%
307	307	Bakersfield	United States Of America	18% ↑ 1%
308	308	Durban	South Africa	18% ↓ 2%
309	309	Reykjavik	Iceland	18% ↑ 1%
310	310	Turku	Finland	18% ↑ 1%
311	311	Greenville	United States Of America	18% ↑ 2%
312	312	Canberra	Australia	18% ↑ 2%
313	313	Las Palmas	Spain	18% ↑ 2%
314	314	Jacksonville	United States Of America	17% ↓ 1%
315	315	Detroit	United States Of America	17% - 0%
316	316	Trondheim	Norway	17% ↑ 1%
317	317	Albuquerque	United States Of America	17% ↓ 1%
318	318	Le Mans	France	17% ↑ 1%
319	319	Columbus	United States Of America	17% ↑ 1%
320	320	Ostrava	Czech Republic	17% ↑ 1%

#	World rank	City	Country	Congestion level
321	321	San Antonio	United States Of America	17% ↓ 1%
322	322	Salt Lake City	United States Of America	17% ↓ 2%
323	323	Zwolle	Netherlands	17% ↑ 2%
324	324	Reggio Emilia	Italy	17% ↑ 2%
325	325	Dijon	France	17% ↑ 1%
326	326	Phoenix	United States Of America	17% - 0%
327	327	Bielefeld	Germany	17% ↓ 1%
328	328	Ravenna	Italy	17% ↑ 2%
329	329	McAllen	United States Of America	17% - 0%
330	330	Alicante	Spain	17% - 0%
331	331	Raleigh	United States Of America	17% - 0%
332	332	Santander	Spain	17% - 0%
333	333	Katowice urban area	Poland	16% ↑ 1%
334	334	Wuppertal	Germany	16% - 0%
335	335	Virginia Beach	United States Of America	16% - 0%
336	336	Funchal	Portugal	16% ↑ 1%
337	337	Reims	France	16% ↑ 1%
338	338	Hartford	United States Of America	16% - 0%
339	339	Colorado Springs	United States Of America	16% ↑ 1%
340	340	Birmingham	United States Of America	16% - 0%

#	World rank	City	Country	Congestion level
341	341	Den Bosch	Netherlands	16% - 0%
342	342	Braga	Portugal	16% ↑ 3%
343	343	Mons	Belgium	16% ↓ 6%
344	344	Odense	Denmark	16% ↑ 3%
345	345	Edmonton	Canada	16% ↑ 2%
346	346	New Haven	United States Of America	16% ↓ 2%
347	347	Louisville	United States Of America	16% ↑ 2%
348	348	Padua	Italy	16% ↑ 1%
349	349	Parma	Italy	16% ↑ 2%
350	350	Minneapolis	United States Of America	16% - 0%
351	351	Tours	France	15% ↓ 2%
352	352	Cincinnati	United States Of America	15% - 0%
353	353	Pamplona	Spain	15% ↑ 1%
354	354	El Paso	United States Of America	15% - 0%
355	355	Stavanger	Norway	15% ↓ 1%
356	356	Bruges	Belgium	15% ↓ 1%
357	357	Gijon	Spain	15% ↑ 1%
358	358	Bergen	Norway	15% - 0%
359	359	Allentown	United States Of America	15% ↑ 1%
360	360	Buffalo	United States Of America	15% ↑ 1%

#	World rank	City	Country	Congestion level
361	361	Modena	Italy	15% - 0%
362	362	Cordoba	Spain	15% ↑ 2%
363	363	Malmö	Sweden	15% ↑ 1%
364	364	Tampere	Finland	15% ↑ 2%
365	365	Memphis	United States Of America	14% ↑ 1%
366	366	Worcester	United States Of America	14% - 0%
367	367	Kitchener-Waterloo	Canada	14% - 0%
368	368	Grand Rapids	United States Of America	14% - 0%
369	369	Albany	United States Of America	14% ↑ 1%
370	370	St. Louis	United States Of America	14% - 0%
371	371	Coimbra	Portugal	14% ↑ 2%
372	372	Zaragoza	Spain	14% ↑ 1%
373	373	Brescia	Italy	14% ↑ 1%
374	374	Milwaukee	United States Of America	14% ↑ 1%
375	375	Omaha-Council Bluffs	United States Of America	14% ↑ 1%
376	376	Vitoria-Gasteiz	Spain	14% ↑ 1%
377	377	Vigo	Spain	13% - 0%
378	378	Cartagena	Spain	13% - 0%
379	379	Indianapolis	United States Of America	13% ↑ 1%
380	380	Rochester	United States Of America	13% - 0%

#	World rank	City	Country	Congestion level
381	381	Columbia	United States Of America	13% - 0%
382	382	Valladolid	Spain	13% ↑ 1%
383	383	Wollongong	Australia	13% ↑ 1%
384	384	Oklahoma City	United States Of America	13% ↑ 1%
385	385	Bilbao	Spain	13% ↑ 1%
386	386	Cleveland	United States Of America	13% ↑ 1%
387	387	Oviedo	Spain	13% - 0%
388	388	San Sebastian	Spain	12% ↓ 1%
389	389	Tulsa	United States Of America	12% ↓ 1%
390	390	Charleroi	Belgium	12% ↓ 2%
391	391	Bloemfontein	South Africa	12% - 0%
392	392	Kansas City	United States Of America	12% ↑ 1%
393	393	Knoxville	United States Of America	12% ↑ 2%
394	394	Almere	Netherlands	12% ↑ 1%
395	395	Richmond	United States Of America	11% - 0%
396	396	Abu Dhabi	United Arab Emirates	11% - 0%
397	397	Winston-Salem	United States Of America	10% - 0%
398	398	Dayton	United States Of America	10% ↑ 1%
399	399	Little Rock	United States Of America	10% ↓ 1%
400	400	Syracuse	United States Of America	10% ↑ 1%

#	World rank	City	Country	Congestion level	
401	401	Akron	United States Of America	10%	↑ 1%
402	402	Cadiz	Spain	9%	↑ 2%
403	403	Greensboro-High Point	United States Of America	9%	↑ 1%